

Insaver LED II 150

Insaver LED II 150 High Output WW 1-10

3098116



Product features

- Circular LED downlight with up to 114lm/W efficacy and 2,400 luminaire lumen output. Innovative easy installation system allows for a rapid, single point installation. For 150mm cut outs. IP44 or UGR<19 compliant with additional accessories. 3 hour emergency and surface mounted versions available. Plus3 version includes Wieland GST connector.



PRODUCT OVERVIEW

| | |
|-----------------------------|--|
| Product name | Insaver LED II 150 High Output WW 1-10 |
| Technology | LED |
| Housing | AGC (advanced graphite composite) |
| Mount | Ceiling recessed mounting |
| Environment | Internal |
| General application | Office |
| ETIM Class | EC001744 |
| E-number FI | 4271294 |
| E-number SE | 7464709 |
| Warranty | 5 years |
| Fixture luminous flux (lm) | 2088 |
| Luminaire efficacy (lm/W) | 95 |
| LOR (%) | 100 |
| Colour temperature (K) | 3000 |
| CRI (Ra) | 80 |
| Colour Consistency (SDCM) | 3 |
| Beam Angle (°) | 76 |
| Glare control | < 19 |
| Photobiological Risk Group | RG1 |
| Total power consumption (W) | 22 |
| Electrical protection | Class II |
| Control gear type | Electronic ballast |
| Dimmable | Yes |
| Dimming method | 1-10V (Analogue) |
| Housing colour | White |
| IP rating | IP23 |
| IK rating | IK02 |
| Product EAN number | 8711971981169 |

DATA TABLE

General data

| | |
|--------------|--|
| Product name | Insaver LED II 150 High Output WW 1-10 |
|--------------|--|

Insaver LED II 150

Insaver LED II 150 High Output WW 1-10

3098116

| | |
|---|-----------------------------------|
| Technology | LED |
| Housing | AGC (advanced graphite composite) |
| Mount | Ceiling recessed mounting |
| Environment | Internal |
| General application | Office |
| Operating temperature range (°C) | 0°C...+25°C |
| Performance ambient temperature Tq (°C) | 25 |
| ETIM Class | EC001744 |
| E-number FI | 4271294 |
| E-number SE | 7464709 |
| Warranty | 5 years |

Optical data

| | |
|----------------------------|-----------|
| Fixture luminous flux (lm) | 2088 |
| Luminaire efficacy (lm/W) | 95 |
| LOR (%) | 100 |
| Colour temperature (K) | 3000 |
| CRI (Ra) | 80 |
| Colour Consistency (SDCM) | 3 |
| Adjustable chromaticity | N |
| Beam Angle (°) | 76 |
| Distribution type | Symmetric |
| Glare control | < 19 |
| Photobiological Risk Group | RG1 |

Electrical data

| | |
|--|--------------------|
| Total power consumption (W) | 22 |
| Mains voltage (V) | 220-240V |
| Electrical protection | Class II |
| Control gear type | Electronic ballast |
| Transformer required | Yes |
| Dimmable | Yes |
| Dimming method | 1-10V (Analogue) |
| Drive current (mA) | 900 |
| Inrush Current (A) | 45 |
| Inrush Duration (µs) | 20 |
| Glow Wire Test (°C) | 850 |
| Energy Efficiency Class (A->G) of contained light source | C |
| Nominal Frequency (Hz) | 50/60Hz |
| Max. Luminaires per 10A C Breaker | 50 |
| Max. Luminaires per 13A C Breaker | 65 |
| Max. Luminaires per 16A C Breaker | 80 |
| Max. Luminaires per 20A C Breaker | 100 |
| Max. Luminaires per 10A B Breaker | 30 |
| Max. Luminaires per 13A B Breaker | 39 |
| Max. Luminaires per 16A B Breaker | 48 |
| Max. Luminaires per 20A B Breaker | 60 |

Insaver LED II 150

Insaver LED II 150 High Output WW 1-10

3098116

Lifetime data

| | |
|------------------|--------|
| Lifespan L70 B50 | 100000 |
| Lifespan L80 B20 | 100000 |
| Lifespan L90 B10 | 46000 |

Physical data

| | |
|---|------------|
| Housing colour | White |
| IP rating | IP23 |
| IK rating | IK02 |
| Reflector finish | High-gloss |
| Nominal Product Length (mm) | 169 |
| Nominal Product Width (mm) | 169 |
| Nominal Product Height (mm) | 87 |
| Cutout Dimensions (W x L in mm or Diameter in mm) | 150 |
| Weight (kg) | 0.604 |

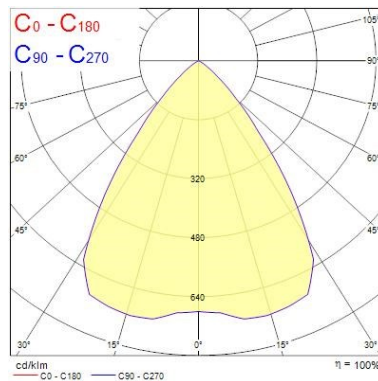
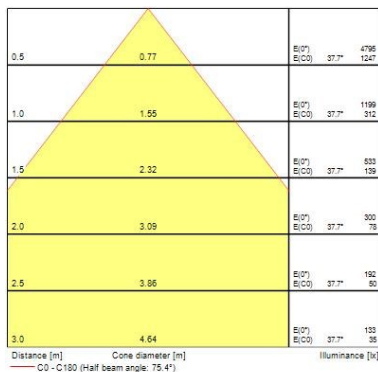
Packaging

| | |
|---------------------------------------|----------------|
| Single packaging type | Carton |
| Product EAN number | 8711971981169 |
| Packaging single length / height (cm) | 25.4 |
| Packaging single width (cm) | 22.8 |
| Packaging single depth (cm) | 11.7 |
| DUN14 (outer) | 08711971981169 |
| Units per outer package | 1 |
| Packaging outer length / height (cm) | 25.4 |
| Packaging outer width (cm) | 22.8 |
| Packaging outer depth (cm) | 11.7 |

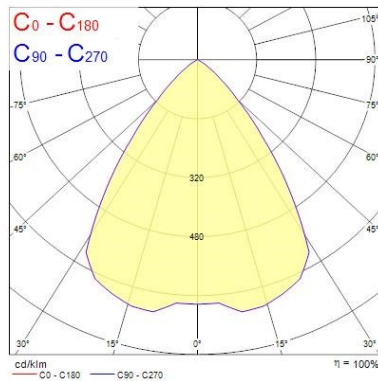
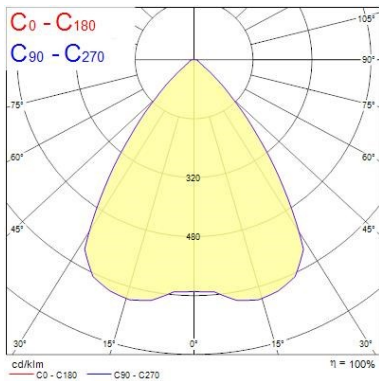
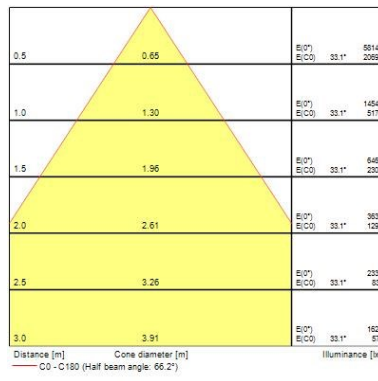
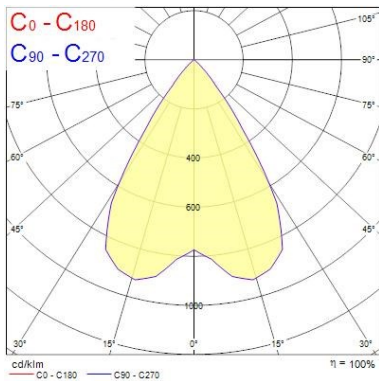
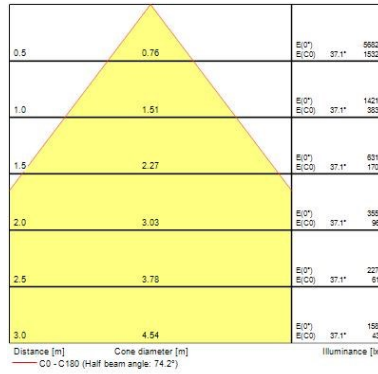
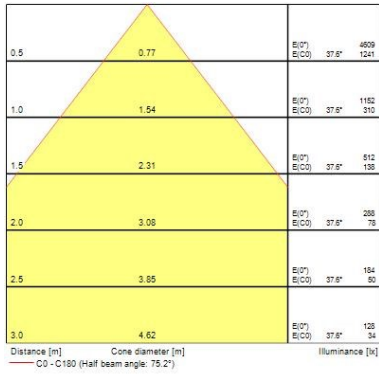
Safety data

| | |
|----------------------------------|------|
| Optimal operating condition (°C) | 0-25 |
|----------------------------------|------|

PHOTOMETRY



Insaver LED II 150 Insaver LED II 150 High Output WW 1-10 3098116



TECHNICAL DRAWINGS

