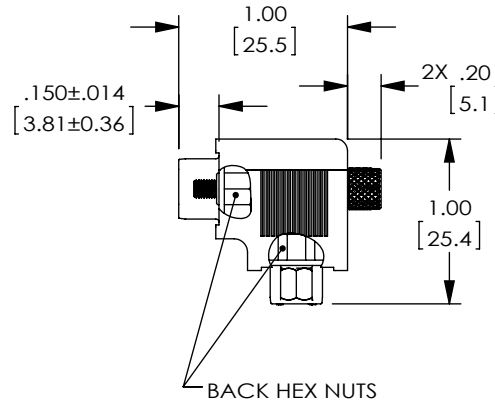
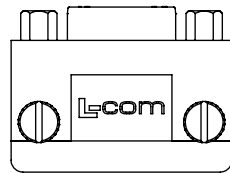
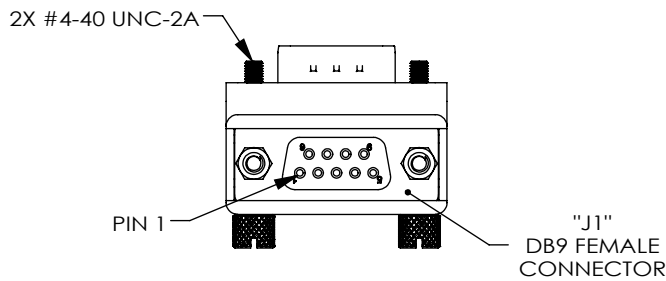
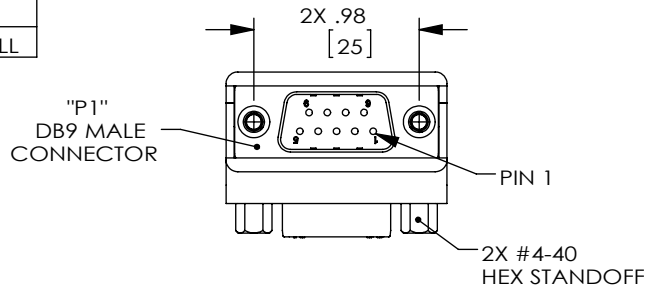
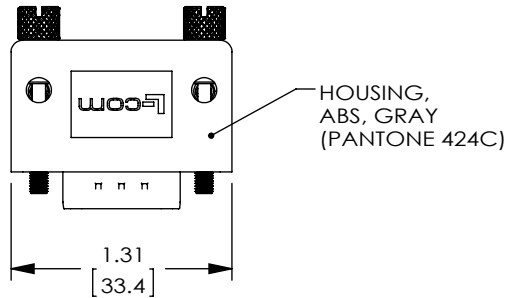


THE INFORMATION CONTAINED IN THIS DRAWING IS THE SOLE PROPERTY OF L-COM, INC. ANY REPRODUCTION IN PART OR WHOLE WITHOUT THE WRITTEN PERMISSION OF L-COM, INC. IS PROHIBITED.

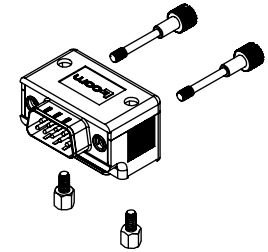
REVISIONS			
REV	DESCRIPTION	DATE	APPROVED
A	CN RELEASE	12/29/09	D.GRIFFIN
B	ECN 4765: CH'G TOL. ON .149 DIM. FROM .010 [.25] TO .014 [.35]	5/21/10	D. CASTRO
C	ECN 7835: REVISED MODEL TO ABS DESIGN	3/10/15	D.FRISIELLO
D	ECN 8129: ADD OPERATING TEMP. RANGE, UPT DWG FORMAT	10/16/15	S.LI

WIRING MAP	
"P1"	"J1"
1	1
2	2
3	3
4	4
5	5
6	6
7	7
8	8
9	9
SHELL	SHELL

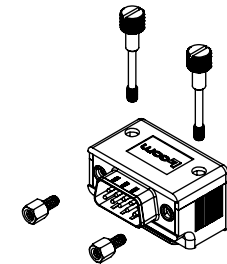


HARDWARE CONFIGURATIONS

STANDARD HARDWARE CONFIGURATION



ALTERNATE HARDWARE CONFIGURATION



NOTES:

- ADAPTER SHALL BE TESTED FOR CONTINUITY.
- ADAPTER SHALL BE INDIVIDUALLY PACKAGED IN ACCORDANCE WITH L-COM SPECIFICATION PS-0031.
- PRODUCT SHIPPED IN STANDARD HARDWARE CONFIGURATION SHOWN ABOVE AND IN EXPLODED VIEW.
- OPERATING TEMPERATURE RANGE: -15°C~+70°C

REGULATORY COMPLIANCE:
CE2011/65/EU (ROHS DIRECTIVE)

UNLESS OTHERWISE SPECIFIED, DIMENSIONS ARE IN INCHES [mm] OVERALL CABLE LENGTH TOLERANCE: ≤12 [305] = +1 [25] / -0 >12 [305] ≤60 [1524] = +2 [51] / -0 >60 [1524] ≤120 [3048] = +4 [102] / -0 >120 [3048] ≤300 [7620] = +6 [152] / -0 >300 [7620] = +5% / -0%	APPROVALS	DATE		45 BEECHWOOD DRIVE NORTH ANDOVER, MA 01845
	DRAWN BY D. CASTRO	9/14/09		CATEGORY
ALL OTHER DIMENSIONAL TOLERANCES: .X = ± .2 [5.08] .XX = ± .02 [51] .XXX = ±.005 [13]	CHECKED BY D. FRISIELLO	9/14/09		PRODUCT DESCRIPTION ADPT,DB9M/F RA ORIENTATION 3
	APPROVED BY D. PARHAM	9/14/09		
PROJECTION 	CONFIGURATION DETAILS OF UNDIMENSIONED FEATURES MAY VARY	COLOR VARIATIONS MAY OCCUR	DWG. NO. DG909MF3	REV. D
			SCALE: NONE	CAD FILE: DG909MF3.SLDRW
			SHEET 1 OF 1	