



LOAD FEEDER FUSELESS DIRECT START, AC 400V, SZ S00 0.9...1.25A, DC 24V SPRING-LOADED CONNECTION FOR BUSBAR SYSTEMS 60MM TYPE OF COORDINATION 2, IQ = 150KA (ALSO FULFILLS TYPE OF COORDINATION 1) 1NO (CONTACTOR)

product brand name		SIRIUS
Product designation		non-fused load feeders 3RA2
<b>Manufacturer article number</b>		
<ul style="list-style-type: none"> <li>• of the supplied contactor</li> </ul>		<a href="#">3RT2015-2BB41</a>
<ul style="list-style-type: none"> <li>• of the supplied circuit-breakers</li> </ul>		<a href="#">3RV2011-0KA20</a>
<ul style="list-style-type: none"> <li>• of the supplied busbar adapter</li> </ul>		<a href="#">8US1251-5DT11</a>
<ul style="list-style-type: none"> <li>• of the supplied link module</li> </ul>		<a href="#">3RA2911-2AA00</a>

### General technical data:

<b>Insulation voltage</b>		
<ul style="list-style-type: none"> <li>• with degree of pollution 3 Rated value</li> </ul>	V	690
<b>Shock resistance</b>		
<ul style="list-style-type: none"> <li>• acc. to IEC 60068-2-27</li> </ul>		6g / 11 ms
<b>Surge voltage resistance Rated value</b>	kV	6
<b>Type of assignment</b>		2
<b>Protection class IP</b>		
<ul style="list-style-type: none"> <li>• on the front</li> </ul>		IP20

### Main circuit:

<b>Number of poles for main current circuit</b>		3
<b>Adjustable response value current of the current-dependent overload release</b>	A	0.9 ... 1.25
<b>Operating voltage</b>		
<ul style="list-style-type: none"> <li>• Rated value</li> </ul>	V	690
<ul style="list-style-type: none"> <li>• at AC-3 Rated value maximum</li> </ul>	V	690
Operating frequency Rated value	Hz	50 ... 60
<b>Operating current</b>		

<ul style="list-style-type: none"> <li>at AC-3               <ul style="list-style-type: none"> <li>at 400 V Rated value</li> </ul> </li> </ul>	A	1.1
<b>Operating power</b>		
<ul style="list-style-type: none"> <li>at AC-3               <ul style="list-style-type: none"> <li>at 400 V Rated value</li> <li>at 500 V Rated value</li> <li>at 690 V Rated value</li> </ul> </li> </ul>	W W W	370 550 750
<b>Control circuit/ Control:</b>		
<b>Control supply voltage for DC</b>		
<ul style="list-style-type: none"> <li>Rated value</li> </ul>	V	24
<b>Holding power of the magnet coil for DC</b>	W	4
<b>Auxiliary circuit:</b>		
<b>Product expansion Auxiliary switch</b>		Yes
<b>Protective and monitoring functions:</b>		
<b>Trip class</b>		CLASS 10
<b>Design of the overload circuit breaker</b>		thermal (bimetallic)
<b>UL/CSA ratings:</b>		
<b>Full-load current (FLA) for three-phase AC motor</b>		
<ul style="list-style-type: none"> <li>at 480 V Rated value</li> </ul>	A	1.25
<b>yielded mechanical performance [hp]</b>		
<ul style="list-style-type: none"> <li>for three-phase AC motor at 460/480 V Rated value</li> <li>for three-phase AC motor at 575/600 V Rated value</li> </ul>	metric hp metric hp	0.5 0.5
<b>Short-circuit:</b>		
<b>Product function Short circuit protection</b>		Yes
<b>Design of the short-circuit trip</b>		magnetic
<b>Conditional short-circuit current (I<sub>q</sub>)</b>		
<ul style="list-style-type: none"> <li>at 690 V acc. to IEC 60947-4-1 Rated value</li> <li>at 400 V acc. to IEC 60947-4-1 Rated value</li> <li>at 500 V acc. to IEC 60947-4-1 Rated value</li> </ul>	A A A	100 000 153 000 100 000
<b>Installation/ mounting/ dimensions:</b>		
<b>mounting position</b>		vertical
<b>Mounting type</b>		for snapping onto 60 mm busbar systems
<b>Height</b>	mm	260
<b>Width</b>	mm	45
<b>Depth</b>	mm	155.1
<b>Required spacing</b>		
<ul style="list-style-type: none"> <li>for grounded parts               <ul style="list-style-type: none"> <li>forwards</li> </ul> </li> </ul>	mm	0

— Backwards	mm	0
— upwards	mm	20
— at the side	mm	9
— downwards	mm	10
• for live parts		
— forwards	mm	0
— Backwards	mm	0
— upwards	mm	20
— downwards	mm	10
— at the side	mm	9

#### Connections/ Terminals:

##### Type of electrical connection

- for main current circuit

spring-loaded terminals

#### Safety related data:

##### B10 value with high demand rate acc. to SN 31920

1 000 000

##### Proportion of dangerous failures

- with high demand rate acc. to SN 31920

%

73

##### Protection against electrical shock

finger-safe

#### Mechanical data:

##### Size of the circuit-breaker

S00

##### Size of load feeder

S00

#### Ambient conditions:

##### Ambient temperature

- during operation
- during storage
- during transport

°C

-20 ... +60

°C

-50 ... +80

°C

-50 ... +80

#### Certificates/ approvals:

General Product Approval	For use in hazardous locations	Declaration of Conformity	Test Certificates
--------------------------	--------------------------------	---------------------------	-------------------



[Type Test Certificates/Test Report](#)

Test Certificates	Shipping Approval
-------------------	-------------------

[Declaration of the Compliance with the order](#)

[Special Test Certificate](#)



GL

Shipping Approval	other
-------------------	-------



[Declaration of Conformity](#)

[Environmental Confirmations](#)

[other](#)

#### Further information

**Information- and Downloadcenter (Catalogs, Brochures,...)**

<http://www.siemens.com/industrial-controls/catalogs>

**Industry Mall (Online ordering system)**

<http://www.siemens.com/industrymall>

**Cax online generator**

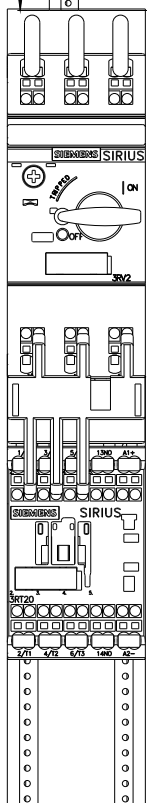
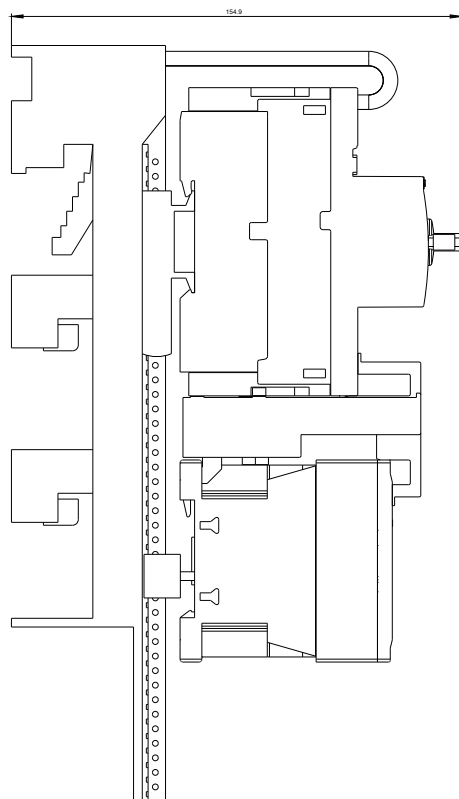
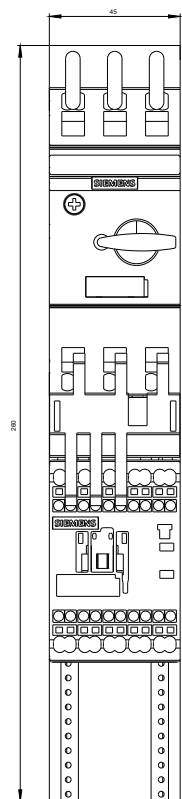
<http://support.automation.siemens.com/WW/CAXorder/default.aspx?lang=en&mfb=3RA21100KH151BB4>

**Service&Support (Manuals, Certificates, Characteristics, FAQs,...)**

<http://support.automation.siemens.com/WW/view/en/3RA21100KH151BB4/all>

**Image database (product images, 2D dimension drawings, 3D models, device circuit diagrams, EPLAN macros, ...)**

[http://www.automation.siemens.com/bilddb/cax\\_de.aspx?mfb=3RA21100KH151BB4&lang=en](http://www.automation.siemens.com/bilddb/cax_de.aspx?mfb=3RA21100KH151BB4&lang=en)



DREI-FACH-HERABZWEIG, SICHERUNGSL.



DREI-FACH-HERABZWEIG, SICHERUNGSL.

last modified:

11.03.2015