

A548

51kg + xx kg = Max. 150kg

JUMPER/RELAY/BOXER/DUCATO
2006-
L3, H2, TWIN DOORS

4035mm
5998mm
2524mm

AMP20 + AMP18 = 3.8m

x 12
x 12
290mm

A587







55kg + xx kg = Max. 150kg

JUMPER/RELAY/BOXER/DUCATO
2006-
L4, H2, TWIN DOORS

4035mm
6353mm
2524mm

AMP24 + AMP18 = 4.2m

x 13
x 13
300mm





PS095 x 8



MS170 x 8



EXT09-004 x 8



MS202 x 8



PS089 x 1



PS047 x 8

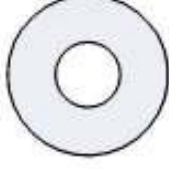


PS090 x 1

(1:1)



FB003 (M8 x 65) x 16



FW002 (M8) x 32



FN006 (M8) x 26



FS035 (M8 x 40) x 8



Q9978 (M8) x 16



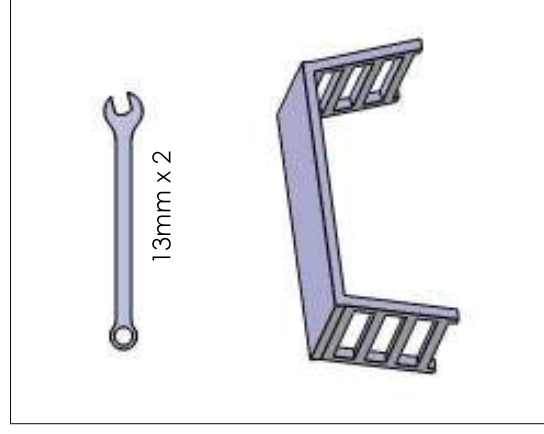
PS065 x 8




FN023 (M8) x 26



FS059 (M8 x 25) x 32



13mm x 2



FT01 x 1

