



COUPLING CONTACTOR RELAY, 2NO+2NC, DC 24V, 0.7...1.25*US, W. SUPPRESSOR DIODE INTEGRATED, SZ S00,RINGCABLE LUG CONNECTION

Figure similar

product brand name	SIRIUS
Product designation	Coupling relay for switching auxiliary circuits

General technical data:

Insulation voltage		
<ul style="list-style-type: none"> with degree of pollution 3 Rated value 	V	690
Degree of pollution		3
Surge voltage resistance Rated value	kV	6
Mechanical service life (switching cycles)		
<ul style="list-style-type: none"> of the contactor typical 		30 000 000
Protection class IP		
<ul style="list-style-type: none"> on the front 		IP20
Equipment marking		
<ul style="list-style-type: none"> acc. to DIN EN 61346-2 acc. to DIN EN 81346-2 		K K

Control circuit/ Control:

Type of voltage of the control supply voltage		DC
Control supply voltage for DC		
<ul style="list-style-type: none"> Rated value 	V	24
Operating range factor control supply voltage rated value of the magnet coil for DC		0.7 ... 1.25
Design of the surge suppressor		with suppressor diode
Closing power of the magnet coil for DC	W	2.8
Holding power of the magnet coil for DC	W	2.8

Auxiliary circuit:

Number of NC contacts		
• for auxiliary contacts		2
— instantaneous contact		2
Number of NO contacts		
• for auxiliary contacts		2
— instantaneous contact		2
Product expansion Auxiliary switch		No
Identification number and letter for switching elements		22 E
Operating current at AC-15		
• at 230 V Rated value	A	10
• at 400 V Rated value	A	3
• at 690 V Rated value	A	1
Design of the miniature circuit breaker		
• for short-circuit protection of the auxiliary circuit up to 230 V		C characteristic: 6 A; 0.4 kA
Contact reliability of the auxiliary contacts		1 faulty switching per 100 million (17 V, 1 mA)

UL/CSA ratings:

Contact rating of the auxiliary contacts acc. to UL		A600 / Q600
--	--	-------------

Short-circuit:

Design of the fuse link		
• for short-circuit protection of the auxiliary switch required		fuse gL/gG: 10 A

Installation/ mounting/ dimensions:

mounting position		+/-180° rotation possible on vertical mounting surface; can be tilted forward and backward by +/- 22.5° on vertical mounting surface
Mounting type		screw and snap-on mounting onto 35 mm standard mounting rail
Height	mm	70
Width	mm	45
Depth	mm	73
Required spacing		
• for grounded parts		
— at the side	mm	6
• for live parts		
— at the side	mm	6

Connections/ Terminals:

Type of electrical connection		
• for auxiliary and control current circuit		ring cable connection

Safety related data:

B10 value with high demand rate acc. to SN 31920		1 000 000 With 0.3 x I _e
• Note		
Proportion of dangerous failures		
• with low demand rate acc. to SN 31920	%	40
• with high demand rate acc. to SN 31920	%	73
Failure rate [FIT] with low demand rate acc. to SN 31920	FIT	100
T1 value for proof test interval or service life acc. to IEC 61508	y	20
Protection against electrical shock		finger-safe

Mechanical data:

Size of contactor		S00
--------------------------	--	-----

Ambient conditions:

Installation altitude at height above sea level maximum	m	2 000
Ambient temperature		
• during operation	°C	-40 ... +70
• during operation Note		Railway application: -40 ... 70 °C with 10 mm clearance. See catalog for other rated conditions
• during storage	°C	-55 ... +80

Certificates/ approvals:

General Product Approval	Functional Safety/Safety of Machinery	Declaration of Conformity
---------------------------------	--	----------------------------------



[Type Examination](#)



EG-Konf.

Test Certificates	Shipping Approval
--------------------------	--------------------------

[Special Test Certificate](#)



GL



LRS

Shipping Approval	other
--------------------------	--------------



PRS



RINA



RMRS

[Environmental Confirmations](#)



VDE

Further information

Information- and Downloadcenter (Catalogs, Brochures,...)

<http://www.siemens.com/industrial-controls/catalogs>

Industry Mall (Online ordering system)

<http://www.siemens.com/industrymall>

Cax online generator

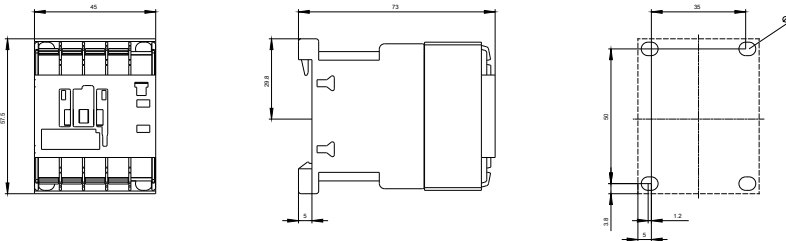
<http://support.automation.siemens.com/WW/CAXorder/default.aspx?lang=en&mlfb=3RH21224KB40>

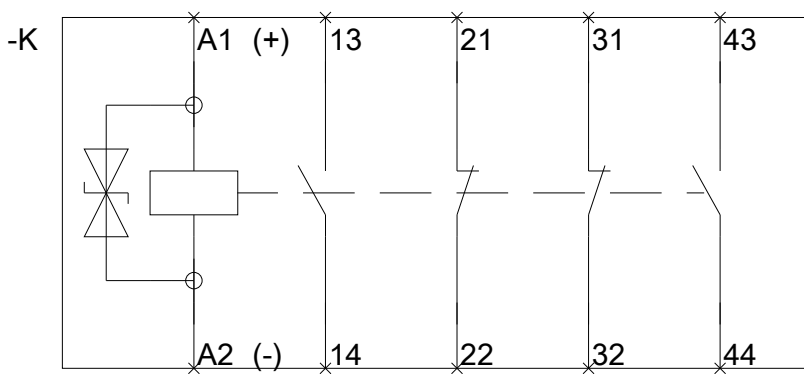
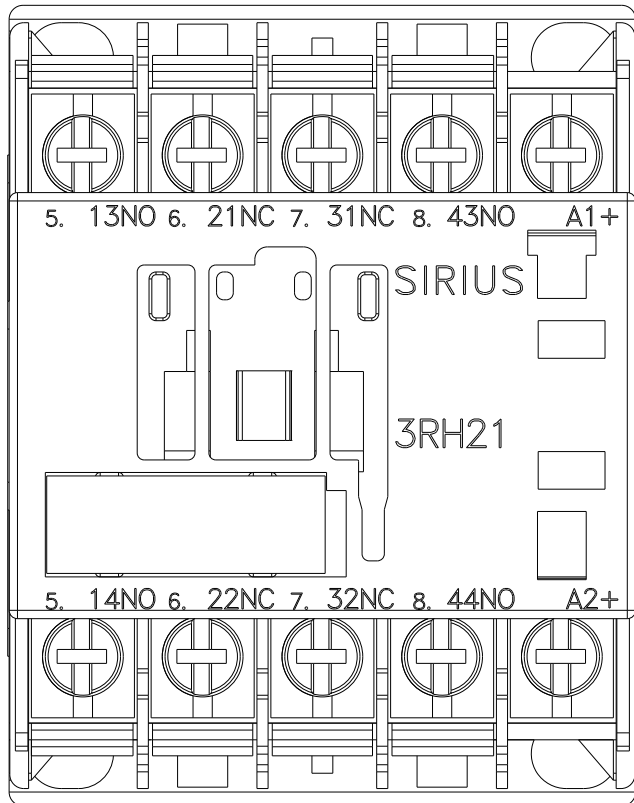
Service&Support (Manuals, Certificates, Characteristics, FAQs,...)

<http://support.automation.siemens.com/WW/view/en/3RH21224KB40/all>

Image database (product images, 2D dimension drawings, 3D models, device circuit diagrams, EPLAN macros, ...)

http://www.automation.siemens.com/bilddb/cax_de.aspx?mlfb=3RH21224KB40&lang=en





last modified:

11.03.2015