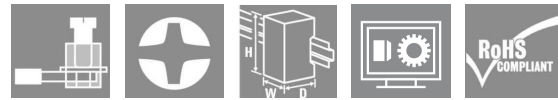



## TERMSERIES TRS 24VUC 1CO

**Weidmüller Interface GmbH & Co. KG**  
 Klingenbergstraße 16  
 D-32758 Detmold  
 Germany  
 Fon: +49 5231 1429-0  
 Fax: +49 5231 14292083  
 www.weidmueller.com



TERMSERIES relay module, complete modules consisting of

a relay and a base with AC/DC/UC coils, available in different versions:

- With screw and tension-clamp connection
- AgNi contact, optionally with hard gold-plated contacts
- 1 and 2 COs
- Optionally with multiple-voltage input: 24...230 V UC
- With various protective circuits in the input (free-wheel diode, RC element)
- Illuminated ejection lever

### General ordering data

Type	TRS 24VUC 1CO
Order No.	<a href="#">1122780000</a>
Version	TERMSERIES, Relay module, No. of contacts: 1 CO contact AgNi, Rated control voltage: 24 V UC ±10 %, Continuous current: 6 A, Screw connection
GTIN (EAN)	4032248905041
Qty.	10 pc(s).

## TERMSERIES TRS 24VUC 1CO

**Weidmüller Interface GmbH & Co. KG**  
 Klingenbergstraße 16  
 D-32758 Detmold  
 Germany  
 Fon: +49 5231 1429-0  
 Fax: +49 5231 14292083  
 www.weidmueller.com

## Technische Daten

### Dimensions and weights

Width	6.4 mm	Width (inches)	0.252 inch
Height	89.6 mm	Height (inches)	3.528 inch
Depth	87.8 mm	Depth (inches)	3.457 inch
Net weight	34 g		

### Temperatures

Humidity	5–95% rel. humidity, $T_u = 40^\circ\text{C}$ , no condensation	Operating temperature	-40 °C...60 °C
Storage temperature	-40 °C...85 °C		

### Input

Rated control voltage	24 V UC $\pm$ 10 %	Rated current AC	11.7 mA
Rated current DC	6.4 mA	Power rating	270 mVA / 154 mW
Pull-in/drop-out voltage, typ.	16 V / 5 V AC 20 V / 6 V DC	Pull-in/drop-out current, typ.	8.5 mA / 2 mA AC 5 mA / 1 mA DC
Status indicator	Green LED	Protective circuit	Rectifier
Coil voltage of the replacement relay deviating from the rated control voltage	Yes	Coil voltage of the replacement relay	24 V DC

### Output

Rated switching voltage	250 V AC	Max. switching voltage, AC	250 V
Max. switching voltage, DC	250 V	Continuous current	6 A
Inrush current	20 A / 20 ms	AC switching capacity (resistive), max.	1500 VA
DC switching capacity (resistive), max.	144 W @ 24 V	Switch-on delay	$\leq$ 6 ms
Switch-off delay	$\leq$ 40 ms	Min. switching power	1 mA @ 24 V, 10 mA @ 12 V, 100 mA @ 5 V
Max. switching frequency at rated load	0.1 Hz		

### Contact data

Contact type	1 CO contact (AgNi)	Mechanical service life	$5 \times 10^6$ switching cycles
--------------	---------------------	-------------------------	----------------------------------

### General data

Mounting rail	TS 35	Test button	No
Mechanical switch position indicator	No	UL 94 flammability rating	V-0

### Insulation coordination

Rated voltage	300 V	Creepage and clearance distance input – output	$\geq$ 5.5 mm
Dielectric strength input – output	4 kV <sub>eff</sub> / 1 min.	Dielectric strength to mounting rail	4 kV <sub>eff</sub> / 1 min.
Dielectric strength of open contact	1 kV <sub>eff</sub> / 1 min	Impulse withstand voltage	6 kV (1.2/50 $\mu$ s)
Protection degree	IP20	Pollution severity	2
Surge voltage category	III		

### Further details of approvals / standards

Standards	EN 50178, EN 55011, EN 61000-6-1, 2, 4	Certificate No. (GERMLLOYD)	47053-12
Certificate no. (cULus)	E141197		

Erstellungs-Datum 29 August 2017 08:09:34 CEST

## TERMSERIES TRS 24VUC 1CO

**Weidmüller Interface GmbH & Co. KG**  
 Klingenbergstraße 16  
 D-32758 Detmold  
 Germany  
 Fon: +49 5231 1429-0  
 Fax: +49 5231 14292083  
 www.weidmueller.com

## Technische Daten

### Connection data

Wire connection method	Screw connection	Stripping length, rated connection	8 mm
Tightening torque, max.	0.4 Nm	Clamping range, rated connection	1.5 mm <sup>2</sup>
Clamping range, rated connection, min.	0.14 mm <sup>2</sup>	Clamping range, rated connection, max.	2.5 mm <sup>2</sup>
Wire connection cross section AWG, min.	AWG 26	Wire connection cross section AWG, max.	AWG 14
Wire cross-section, solid, min.	0.14 mm <sup>2</sup>	Wire cross-section, solid, max.	2.5 mm <sup>2</sup>
Wire connection cross-section, finely stranded, min.	0.14 mm <sup>2</sup>	Wire connection cross section, finely stranded, max.	2.5 mm <sup>2</sup>
Wire cross-section, finely stranded, min. (AWG)	AWG 26	Wire cross-section, finely stranded, max. (AWG)	AWG 14
Cross-section for connected conductor, finely stranded with wire-end ferrules and plastic collars DIN 46228/4, rated connection, min.	0.25 mm <sup>2</sup>	Wire connection cross-section, finely stranded with wire-end ferrules and plastic collars DIN 46228/4, rated connection, max.	2.5 mm <sup>2</sup>
Conductor cross-section, flexible, AEH (DIN 46228-1), min.	0.25 mm <sup>2</sup>	Conductor cross-section, flexible, AEH (DIN 46228-1), max.	2.5 mm <sup>2</sup>
Wire connection cross section, finely stranded, two clampable wires, min.	0.5 mm <sup>2</sup>	Wire cross-section, finely stranded, two clampable wires, max.	1 mm <sup>2</sup>
Blade size	size PHO	Gauge to IEC 60947-1	A1, B1

### Rated data UL

Ambient temperature (operational), max. 60 °C	Connection cross-section AWG, min.	AWG 26
Connection cross-section AWG, max.	Type of conductor	rigid copper conductor, flexible copper conductor
Tightening torque, max.	Pollution severity level	2

### Classifications

ETIM 5.0	EC001437	ETIM 6.0	EC001437
eClass 6.2	27-37-16-01	eClass 7.1	27-37-16-01
eClass 8.1	27-37-16-01	eClass 9.0	27-37-16-01
eClass 9.1	27-37-16-01		

### Product information

Descriptive text ordering data	Spare relay Type: RSS113024 Orderno.: 4060120000
Descriptive text technical data	Accessories and dimensional drawings: refer to the TERMSERIES Accessories page.

### Approvals

Approvals



ROHS Conform

**Datenblatt****TERMSERIES  
TRS 24VUC 1CO****Weidmüller Interface GmbH & Co. KG**  
Klingenbergstraße 16  
D-32758 Detmold  
Germany  
Fon: +49 5231 1429-0  
Fax: +49 5231 14292083  
www.weidmueller.com**Technische Daten****Downloads**

---

Approval/Certificate/Document of Conformity	<a href="#">DE_PA5600_160229_001.pdf</a>
Brochure/Catalogue	<a href="#">CAT 4.2 ELECTR 15/16 EN</a>
Engineering Data	<a href="#">EPLAN, WSCAD, Zuken E3.S</a>
User Documentation	<a href="#">Operating Instructions</a>

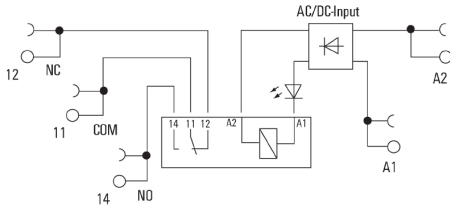
---

**TERMSERIES  
TRS 24VUC 1CO**

**Weidmüller Interface GmbH & Co. KG**  
 Klingenbergstraße 16  
 D-32758 Detmold  
 Germany  
 Fon: +49 5231 1429-0  
 Fax: +49 5231 14292083  
 www.weidmueller.com

**Zeichnungen**

**Wiring diagram**



**Graph**



DC load limit curve

**Electrical service life**



230 V AC resistive load

**Dimensioned drawing**



**TERMSERIES  
TRS 24VUC 1CO**

**Weidmüller Interface GmbH & Co. KG**  
 Klingenbergstraße 16  
 D-32758 Detmold  
 Germany  
 Fon: +49 5231 1429-0  
 Fax: +49 5231 14292083  
 www.weidmueller.com

**Zeichnungen**

**Type codes**

