




KUT4N - Product Details

General Information

Company	Elmex Group
Product Category	Terminal Blocks
Product Group	Feed Through Terminal Blocks
Connection Method	Screw Connection

Product Data

Product Name	KUT4N
Product Image	
Line Diagram	
Short Description	Feed Through Terminal Block - Screw Connection
Full Description	Terminal Type - KUT4N , Feed-through terminal block for photo voltaic applications , nominal voltage: 1000 V, nominal current: 32 A, connection method: Screw connection, number of connections: 2, cross section: 0.5 mm ² - 4 mm ² , AWG: 20 - 10, width: 6 mm , length: 44.25 mm , height : 51 mm , mounting type: NS 35/7.5, NS 35/15 , NS 32/15
Approvals	
Standard Colour	Gray
Colour Variants	Black , Blue , Green , Khakhi , Red , Yellow ,

Key Commercial Data

Standard Weight	1.41 Kg
Weight per Piece (excluding packing)	12 g
Packing Unit	100 pc
Minimum Order Quantity	100 pc
GTIN Number	85389000
Country Of Origin	INDIA

Technical Data - General

Number of levels	1
------------------	---

Number of connections	2
Potentials	1
Nominal cross section	4 mm ²
Insulating Material	Polyamide 6 , 6
Clamping Material	CRCA
Flammability rating acc. to UL 94	V2
Area of application	
Rated surge voltage	12 kV
Degree of pollution	3
Overvoltage category	III
Maximum power dissipation for nominal condition	1.02 W
Nominal Current I _N	32 A
Nominal Voltage U _N	1000 V
Open side panel	Yes
Back of the hand protection	Guaranteed
Finger Protection	Guaranteed
Result Of Surge Voltage Test	Test passed
Surge Voltage Test Setpoint	14.8 kV
Result of power-frequency withstand voltage test	Test passed
Power frequency withstand voltage setpoint	2.2 kV
Result of the test for mechanical stability of terminal points	Test passed
Result of bending test	Test passed
Bending test rotation speed	9
Bending test turns	135
Bending test conductor cross section/weight	0.5 mm ² / 0.3 kg , 4 mm ² / 0.9 kg
Tensile test result	Test passed
Conductor cross section tensile test	0.5 mm ²
Tractive force setpoint	20 N
Conductor cross section tensile test	4 mm ²
Tractive force setpoint	60 N
Result of tight fit on support	Test passed
Tight fit on carrier	NS 32/NS 35
Setpoint	1
Result of voltage-drop test	Test passed
Requirements, voltage drop	<=3.2 mV
Result of temperature-rise test	Test passed
Short circuit stability result	Test passed

Conductor cross section short circuit testing	4 mm ²
Short-time current	0.48 kA

Dimensions

Width	6 mm	0.24 inch
End cover width	1.5 mm	0.06 inch
Length	44.25 mm	1.74 inch
Height	51 mm	2.01 inch
Height NS 35/7,5	52 mm	2.05 inch
Height NS 35/15	59.5 mm	2.34 inch
Height NS 32/15	56.4 mm	2.22 inch


Connection Data

Screw thread	M3
Stripping length	12 mm
Tightening torque, min	0.5 Nm
Tightening torque, max	0.55 Nm
Connection in acc. with standard	IEC 60947-7-1
Conductor cross section solid min	0.5 mm ²
Conductor cross section solid max	4 mm ²
Conductor cross section AWG min, Solid	20
Conductor cross section AWG max, Solid	10
Conductor cross section flexible min	0.5 mm ²
Conductor cross section flexible max	4 mm ²
Min. AWG conductor cross section, flexible	20
Max. AWG conductor cross section, flexible	10
Conductor cross section flexible, with ferrule without plastic sleeve min	0.5 mm ²
Conductor cross section flexible, with ferrule without plastic sleeve max	4 mm ²
Conductor cross section flexible, with ferrule with plastic sleeve min	0.5 mm ²
Conductor cross section flexible, with ferrule with plastic sleeve max	4 mm ²


Approval Details


UL Standard	UL 1059
B - UL Nominal Voltage U_N	600 V
B - UL Nominal Current I_N	30 A
B - UL Wire Min	20 AWG
B - UL Wire Max	10 AWG
ATEX Standard	EN 60079-7
ATEX Nominal Voltage U_N	630 V
ATEX Nominal Current I_N	24 A
ATEX Cross Section Solid Min.	0.5 mm ²
ATEX Cross Section Solid Max.	4 mm ²
ATEX Cross Sec. Flexible Min.	0.5 mm ²
ATEX Cross Sec. Flexible Max.	4 mm ²

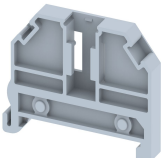
Product Accessories





End Cover				
KPXN	Height	41.50 mm	1.63 inch	
	Width	1.50 mm	0.06 inch	
	Length	41.50 mm	1.63 inch	

Partition Plate				
KNBF 2.5/10	Height	58.00 mm	2.28 inch	
	Width	1.50 mm	0.06 inch	
	Length	55.50 mm	2.19 inch	


Cover Profile				
PCK3	Height	28.00 mm	1.10 inch	
	Width	58.35 mm	2.30 inch	
	Thickness	1.00 mm	0.04 inch	



Cover Profile Carrier				
UHDD	Height	74.50 mm	2.93 inch	
	Thickness	1.50 mm	0.06 inch	
	Length	55.82 mm	2.20 inch	


End Clamp				
DCKN	Height	33.00 mm	1.30 inch	
	Width	6.00 mm	0.24 inch	
	Length	43.50 mm	1.71 inch	


End Clamp				
DCKN10	Height Width Length	33.00 mm 10.00 mm 43.50 mm	1.30 inch 0.39 inch 1.71 inch	
SCKN	Height Width Length	35.50 mm 8.00 mm 50.60 mm	1.40 inch 0.31 inch 1.99 inch	
SCUDD	Height Width Length	50.00 mm 10.00 mm 55.50 mm	1.97 inch 0.39 inch 2.19 inch	
SCUN	Height Width Length	35.50 mm 9.50 mm 50.60 mm	1.40 inch 0.37 inch 1.99 inch	
SCUSL	Height Width Length	41.00 mm 8.00 mm 47.50 mm	1.61 inch 0.31 inch 1.87 inch	

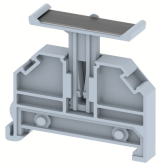

Fixed Bridge				
CCLA4N				

Insertion Bridge				
SLC4N	Pitch	6.00 mm	0.24 inch	


Switching Jumper				
LSR6N				
RSLDD				


Marker For Terminal Blocks				
LABEL KN5.5	Width	6.00 mm	0.24 inch	

Warning Label				
WL4	Height Thickness Length	25.20 mm 1.10 mm 28.80 mm	0.99 inch 0.04 inch 1.13 inch	

Marker carriers				
DCKNMLH	Height Width Length	45.50 mm 6.00 mm 43.50 mm	1.79 inch 0.24 inch 1.71 inch	
SCKNMLH	Height Width Length	45.50 mm 8.00 mm 48.00 mm	1.79 inch 0.31 inch 1.89 inch	
SCUNMLH	Height Width Length	53.50 mm 8.00 mm 50.60 mm	2.11 inch 0.31 inch 1.99 inch	

DIN Rail Perforated				
CHKDS	Height Width Thickness	15.00 mm 35.00 mm 1.50 mm	0.59 inch 1.38 inch 0.06 inch	
CHKS	Height Width Thickness	7.50 mm 35.00 mm 1.00 mm	0.30 inch 1.38 inch 0.04 inch	
CHS	Height Width Thickness	15.00 mm 32.00 mm 1.50 mm	0.59 inch 1.26 inch 0.06 inch	

DIN Rail, Unperforated				
CHK	Height Width Thickness	7.50 mm 35.00 mm 1.00 mm	0.30 inch 1.38 inch 0.04 inch	

DIN Rail, Unperforated				
CHKD	Height Width Thickness	15.00 mm 35.00 mm 1.00 mm	0.59 inch 1.38 inch 0.04 inch	

End Cap				
CHKENDCAP	Height Width Length	14.00 mm 9.00 mm 41.50 mm	0.55 inch 0.35 inch 1.63 inch	

Spacer Plate				
SBN1	Height Width Length	12.10 mm 1.37 mm 13.20 mm	0.48 inch 0.05 inch 0.52 inch	