



MATERIAL

ABS reinforced polycarbonate, self-extinguishing.

STANDARD EXECUTIONS

- **UC-RF ETHERNET/IP**: control unit with Ethernet/IP serial interface.
 - **UC-RF PROFINET IO**: control unit with Profinet IO serial interface.
 - **UC-RF MODBUS TCP**: control unit with Modbus TCP serial interface.
- UC-RF control unit can manage up to 36 position indicators. DD52R-E-RF (see page -).
- Compatible for mounting on DIN RAIL. Two LEDs (green and red) for correct diagnostics.

FEATURES AND APPLICATIONS

UC-RF control unit, connected directly to PLC, receives the target positions and sends them to DD52R-E-RF electronic position indicators, receiving their current position (Fig. 1).

This system is particularly suitable for applications that require frequent format changes, facilitating the correct adjustment of the target/current position of the machine parts, also representing a safety system.

In fact, even if a single DD52R-E-RF indicator is not placed in the target position, PLC doesn't allow the beginning of the machine production cycle, thus avoiding production issues.

SPECIAL EXECUTIONS ON REQUEST

Control unit with Profibus, RS485 or RS232 serial interface.

ACCESSORIES ON REQUEST

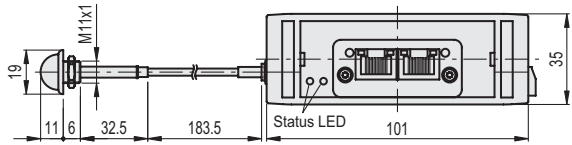
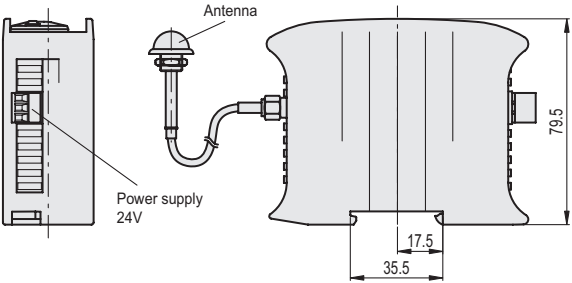
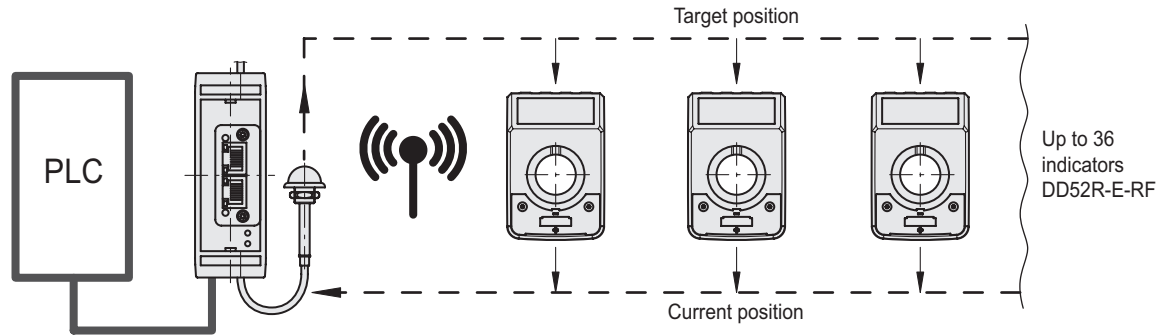
FC-UC: antenna extensions with SMA connector.



ELESA Original design



Fig.1



Code	Description	Δ
CE.99225	UC-RF ETHERNET/IP	50
CE.99231	UC-RF PROFINET IO	50
CE.99229	UC-RF MODBUS TCP	50