










**Pushbutton, classic, flat, maintained, 1 N/C, black, cable (black) with non-terminated end, 4 pole, 1 m**

**Part no.** C22-DR-S-K01-P62  
**Catalog No.** 185609



## Delivery program

Product range			RMQ compact solution
Basic function			Pushbutton actuators
Single unit/Complete unit			Complete unit
Design			Flat
			maintained
Connection type			Cable (black) with non-terminated end, 4 pole
Cable Length		m	1
<b>Button plate</b>			
button plate			black
Button plate			
			Blank
Name			None
Degree of Protection			IP66, IP67, IP69 (frontseitig) IP65 (on rear)
Front ring			Bezel: titanium
Connection to SmartWire-DT			no
<b>Contacts</b>			
N/C = Normally closed			1 NC 
Notes			 = safety function, by positive opening to IEC/EN 60947-5-1
<b>Actuator travel and actuation force as per DIN EN 60947-5-1, K.5.4.1</b>			
	mm		4.65
Maximum travel	mm		5.7
Minimum force for positive opening	N		15
Contact sequence			<div> <div>BN</div> <div>  </div> <div>BK</div> </div>

Contact travel  = Contact closed  = Contact open		
Contact diagram		 0      2.2      5.5 Zw = 4.5 mm
Positive opening (ZW)		yes

## Technical data


### General

Standards			IEC/EN 60947-5-1 VDE 0660
Certifications			CE, UL, CSA
Operating frequency	Operations/h		 3600
Actuating force	n		 5
Tightening torque Threaded ring	Nm		2
Climatic proofing			Damp heat, constant, to IEC 60068-2-78 Damp heat, cyclic, to IEC 60068-2-30
Degree of Protection			IP66, IP67, IP69 (frontseitig) IP65 (on rear)
Mounting position			As required
Mechanical shock resistance, shock duration 11 ms	g		> 30

### Contacts

Rated impulse withstand voltage	U <sub>imp</sub>	V AC	4000
Rated insulation voltage	U <sub>i</sub>	V	250
Overvoltage category/pollution degree			III/3
Control circuit reliability			
At 17 V DC/7 mA	H <sub>F</sub>		N/C contact: statistically determined 1 failure per 0.9 × 10 <sup>6</sup> Operations
Max. short-circuit protective device			
Fuse	gG/gL	A	4
Rated conditional short-circuit current	I <sub>q</sub>	kA	1

### Switching capacity

Rated operational current	I <sub>e</sub>	A	
AC-15			
24 V	I <sub>e</sub>	A	4
DC-13			
24 V	I <sub>e</sub>	A	3
Cable characteristics			
Design			Cable end open
Cable Length		m	1
Material characteristic			PUR
Diameter		mm	4.7

## Design verification as per IEC/EN 61439

Technical data for design verification			
Operating ambient temperature max.		°C	-25
Operating ambient temperature max.		°C	70

## Technical data ETIM 6.0

Low-voltage industrial components (EG000017) / Push button, complete (EC001028)			
Electric engineering, automation, process control engineering / Low-voltage switch technology / Command and alarm device / Push-button actuator, complete unit (ecl@ss8.1-27-37-12-28 [AKF046011])			
Number of command positions			1
Colour button			Black
Construction type lens			Round
Hole diameter		mm	22
Width opening		mm	0

Height meter opening	mm	0
Degree of protection (IP)		-
Type of button		Flat
Suitable for illumination		No
Switching function latching		Yes
Spring-return		No
Supply voltage lamp	V	0
Number of contacts as normally open contact		0
Number of contacts as normally closed contact		1
Number of contacts as change-over contact		0
Type of electric connection		-
With front ring		Yes
Material front ring		Plastic
Colour front ring		Grey

## Dimensions

