
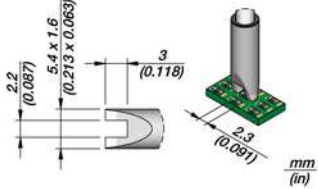
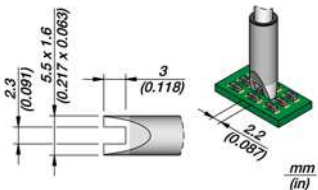
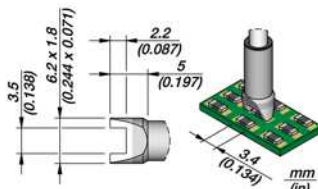
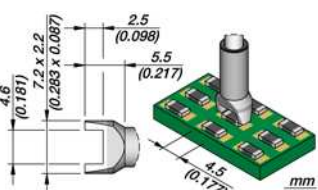

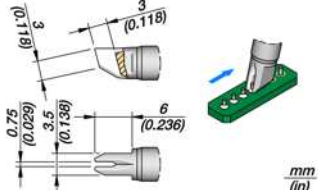
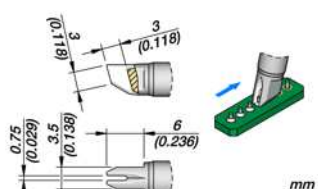
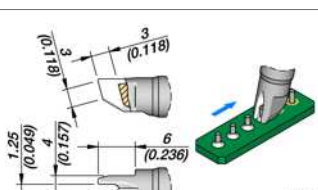
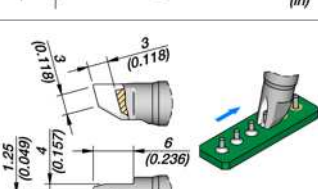


C245 Cartridges for **T245** Handles

	Ref.	Description	Image	Suggested components	Compatible with
	C245-017	Cartridge Chip 2.2 S1		SMD resistors SMD capacitors	Stations: CD, CDE, DI, DDE, DME Tools: T245 range
	C245-150	Cartridge Chip 2.2 S2		SMD resistors SMD capacitors	Stations: CD, CDE, DI, DDE, DME Tools: T245 range
	C245-018	Cartridge Chip 3.4		SMD resistors SMD capacitors	Stations: CD, CDE, DI, DDE, DME Tools: T245 range
	C245-019	Cartridge Chip 4.5		SMD resistors SMD capacitors	Stations: CD, CDE, DI, DDE, DME Tools: T245 range
		C245-754	Cartridge Drag 0.75		Drag soldering
C245-654		Cartridge Drag 0.75 L		Drag soldering	Stations: CD, CDE, DI, DDE, DME Tools: T245 range
C245-751		Cartridge Drag 1.25		Drag soldering	Stations: CD, CDE, DI, DDE, DME Tools: T245 range
C245-651		Cartridge Drag 1.25 L		Drag soldering	Stations: CD, CDE, DI, DDE, DME Tools: T245 range