



CIRCUIT BREAKER 3VA6 UL FRAME 150 BREAKING CAPACITY CLASS L 150KA @ 480V 4-POLE, LINE PROTECTION ETU860, LSIG, IN=150A OVERLOAD PROTECTION IR=60A ...150A SHORT CIRCUIT PROTECTION ISD=0,6..10X IN, II=1,5..10X IN NEUTRAL PROTECTION ADJUSTABLE (OFF, UPTO 100%) GROUND-FAULT-PROTECTION IG=0,2... 1 X IN, TG=0,05-0,8S W/O CONNECTION

| Model | |
|---|-----------------------------|
| Product brand name | SETRON |
| Product designation | Molded-case circuit breaker |
| Design of the product | System protection |
| Design of the load switch / acc. to UL 489 / Heating, Air Conditioning, and Refrigeration circuit breaker (HACR Type) | Yes |
| Design of the overcurrent release | ETU860 |
| Protective function of the overcurrent release | LSIG |
| Number of poles | 4 |
| General technical data | |
| Tension assignée d'isolement U_i | 600 V |
| Max. rated operational voltage U_e with AC 50/60Hz | 600 V |
| Active power loss / for rated value of the current / at AC / in hot operating state / per device | 29 W |
| Active power loss / for rated value of the current / at AC / in hot operating state / per pole | 9.67 W |
| Mechanical service life (switching cycles) / typical | 20 000 |

| | |
|---|---|
| Electrical endurance (switching cycles) / at AC-1 / at 380/415 V 50/60 Hz | 9 000 |
| Electrical endurance (switching cycles) / at AC-1 / at 690 V 50/60 Hz | 5 000 |
| Electrical endurance (switching cycles) / at 480 V / at 50/60 Hz | 9 000 |
| Electrical endurance (switching cycles) / at 600 V / at 50/60 Hz | 9 000 |
| Neutral conductors / upgradeable/retrofitable | No |
| Ground fault monitoring version | Summation current formation L + N-conductor |
| Product function | |
| • communication function | Yes |
| • other measurement function | Yes |

Electricity

| | |
|---|---------|
| Marking / acc. to UL 489 / 100%-rated breaker | Yes |
| Max. rated operational voltage of the size of the circuit-breaker | 150 A |
| Courant permanent assigné lu | 150 A |
| Operating current | |
| • at 40 °C | 150 A |
| • at 45 °C | 150 A |
| • at 50 °C | 150 A |
| • at 55 °C | 150 A |
| • at 60 °C | 142.5 A |
| • at 65 °C | 150 A |
| • at 70 °C | 150 A |

Switching capacity according to IEC 60947

| | |
|--|--------|
| Switching capacity class of the circuit breaker | L |
| Maximum short-circuit current breaking capacity (I _{cu}) | |
| • at 240 V | 200 kA |
| • at 415 V | 150 kA |
| • at 690 V | 2.5 kA |
| Operational short-circuit current breaking capacity (I _{cs}) | |
| • at 240 V | 200 kA |
| • at 415 V | 150 kA |
| • at 690 V | 2.5 kA |
| Short-circuit current making capacity (I _{cm}) | |
| • at 240 V | 440 kA |
| • at 415 V | 330 kA |
| • at 690 V | 3.8 kA |

Switching capacity according to UL 489

| | |
|---------------------------|--------|
| Breaking capacity current | |
| • at 240 V | 200 kA |
| • at 480 Y/277 V | 150 kA |
| • at 480 V | 150 kA |
| • at 600 Y/347 V | 50 kA |
| • at 600 V | 50 kA |

Adjustable parameters

| | |
|---|---------|
| Adjustable response value current / I _g min. | 60 A |
| Adjustable response value current / I _g min. | 150 A |
| Adjustable response value current / I _g min. | 0.5 |
| Adjustable response value current / I _g min. | 20 |
| Adjustable response value current / I _g min. | 90 A |
| Adjustable response value current / I _g min. | 1 500 A |
| Adjustable response value current / I _g min. | 0.05 s |
| Adjustable response value current / I _g min. | 0.5 s |
| Adjustable response value current / I _g min. | 0.05 s |
| Adjustable response value current / I _g min. | 0.5 s |
| Adjustable response value current / I _i min. | 225 A |
| Adjustable response value current / I _i max. | 1 500 A |
| Ground fault protection can be switched ON/OFF | Yes |
| Ground fault protection / tripping switchable / I _{2t} =ON/OFF | Yes |
| Adjustable response value current / I _g min. | 30 A |
| Adjustable response value current / I _g max. | 150 A |
| Adjustable response value current / t _g min. | 0.05 s |
| Adjustable response value current / I _g min. | 0.8 s |

Mechanical Design

| | |
|-------------|--------|
| Height [in] | 7.8 in |
| Height | 198 mm |
| Width [in] | 5.5 in |
| Width | 140 mm |
| Depth [in] | 3.4 in |
| Depth | 86 mm |

Connections

| | |
|---|--------------------|
| Arrangement of electrical connectors / for main current circuit | Without connection |
| Type of electrical connection / for main current circuit | Without |

Auxiliary circuit

| | |
|--|---|
| Number of CO contacts / for auxiliary contacts | 0 |
|--|---|

Accessories







| | |
|--|-----|
| Product extension / optional / motor drive | Yes |
|--|-----|

Environmental conditions

| | |
|------------------------------------|--------|
| Protection class IP / on the front | IP40 |
| Ambient temperature | |
| • during operation / minimum | -25 °C |
| • during operation / maximum | 70 °C |
| • during storage / minimum | -40 °C |
| • during storage / maximum | 80 °C |

Certificates

| | |
|--|----|
| Equipment marking / acc. to DIN EN 81346-2 | Q |
| Certificate of suitability / as approval for NAVAL (no combat vessels) / Supplement SB | No |

| General Product Approval | EMC | Declaration of Conformity | Shipping Approval | | |
|--|---|---|--|---|--|
|  CSA |  UL |  |  RCM |  EG-Konf. |  ABS |

other

[Miscellaneous](#)

Further information

Information- and Downloadcenter (Catalogs, Brochures,...)

<http://www.siemens.com/lowvoltage/catalogs>

Industry Mall (Online ordering system)

<https://mall.industry.siemens.com/mall/en/en/Catalog/product?mlfb=3VA6115-8KQ41-2AA0>

Service&Support (Manuals, Certificates, Characteristics, FAQs,...)

<https://support.industry.siemens.com/cs/ww/en/ps/3VA6115-8KQ41-2AA0>

Image database (product images, 2D dimension drawings, 3D models, device circuit diagrams, ...)

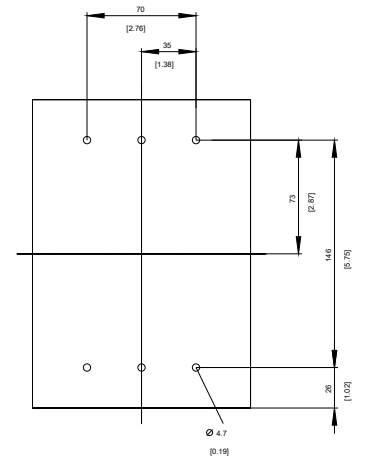
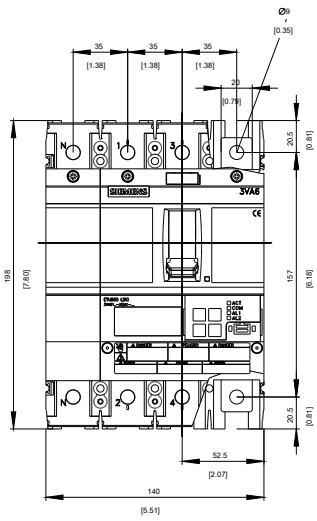
http://www.automation.siemens.com/bilddb/cax_en.aspx?mlfb=3VA6115-8KQ41-2AA0

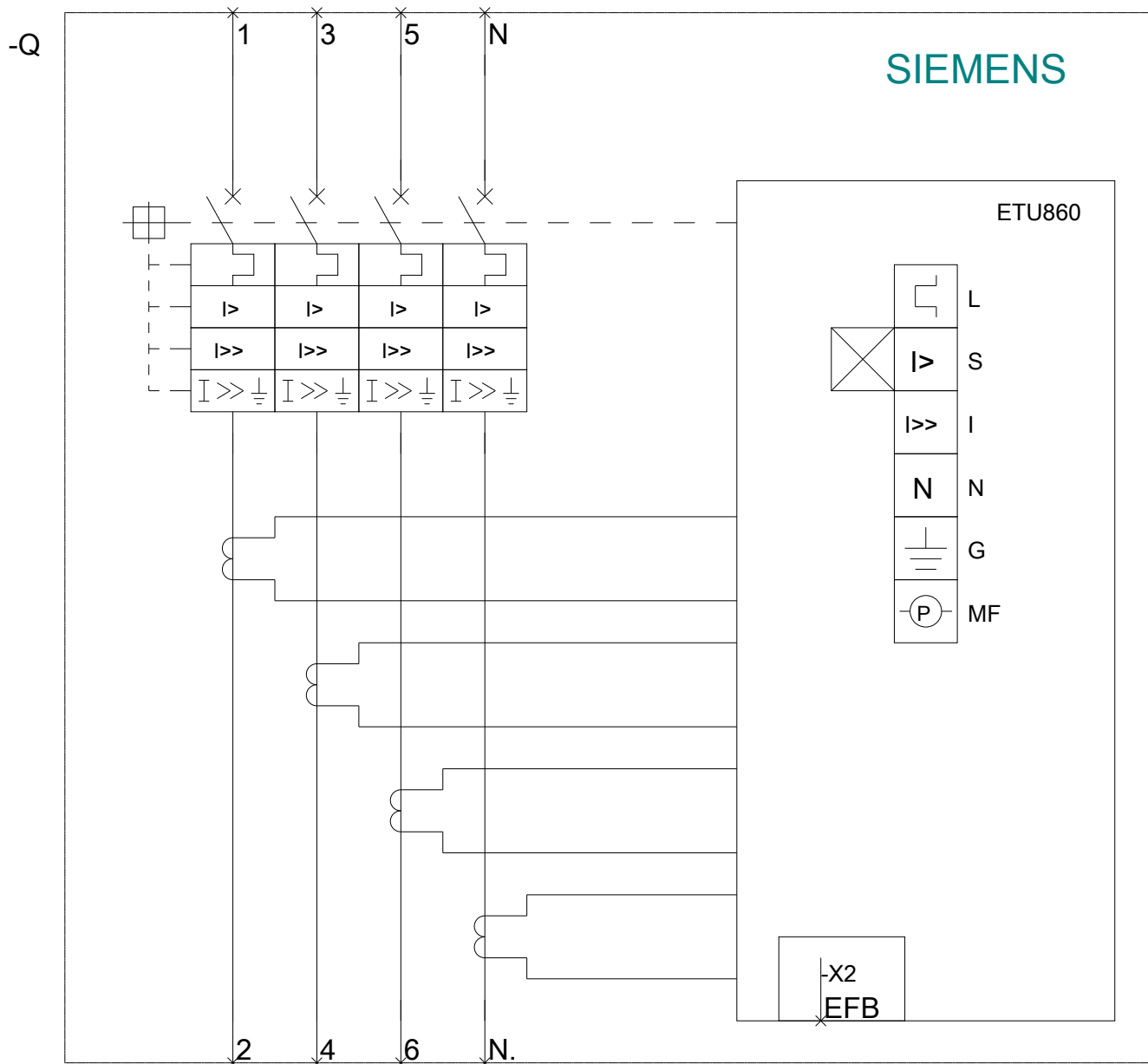
CAX-Online-Generator

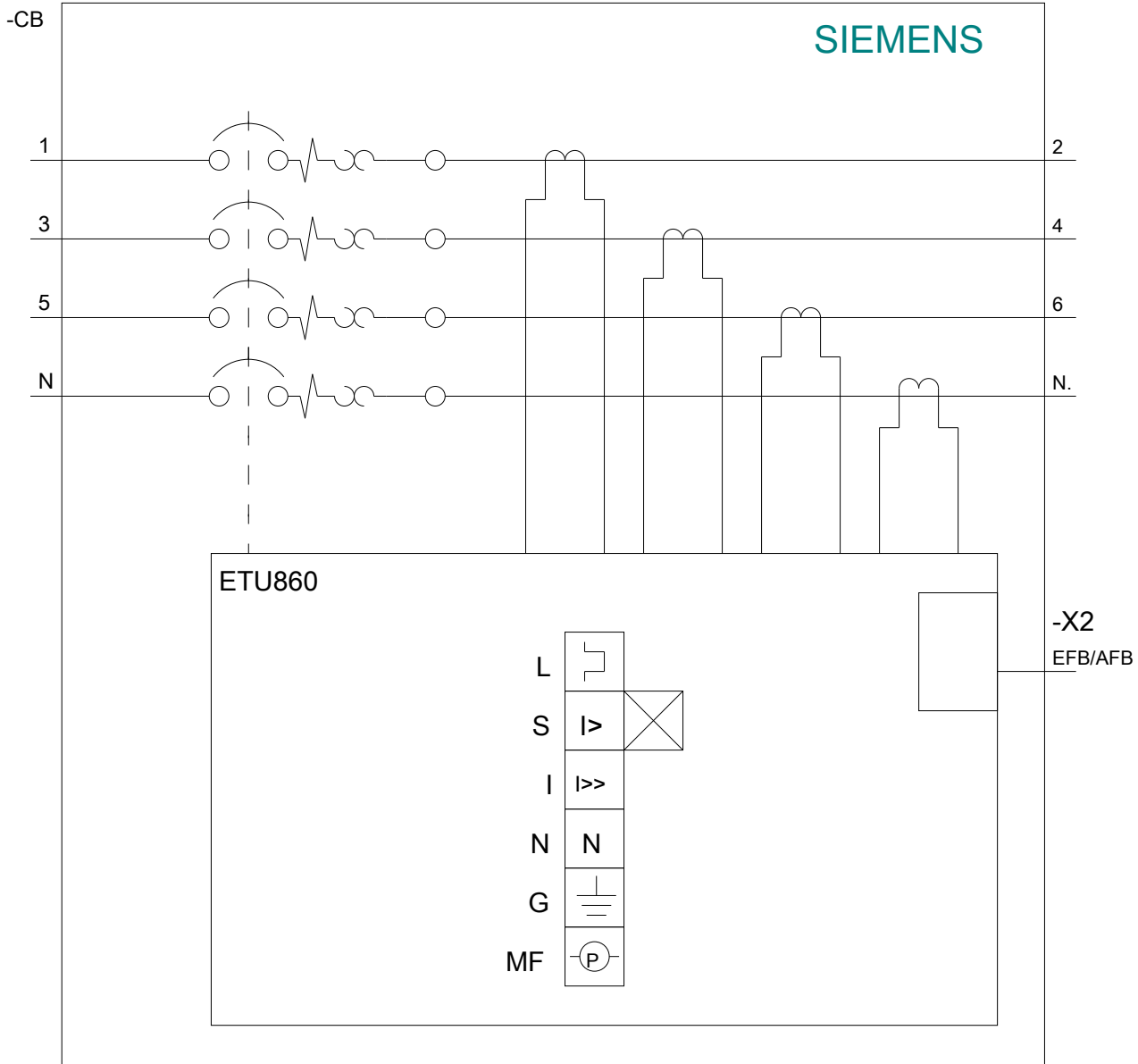
<http://www.siemens.com/cax>

Tender specifications

<http://www.siemens.com/specifications>







last modified:

08/20/2017