

GN 709.35 | Locking elements with adjustable threaded pin

Stainless steel



MATERIAL

Hardened AISI 431 stainless steel.

ELASTIC ELEMENT

Polyurethane (PUR).

STANDARD EXECUTIONS

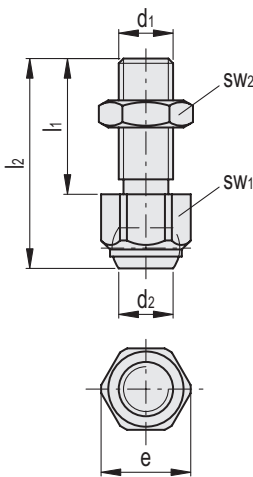

AISI 420C nickel-plated stainless steel ball:

- **GN 709.35-B**: ball with smooth and flat face, not reversible.
- **GN 709.35-BR**: ball with smooth and flat face, not reversible, with automatic return.

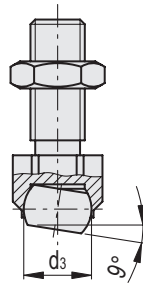
FEATURES AND APPLICATIONS

GN 709.35 clamping elements are used as mobile supports or for clamping workpieces.

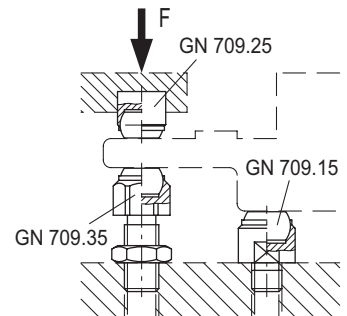
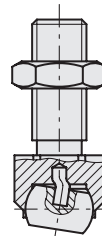
Maximum inclination of the ball plane = 9°.



GN 709.35-B



GN 709.35-BR



GN 709.35-B



Code	Description	d1	d2	d3	l1	l2	sw1	sw2	e	Max. static load F [kN]	⚖️
GN.76351	GN 709.35-13-M8-B	M8	5.8	8.5	25	36.6	13	13	14.5	8	20
GN.76361	GN 709.35-17-M10-B	M10	8.6	12	30	45.7	17	17	19	8	44
GN.76366	GN 709.35-17-M12-B	M12	8.6	12	35	50.7	17	19	19	15	56
GN.76371	GN 709.35-24-M16-B	M16	10.5	16	40	60.7	24	24	27	25	128
GN.76376	GN 709.35-30-M20-B	M20	20	25	50	77.3	30	30	33	90	271
GN.76381	GN 709.35-36-M24-B	M24	20	25	70	100	36	36	40	90	463
GN.76391	GN 709.35-46-M30X1,5-B	M30x1.5	34.6	40	65	100	46	46	51	165	875

GN 709.35-BR



Code	Description	d1	d2	d3	l1	l2	sw1	sw2	e	Max. static load F [kN]	⚖️
GN.76352	GN 709.35-13-M8-BR	M8	5.8	8.5	25	36.6	13	13	14.5	8	20
GN.76362	GN 709.35-17-M10-BR	M10	8.6	12	30	45.7	17	17	19	8	44
GN.76367	GN 709.35-17-M12-BR	M12	8.6	12	35	50.7	17	19	19	15	56
GN.76372	GN 709.35-24-M16-BR	M16	10.5	16	40	60.7	24	24	27	25	127
GN.76377	GN 709.35-30-M20-BR	M20	20	25	50	77.3	30	30	33	90	269
GN.76382	GN 709.35-36-M24-BR	M24	20	25	70	100	36	36	40	90	464
GN.76392	GN 709.35-46-M30X1,5-BR	M30x1.5	34.6	40	65	100	46	46	51	165	878

Machine elements

918



11/2019

Models all rights reserved in accordance with the law. Always mention the source when reproducing our drawings and photos.

