

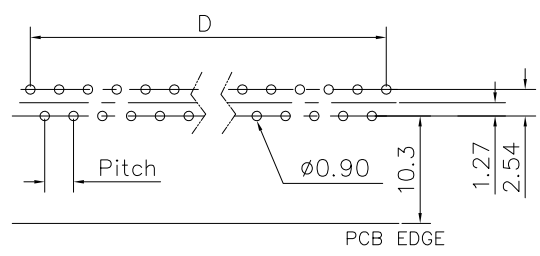
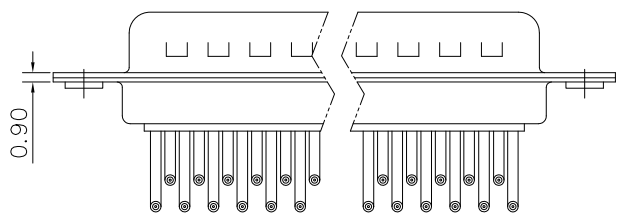
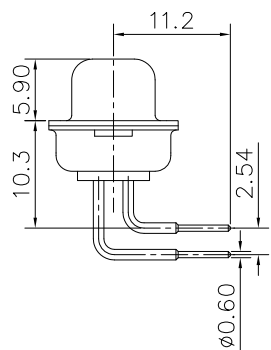
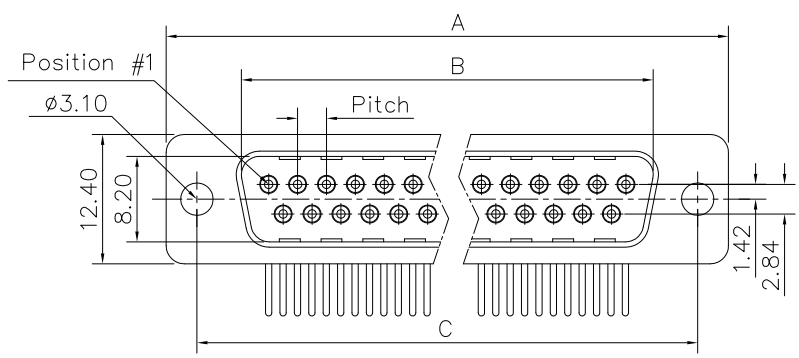
This document is the property of Amphenol Corporation and is delivered on the express condition that it is not to be disclosed, reproduced or used, in whole or in part, for manufacture or sale by anyone other than Amphenol Corporation without its prior consent, & that no right is granted to disclose or to use any information in this document.

REVISIONS

SYM	ECN	DESCRIPTION	DATE	APPROVED
1	HK--	Release the drawing	04/03/13	IP

D-SUB TECHNICAL DATA

SHELL : Steel, 2.5um (100u") min tin over 1.25um (50u") min nickel
 BODY : Glass filled thermoplastic.
 Flame retardant to UL94 V-0 Color Black
 CONTACT : Brass
 0.4um (15u") min gold over 1.25um (50u") min nickel
 ELECTRICAL : Voltage rating : 1000 V RMS at 50 Hz
 Current rating 7.5A.
 Insulation resistance >5000 M Ohms
 Contact resistance 20 mOhms max.
 CLIMATIC : Temperature range -55 °C up to 85°C
 Damp heat 21 days(40 °C-95% HR)
 MARKING : Amphenol...(Series No.)
 Commercial reference
 Manufacturing date



RECOMMENDED P.C.B LAYOUT
 (TOLERANCE +/- 0.03)



PRODUCT CODE

L 717DF X XX P 1AON

L: RoHS Compliance

717DF: tinned shell +
dimples for plug

Shell Size :E,A,B,C

Configuration: 09,15,25,37

Right angle connector:
European footprint
Without bracket:
1AON=X=2.54mm

Contact type:
P:Pin

Customer drawing

DIM.S					
	A	B	C	D	Pitch
9	30.70	16.80	25.00	10.96	2.74
15	39.00	25.10	33.30	19.18	2.74
25	52.90	38.80	47.00	33.12	2.77
37	69.20	55.30	63.50	49.68	2.77

UNLESS OTHERWISE SPECIFIED TOLERANCES		APPROVAL		DATE
U.S.	METRIC	DRAWN	Felix Liu	04/03/13
.X +/-	0.50	CHECKED	Tony Tang	04/03/13
.XX +/-	0.30	CHECKED		
.XXX +/-	0.20	DRAWING FILE :		
FRACTIONS +/-	5'	ANGLE OF PROJECTION		
ANGLES +/-				
FOR MATERIALS AND FINISHES SEE NOTES		DIMENSIONS		
REMOVE SHARP EDGES		U.S. INCHES		
		METRIC MM		

Amphenol		
Amphenol East Asia Limited		
TITLE Machined contacts connector, DF series		
SIZE	DRAWING NO.	REV.
A4	C L717DFXXXPIAON	1
SCALE	NONE	SHEET 1 OF 1