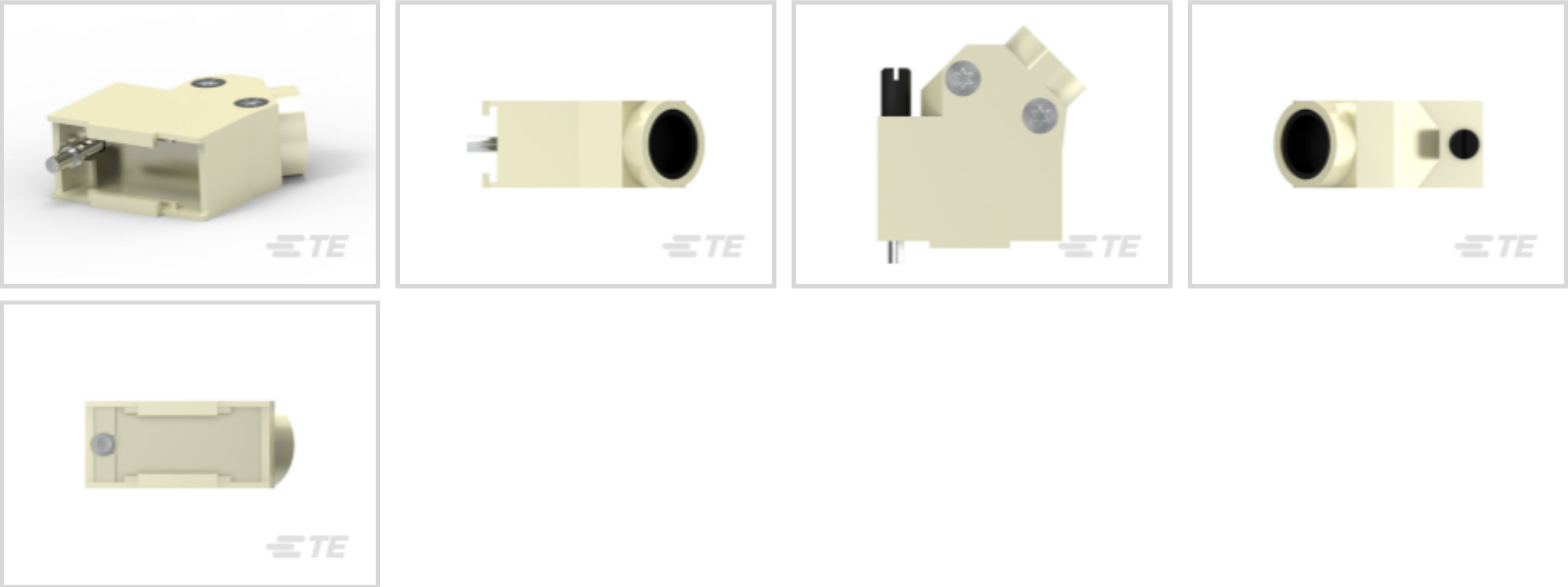




Connectors > D-Shaped Connectors > D-Sub Accessories > D-Sub Backshells & Clamps



Protection & Strain Relief Accessory Type: **Backshell**  
Cable Clamp Type: **Two-Piece RFI/EMI Shield**  
Number of Positions: **9**  
Compatible With Connector Shell Size: **1**  
Shielded: **Yes**

Features

Product Type Features

Slide Latch	Without
Connector Seal Type	Grommet Seal
Protection & Strain Relief Accessory Type	Backshell

Configuration Features

Number of Positions	9
---------------------	---

Body Features

Backshell Material	Zinc
Cable Clamp Material	Die Cast
Grommets per Set	4
Shield Plating Material	Nickel
Cable Clamp Type	Two-Piece RFI/EMI Shield
Cable Exit Angle	45°

Mechanical Attachment

Screw & Hole Thread Size	4-40
--------------------------	------



Dimensions

Compatible Insulation Diameter Range	4 – 13 mm[.197 – .433 in]
--------------------------------------	---------------------------

Operation/Application

Compatible With Connector Shell Size	1
Shielded	Yes

Industry Standards

UL Flammability Rating	UL 94V-0
------------------------	----------

Packaging Features

Packaging Quantity	100
Packaging Method	Bag

Other

Connector Accessory Comment	Kit includes backshells, jackscrews and cable grommets.
-----------------------------	---

Product Compliance

For compliance documentation, visit the product page on TE.com>

EU RoHS Directive 2011/65/EU	Compliant
EU ELV Directive 2000/53/EC	Compliant
China RoHS 2 Directive MIIT Order No 32, 2016	No Restricted Materials Above Threshold
EU REACH Regulation (EC) No. 1907/2006	Current ECHA Candidate List: JAN 2023 (233) Candidate List Declared Against: JAN 2023 (233) Does not contain REACH SVHC
Halogen Content	BFR/CFR/PVC Free, but Br/Cl >900 ppm in other sources.
Solder Process Capability	Not applicable for solder process capability

Product Compliance Disclaimer

This information is provided based on reasonable inquiry of our suppliers and represents our current actual knowledge based on the information they provided. This information is subject to change. The part numbers that TE has identified as EU RoHS compliant have a maximum concentration of 0.1% by weight in homogenous materials for lead, hexavalent chromium, mercury, PBB, PBDE, DBP, BBP, DEHP, DIBP, and 0.01% for cadmium, or qualify for an exemption to these limits as defined in the Annexes of Directive 2011/65/EU (RoHS2). Finished electrical and electronic equipment products will be CE marked as required by Directive 2011/65/EU. Components may not be CE marked. Additionally, the part numbers that TE has identified as EU ELV compliant have a maximum concentration of 0.1% by weight in homogenous materials for lead, hexavalent chromium, and mercury, and 0.01% for cadmium, or qualify for an exemption to these limits as defined in the Annexes of Directive 2000/53/EC (ELV). Regarding the REACH Regulation, the information TE provides on SVHC in articles for this part number is based on the latest European Chemicals Agency (ECHA) ‘Guidance on requirements for substances in articles’ posted at this URL: <https://echa.europa.eu/guidance-documents/guidance-on-reach>




Compatible Parts



TE Part # 5-1478763-1


Metal backshell 9 way 45 Deg E

Customers Also Bought




TE Part #2-1478762-5

METAL BACKSHELL 25 WAY TOP E




TE Part #1-1478763-5

METAL BACKSHELL 15 WAY 45 DE




TE Part #1478762-9

METAL BACKSHELL 9 WAY TOP E




TE Part #207377-1

HSG,PLUG 6 POSN,METRIMATE




TE Part #1478764-4

CRIMP KIT 9.5MM




TE Part #W4PA

WEDGE LOCK, 4P, REC, GRY, DT, A




TE Part #3-644563-7

07P MTA100 CONN ASSY F/T 24AWG




TE Part #5-103946-1

8X2 MTE SHRD PIN SR POL .100CL



TE Part #1SNA356103R0400

DBT112-GN



TE Part #2236369-1

61103 DVI LOCKING SEALING PLUG #16

Documents

- Product Drawings

METAL BACKSHELL 9 WAY 45 DE

English

METAL BACKSHELL 9 WAY 45 DE

English



CAD Files

Customer View Model

[ENG\\_CVM\\_CVM\\_1478763-9\\_G.2d\\_dxf.zip](#)

English

3D PDF

3D

Customer View Model

[ENG\\_CVM\\_CVM\\_1478763-9\\_G.3d\\_igs.zip](#)

English

Customer View Model

[ENG\\_CVM\\_CVM\\_1478763-9\\_G.3d\\_stp.zip](#)

English

By downloading the CAD file I accept and agree to the [Terms and Conditions](#) of use.