

PCB GROUNDING CLIP

This grounding clip can be inserted into the front or rear of 1,6mm pcb guides in KM6-II and KM6-EC subracks.



Features

- Electrostatic Protection
- Occupies 'unused' area of Eurocard
- No screws required

Contacts on the clip provide electrical continuity between a suitably equipped Eurocard and, via a spring under the clip to standard front extrusions. Pcb's can, therefore, be grounded before the engagement of connectors. The clip, which is supplied in packs of 10, fits into a 'pocket' in the guide and requires no screw fixings to maintain contact.

The modification required to the pcb takes the form of a conductive strip along the edge of the board, either on the left or right side (see illustration). The clip has been tested to IEC 950: 1986 section 2.5.11. In testing, the clip reached a steady temperature of 76 degrees C at 15A, with a resistance path of 7mΩ. A typical electrostatic discharge would be 12A for a period of 1 microsecond.

It should be noted that the clip is designed to provide a ground path for electrostatic charges, not for a power short circuit or as a ground rail.

Contents of kit

Description	Material/Finish
Grounding clip	0,15mm spring steel plated

Ordering information

Description	Qty.	Order code
Grounding clip	pk 10	950-251366F

POSITIVE GUIDE RETENTION – TAPPED STRIPS

All KM6-II guides, with the exception of the 2,4mm slot version, can be bolted down to a tapped strip in the front extrusion to give shock and vibration resistance.

Tapped strips (supplied singly) should be selected by subrack width.

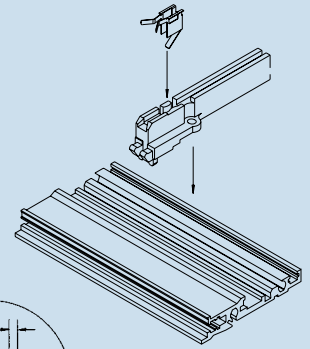
The screw used is M2,5 x 5mm cheesehead, supplied in a packet of 100.

Ordering information

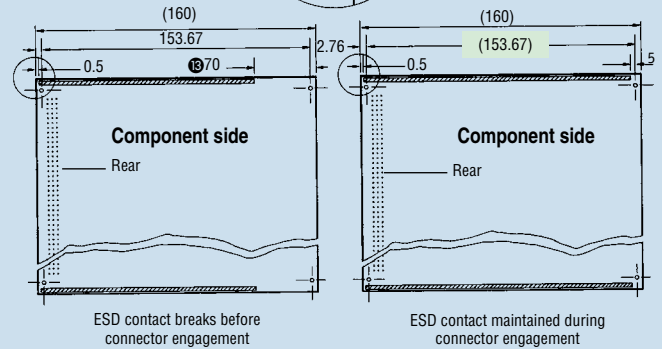
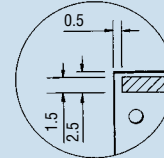
Description: Positive guide retention			
Type	Width	Qty.	Order code
Standard	42HP	1	173-12706H
	84HP	1	173-12704C
	24HP	1	950-202799L
Universal	42HP	1	950-202739G
	60HP	1	950-202740L
	84HP	1	950-202001E
Security fixing screws	M2,5 x 5	100	173-202579H

Note: for other widths and for divider kits, a longer strip should be cutdown to suit.

PCB Grounding clip

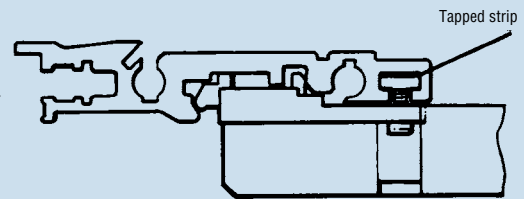


Detail of grounding strip requirements on a standard Eurocard - wiring and/or component side



PCB ESD Contact strips top / bottom

Positive guide retention – tapped strips



Screw retention of guides in a KM6-II subrack