



SIRIUS SOFT STARTER, S0, 25A, 11KW/400V, 40 DEGR., AC 200-480V, AC/DC 24V, SPRING-LOADED TERMINALS, THERMISTOR MOTOR PROTECTION

**General technical data:**

<b>product brand name</b>		SIRIUS
<b>Product feature</b>		
<ul style="list-style-type: none"> <li>• integrated bypass contact system</li> </ul>		Yes
<ul style="list-style-type: none"> <li>• Thyristors</li> </ul>		Yes
<b>Product function</b>		
<ul style="list-style-type: none"> <li>• Intrinsic device protection</li> </ul>		Yes
<ul style="list-style-type: none"> <li>• motor overload protection</li> </ul>		Yes
<ul style="list-style-type: none"> <li>• Evaluation of thermistor motor protection</li> </ul>		Yes
<ul style="list-style-type: none"> <li>• External reset</li> </ul>		Yes
<ul style="list-style-type: none"> <li>• Adjustable current limitation</li> </ul>		Yes
<ul style="list-style-type: none"> <li>• inside-delta circuit</li> </ul>		No
<b>Product component Motor brake output</b>		No
<b>Equipment marking acc. to DIN EN 61346-2</b>		Q
<b>Equipment marking acc. to DIN 40719 extended according to IEC 204-2 acc. to IEC 750</b>		G

**Power Electronics:**

<b>Product designation</b>		soft starters for standard applications
<b>Operating current</b>		
<ul style="list-style-type: none"> <li>• at 40 °C Rated value</li> </ul>	A	25
<ul style="list-style-type: none"> <li>• at 50 °C Rated value</li> </ul>	A	23
<ul style="list-style-type: none"> <li>• at 60 °C Rated value</li> </ul>	A	21
<b>Mechanical power output for three-phase motors</b>		
<ul style="list-style-type: none"> <li>• at 230 V</li> </ul>		

— at standard circuit at 40 °C Rated value	W	5 500
• at 400 V		
— at standard circuit at 40 °C Rated value	W	11 000
<b>yielded mechanical performance [hp] for three-phase AC motor at 200/208 V at standard circuit at 50 °C Rated value</b>	metric hp	5
Operating frequency Rated value	Hz	50 ... 60
<b>Relative negative tolerance of the operating frequency</b>	%	-10
<b>Relative positive tolerance of the operating frequency</b>	%	10
Operating voltage at standard circuit Rated value	V	200 ... 480
<b>Relative negative tolerance of the operating voltage at standard circuit</b>	%	-15
<b>Relative positive tolerance of the operating voltage at standard circuit</b>	%	10
Minimum load in % of I <sub>M</sub>	%	20
Adjustable motor current for motor overload protection minimum rated value	A	10
Continuous operating current in % of I <sub>e</sub> at 40 °C	%	115
Active power loss at operating current at 40 °C during operation typical	W	8

#### Control electronics:

Type of voltage of the control supply voltage		AC/DC
Control supply voltage frequency 1 Rated value	Hz	50
Control supply voltage frequency 2 Rated value	Hz	60
<b>Relative negative tolerance of the control supply voltage frequency</b>	%	-10
<b>Relative positive tolerance of the control supply voltage frequency</b>	%	10
Control supply voltage 1 with AC		
• at 50 Hz Rated value	V	24
• at 60 Hz Rated value	V	24
<b>Relative negative tolerance of the control supply voltage with AC at 60 Hz</b>	%	-20
<b>Relative positive tolerance of the control supply voltage with AC at 60 Hz</b>	%	20
Control supply voltage 1 for DC Rated value	V	24
<b>Relative negative tolerance of the control supply voltage for DC</b>	%	-20
<b>Relative positive tolerance of the control supply voltage for DC</b>	%	20
Display version for fault signal		red

#### Mechanical data:

Size of engine control device		S0
-------------------------------	--	----

<b>Width</b>	mm	45
<b>Height</b>	mm	150
<b>Depth</b>	mm	155
<b>Mounting type</b>		screw and snap-on mounting
<b>mounting position</b>		With additional fan: With vertical mounting surface +/- 90° rotatable, with vertical mounting surface +/- 22.5° tiltable to the front and back Without additional fan: With vertical mounting surface +/-10° rotatable, with vertical mounting surface +/- 10° t
<b>Required spacing with side-by-side mounting</b>		
• upwards	mm	60
• at the side	mm	15
• downwards	mm	40
<b>Installation altitude at height above sea level</b>	m	5 000
<b>Cable length maximum</b>	m	300
<b>Number of poles for main current circuit</b>		3

#### Connections/ Terminals:

<b>Type of electrical connection</b>		
• for main current circuit		spring-loaded terminals
• for auxiliary and control current circuit		spring-loaded terminals
<b>Number of NC contacts for auxiliary contacts</b>		0
<b>Number of NO contacts for auxiliary contacts</b>		2
<b>Number of CO contacts for auxiliary contacts</b>		1
Type of connectable conductor cross-section for main contacts for box terminal using the front clamping point		
• solid		2x (1.5 ... 2.5 mm <sup>2</sup> ), 2x (2.5 ... 6 mm <sup>2</sup> ), max. 1x 10 mm <sup>2</sup>
• finely stranded with core end processing		2x (1.5 ... 2.5 mm <sup>2</sup> ), 2x (2.5 ... 6 mm <sup>2</sup> )
Type of connectable conductor cross-section for AWG conductors for main contacts for box terminal		
• using the front clamping point		1x 8, 2x (16 ... 10)
<b>Type of connectable conductor cross-section for main contacts</b>		
• solid		1 ... 10 mm <sup>2</sup>
• finely stranded with core end processing		1 ... 6 mm <sup>2</sup>
<b>Type of connectable conductor cross-section for auxiliary contacts</b>		
• solid		2x (0.25 ... 2.5 mm <sup>2</sup> )
• finely stranded with core end processing		2x (0.25 ... 1.5 mm <sup>2</sup> )
<b>Type of connectable conductor cross-section for AWG conductors</b>		
• for main contacts		16 ... 10, 1x 8
• for auxiliary contacts		2x (24 ... 14)

### Ambient conditions:

<b>Ambient temperature</b>		
• during operation	°C	-25 ... +60
• during storage	°C	-40 ... +80
<b>Derating temperature</b>	°C	40
<b>Protection class IP</b>		IP20

### Certificates/ approvals:

<b>General Product Approval</b>	<b>EMC</b>	<b>For use in hazardous locations</b>
---------------------------------	------------	---------------------------------------



CCC



CSA



UL



C-TICK



ATEX

<b>Test Certificates</b>	<b>Shipping Approval</b>
--------------------------	--------------------------

[Special Test Certificate](#)

[Type Test Certificates/Test Report](#)



DNV



GL



LRS



PRS

### other

[Environmental Confirmations](#)

[Declaration of Conformity](#)

### UL/CSA ratings:

<b>yielded mechanical performance [hp] for three-phase AC motor</b>		
• at 220/230 V		
— at standard circuit at 50 °C Rated value	metric hp	5
• at 460/480 V		
— at standard circuit at 50 °C Rated value	metric hp	15
<b>Contact rating of the auxiliary contacts acc. to UL</b>		B300 / R300

### Further information

**Information- and Downloadcenter (Catalogs, Brochures,...)**

<http://www.siemens.com/industrial-controls/catalogs>

**Industry Mall (Online ordering system)**

<http://www.siemens.com/industrymall>

**Cax online generator**

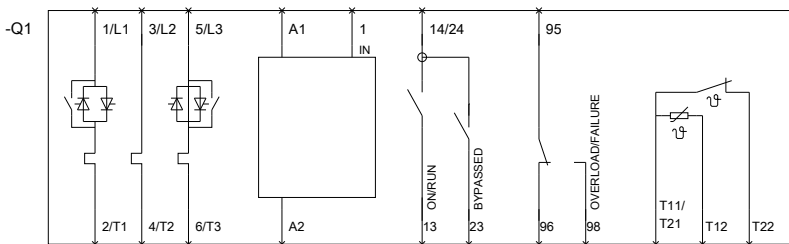

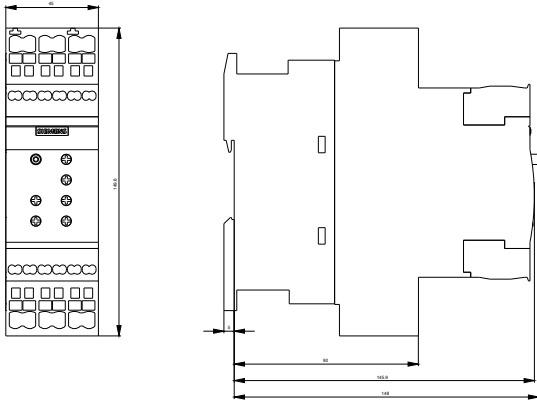
<http://support.automation.siemens.com/WW/CAXorder/default.aspx?lang=en&mfib=3RW40262TB04>

**Service&Support (Manuals, Certificates, Characteristics, FAQs,...)**

<http://support.automation.siemens.com/WW/view/en/3RW40262TB04/all>

**Image database (product images, 2D dimension drawings, 3D models, device circuit diagrams, EPLAN macros, ...)**

<http://www.automation.siemens.com/bilddb/index.aspx?attID9=3RW40262TB04&lang=en>



last modified:

15.01.2015