


POWER DISTRIBUTION BLOCK

135X705

Replace "X" with 1, 2, 3 for number of poles



Wire Range

- Line Side: (2) 750 kcmil - 1/0 AWG
- Load Side: (3) 250 kcmil - 6 AWG and (12) #2 - #14 AWG

Electrical Ratings:

- 950 Amps
- 600 Volts AC/DC (UL 1953)
- Factory and Field Wiring

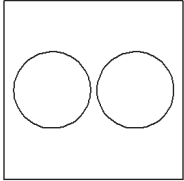
Agency Compliance

- UL Listed, Investigated to UL 1953, File QPQS.E309401

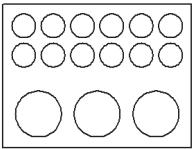
Material Information

- Insulator base:
 - Thermoplastic
 - Temperature rating: 125° C (265° F)
 - Flammability rating of insulator base: UL 94 V-0
- Connector - plated aluminum
- Connector mounting screw: plated steel
- RoHS Compliant

Termination Specifications

Line Side	Wire Size (CU Stranded)	Torque	Wires/ Terminal	Wire Class (UL) ¹
	750 - 1/0	67.8 N.m (600 in. lbs)	1	B, C
	535 - 1/0	67.8 N.m (600 in. lbs)	1	G, H, I

- Aluminum stranded wire range: 750 - 1/0
- Wire strip length: 1 3/4"
- Terminal screw drive: 9/16 in. hex

Load Side	Terminal	Wire Size (CU Stranded)	Torque	Wires/Terminal	Wire Class (UL) ¹
	250 kcmil-6AWG	250 - 4/0	31.0 N.m (275 in. lbs)	1	B, C
		3/0 - 6	31.0 N.m (275 in. lbs)	1	B, C, G, H, I
	2 - 14 AWG	2 - 8	5.7 N.m (50 in. lbs)	1	B, C
		4 - 8	5.7 N.m (50 in. lbs)	1	B, C, G, H, I
		10 - 14	4.5 N.m (40 in. lbs)	1	B, C, I Sol

- Aluminum stranded wire range: #6 AWG minimum
- Wire strip length 250 kcmil: 1 3/4"
- Wire strip length #2 AWG Top Row: 7/16"
- Wire strip length #2 AWG Bottom Row: 7/8"
- Terminal screw drive: 5/16 in. hex

¹ For information on copper stranded wire classes please visit:
<http://www.marathonsp.com/flexible-stranded-wire.php>

Short Circuit Current Ratings (SCCR)

- The suitable conductor ranges are limited to the table values only for achieving the SCCR in excess of the default rating of 10,000A.
- Other conductor combinations within the “Terminal Specifications” noted are suitable for achieving a SCCR of 10,000A (the default rating of terminal blocks).
- Enclosure size – Investigated with a minimum 20x24x8 enclosure. Use in smaller enclosures is subject to end use evaluation.
- SCCR Ratings apply for Copper Stranded wire only

Wire Class	Suitable Conductors Copper, Stranded		Overcurrent Protection Fuse Class/Max Amp Rating						SCCR, RMS SYM Amps
	Line	Load - L/S*	J	T	RK1	RK5	G	CC	
B, C	750 - 1/0	250 - 2 (L)	600	700	600	200	60	30	100,000
	750 - 1/0	250 - 6 (L)	300	300	200	100	60	30	
		2 - 6 (S)							
G, H, I	535 - 1/0	3/0 - 2 (L)	600	700	600	200	60	30	
	535 - 1/0	3/0 - 6 (L)	300	300	200	100	60	30	
		4 - 6 (S)							

Installation and Accessories

- Mounting (Panel)
For use with 1/4" fasteners (4 pole)
Mounting torque to be determined in end use application not to exceed 30 in. lbs. (3.4 N.m)
- Covers (sold separately)
Catalog number CH135X
Accessory covers are not intended to provide insulation for electrical spacing

Drawing

