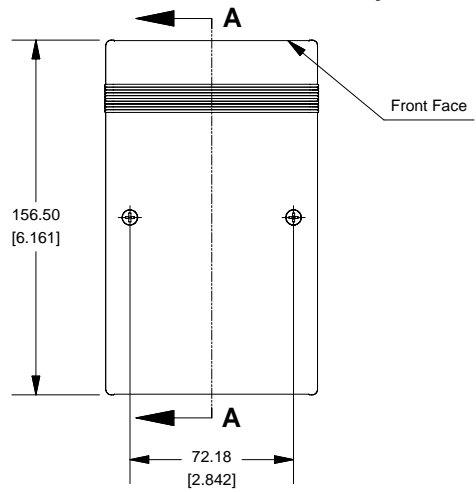
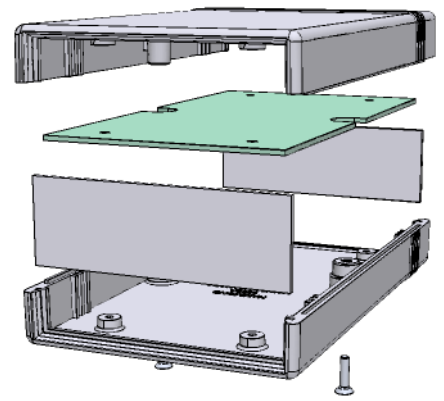
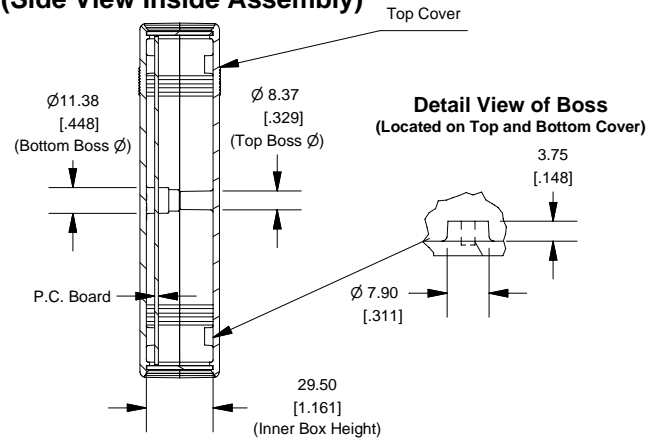


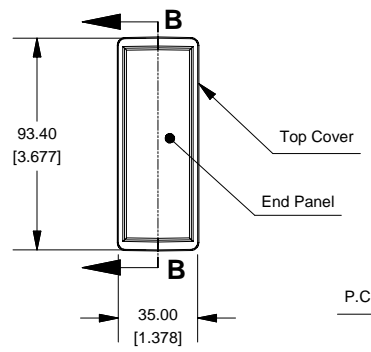
Bottom View of Assembly



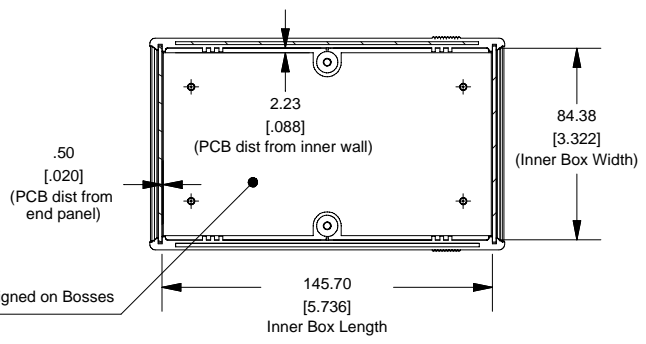
SECTION A-A (Side View Inside Assembly)



End View of Assembly



SECTION B-B (Inside of Bottom Cover)

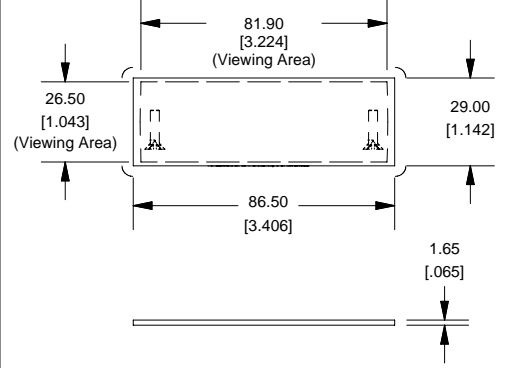


Enclosures can be Factory Modified (Milling, Drilling, Printing etc.)
Solid models of this enclosure available in STEP or IGES.
Contact Factory mjm@hammondmfg.com

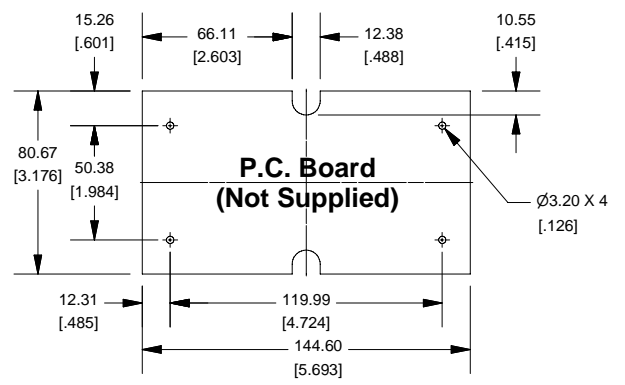
NOTE	
Purchased Assembly includes top and bottom cover, front and end aluminum panels (alloy 5052-H32, SPV coating on one side), 2 cover screws, and 4 rubber feet.	

1598A Instrument Case	
FLAME RETARDANT ABS (UL94-VO)	
Black Enclosure with Aluminum Panels	1598ABK
Grey Enclosure with Black Plastic Panels	1598AGY
Black EMI/RFI Shielded	1598RABK
NON-FLAME RETARDANT GPABS (UL94-HB)	
Grey Enclosure with Aluminum Panels	1598ASGY
Grey Enclosure with Black Plastic Panels	1598ASGYPBK
ACCESSORIES	
Black Plastic Panels	1598PLABK
Rubber Feet (Pkg 24)	1421T2
For 1598 FR-ABS Cover Screws (Pkg 100) [M3 - 0.5 x 10mm]	1591MS100
For 1598 GPABS Cover Screws (Pkg 100) [#4 x 5/8" (15.9mm)]	1591TS100
For Both Models PCB Screws (Pkg 100) [#6 x 1/4" (6.4mm)]	1598ATS100

Front/Rear Panel (Dashed Line Indicates Viewing Area)



Maximum P.C. Board Size



HAMMOND MANUFACTURING™
1598A
www.hammondmfg.com