

Multilock Connector System


TE Internal #: 1-174953-1

Multilock Connector System, PCB Mount Header, Vertical, Wire-to-Board, 3 Position, .138 in [3.5 mm] Centerline, Fully Shrouded, Tin (Sn)

[View on TE.com >](#)



Connectors > PCB Connectors > PCB Headers & Receptacles > LOW & MEDIUM POWER HEADER



Connector System: **Wire-to-Board**

Number of Positions: **3**

Centerline (Pitch): **3.5 mm [ .138 in ]**

Sealable: **No**

PCB Mount Orientation: **Vertical**

[All LOW & MEDIUM POWER HEADER \(158\)](#)

Features

Product Type Features

Hybrid Header	No
PCB Connector Assembly Type	PCB Mount Header
Header Type	Fully Shrouded
Connector System	Wire-to-Board
Sealable	No
Connector & Contact Terminates To	Printed Circuit Board

Configuration Features

Number of Sections	1
Number of Signal Positions	3
Number of Positions	3
PCB Mount Orientation	Vertical
Number of Rows	1



Electrical Characteristics

Voltage Rating (Max)	12 VDC
Nominal Voltage Architecture	12 V
Operating Voltage	12 VDC

Body Features

Primary Product Color	White
-----------------------	-------

Contact Features

Contact Type	Tab
Mating Tab Width	1.8 mm[.071 in]
Mating Tab Thickness	.64 mm[.025 in]
Contact Mating Area Plating Material	Tin (Sn)

Termination Features

Termination Method to Printed Circuit Board	Through Hole - Solder
---	-----------------------

Mechanical Attachment

Mounting Holes	With
Mating Retention	With
Mating Alignment	With
PCB Mount Alignment	Without
Panel Mount Feature	Without
PCB Mount Retention	Without
Mating Retention Type	Locking Interface

Housing Features

Centerline (Pitch)	3.5 mm[.138 in]
--------------------	-----------------

Dimensions

Connector Length	12.3 mm[.484 in]
Connector Width	16.3 mm[.642 in]
PCB Thickness (Recommended)	1.6 mm[.063 in]
Profile Height from PCB	23.5 mm[.925 in]

Usage Conditions

Operating Temperature (Max)	65 °C, 70 °C, 75 °C, 80 °C, 85 °C, 90 °C, 100 °C, 105 °C[149 °F][158 °F][167 °F][176 °F][185 °F][194 °F][212 °F][221 °F]
Operating Temperature Range	-30 – 105 °C[-22 – 221 °F]



Operation/Application

Shielded	No
Circuit Application	Signal

Industry Standards

UL Flammability Rating	UL 94V-0
------------------------	----------

Packaging Features

Packaging Type	Tube
Packaging Quantity	60

Other

Interface Number	174921
------------------	--------

Product Compliance

For compliance documentation, visit the product page on TE.com>

EU RoHS Directive 2011/65/EU	Compliant
EU ELV Directive 2000/53/EC	Compliant
China RoHS 2 Directive MIIT Order No 32, 2016	No Restricted Materials Above Threshold
EU REACH Regulation (EC) No. 1907/2006	Current ECHA Candidate List: JAN 2022 (223) Candidate List Declared Against: JUL 2021 (219) SVHC > Threshold: Not Yet Reviewed
Halogen Content	Low Halogen - Br, Cl, F, I < 900 ppm per homogenous material. Also BFR/CFR/PVC Free
Solder Process Capability	Wave solder capable to 240°C

Product Compliance Disclaimer

This information is provided based on reasonable inquiry of our suppliers and represents our current actual knowledge based on the information they provided. This information is subject to change. The part numbers that TE has identified as EU RoHS compliant have a maximum concentration of 0.1% by weight in homogenous materials for lead, hexavalent chromium, mercury, PBB, PBDE, DBP, BBP, DEHP, DIBP, and 0.01% for cadmium, or qualify for an exemption to these limits as defined in the Annexes of Directive 2011/65/EU (RoHS2). Finished electrical and electronic equipment products will be CE marked as required by Directive 2011/65/EU. Components may not be CE marked. Additionally, the part numbers that TE has identified as EU ELV compliant have a maximum concentration of 0.1% by weight in homogenous materials for lead, hexavalent chromium, and mercury, and 0.01% for cadmium, or qualify for an exemption to these limits as defined in the Annexes of Directive 2000/53/EC (ELV). Regarding the REACH Regulation, the information TE provides on SVHC in articles for this part number is based on the latest European Chemicals Agency (ECHA) 'Guidance on requirements for substances in articles' posted at this URL: <https://echa.europa.eu/guidance-documents/guidance-on-reach>



## Compatible Parts

TE Part # CAT-M9194-CH8172  
MULTILOCK, CONNECTOR HOUSING

## Also in the Series | Multilock Connector System

Automotive Connector Caps & Covers  
(16)

Automotive Connector EMC Shielding  
(1)

Automotive Connector Locks & Position Assurance(2)

Automotive Housings(575)

Automotive Seals & Cavity Plugs(2)

Automotive Terminals(142)

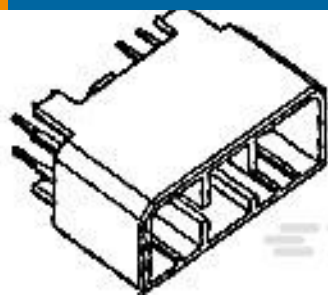
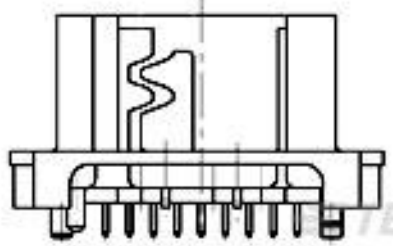

Insertion & Extraction Tools(6)

Other Automotive Connector Accessories(9)

PCB Headers & Receptacles(137)

## Customers Also Bought



 <p>TE Part #1-174957-1 070 MLC CAP ASSY V 12P</p>	 <p>TE Part #967618-1 18pos MQS .63 header 180deg</p>	 <p>TE Part #2286547-1 HSD,HDR ASSY,180DEG,COD A</p>	<p>TE Part #1-1372463-9 CLAMPING LEVER</p>
<p>TE Part #1642624-4 FSN-73.2Z-4</p>	<p>TE Part #8-547505-4 SPRING, COMPRESSION</p>	<p>TE Part #9-653861-3 SPRING, COMPRESSION</p>	

Documents

Product Drawings

070 MLC CAP ASSY V 3P

Japanese

CAD Files

3D PDF

3D

Customer View Model

ENG\_CVM\_CVM\_1-174953-1\_H.2d\_dxf.zip

English

Customer View Model

ENG\_CVM\_CVM\_1-174953-1\_H.3d\_igs.zip

English

Customer View Model

ENG\_CVM\_CVM\_1-174953-1\_H.3d\_stp.zip

English

By downloading the CAD file I accept and agree to the [Terms and Conditions](#) of use.

Product Specifications

Product Specification

Japanese

Product Environmental Compliance

TE Material Declaration

English