



## ■ Features

- Universal AC input / Full range
- 3 pole AC inlet IEC320-C14
- Built-in active PFC function
- No load power consumption < 0.15W
- **Energy efficiency Level VI**
- Comply with EISA 2007/DoE, NRCAN, AU/NZ MEPS, EU ErP and CoC Version 5
- Class I power (with earth pin)
- Protections: Short circuit / Overload / Over voltage / Over temperature
- Fully enclosed plastic case
- Fanless design with -30~+70°C working temperature
- LED indicator for power on
- 3 years warranty

## ■ Applications

- Consumer electronic devices
- Telecommunication devices
- Office facilities
- Industrial equipments

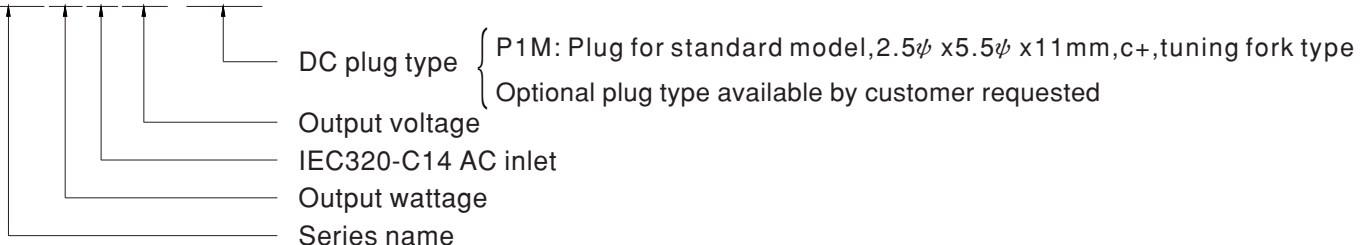
## ■ Description

GST90A is a highly reliable, 90W desktop style single-output green adaptor series. This product is a class I power unit (with FG), equipped with a standard IEC320-C14 AC inlet and adopting the input range from 90VAC to 264VAC. The entire series supplies different models with output voltages ranging between 12VDC and 48VDC that can satisfy the demands for various types of consumer electronic devices.

With the efficiency up to 91% and the extremely low no-load power consumption below 0.15W, GST90A is compliant with USA EISA 2007/DoE, Canada NRCAN, Australia and New Zealand MEPS, EU ErP, and Code of Conduct (CoC) Version 5. The supreme feature allows the adaptor to save the energy when it is either under the operating mode or the standby mode. The entire series utilizes the 94V-0 flame retardant plastic case. GST90A is certified for the international safety regulations.

## ■ Model Encoding

**GST 90 A 12 - P1M**

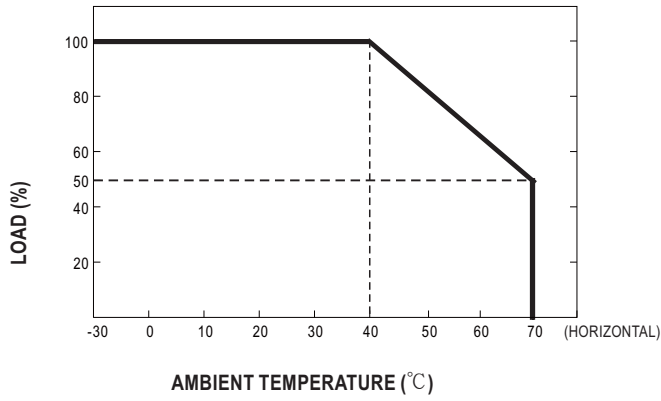




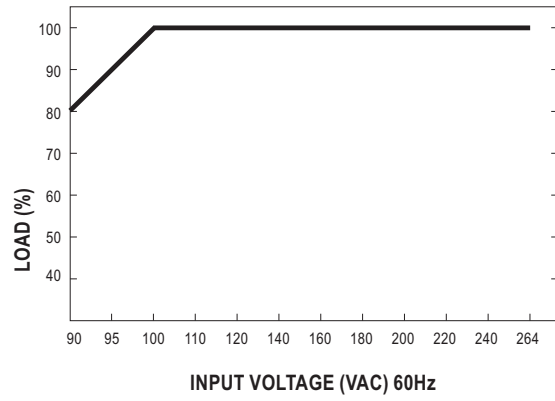
**SPECIFICATION**

ORDER NO.		GST90A12-P1M	GST90A15-P1M	GST90A19-P1M	GST90A24-P1M	GST90A48-P1M
OUTPUT	SAFETY MODEL NO.	GST90A12	GST90A15	GST90A19	GST90A24	GST90A48
	DC VOLTAGE <span style="float:right">Note.2</span>	12V	15V	19V	24V	48V
	RATED CURRENT	6.67A	6A	4.74A	3.75A	1.87A
	CURRENT RANGE	0 ~ 6.67A	0 ~ 6A	0 ~ 4.74A	0 ~ 3.75A	0 ~ 1.87A
	RATED POWER (max.)	80W	90W	90W	90W	90W
	RIPPLE & NOISE (max.) <span style="float:right">Note.3</span>	120mVp-p	150mVp-p	180mVp-p	200mVp-p	240mVp-p
	VOLTAGE TOLERANCE <span style="float:right">Note.4</span>	±5.0%	±5.0%	±4.0%	±3.0%	±2.5%
	LINE REGULATION <span style="float:right">Note.5</span>	±1.0%	±1.0%	±1.0%	±1.0%	±1.0%
	LOAD REGULATION	±5.0%	±5.0%	±4.0%	±3.0%	±2.5%
	SETUP, RISE TIME <span style="float:right">Note.6</span>	1000ms, 50ms / 230VAC      1000ms, 50ms / 115VAC at full load				
	HOLD UP TIME (Typ.)	20ms / 230VAC      20ms / 115VAC at full load				
INPUT	VOLTAGE RANGE <span style="float:right">Note.7</span>	90 ~ 264VAC    127 ~ 370VDC				
	FREQUENCY RANGE	47 ~ 63Hz				
	POWER FACTOR (Typ.)	PF>0.91 / 230VAC    PF>0.95 / 115VAC at full load				
	EFFICIENCY (Typ.)	89%	89.5%	90%	90%	91%
	AC CURRENT (Typ.)	1.3A / 115VAC    0.6A / 230VAC				
	INRUSH CURRENT (max.)	70A / 230VAC				
	LEAKAGE CURRENT(max.)	1mA / 240VAC				
PROTECTION	OVERLOAD	110 ~ 150% rated output power Protection type : Hiccup mode, recovers automatically after fault condition is removed				
	OVER VOLTAGE	105 ~ 135% rated output voltage Protection type : Shut down o/p voltage, re-power on to recover				
	OVER TEMPERATURE	Shut down o/p voltage, re-power on to recover				
ENVIRONMENT	WORKING TEMP.	-30 ~ +70°C (Refer to "Derating Curve")				
	WORKING HUMIDITY	20% ~ 90% RH non-condensing				
	STORAGE TEMP., HUMIDITY	-40 ~ +85°C, 10 ~ 95% RH				
	TEMP. COEFFICIENT	±0.03% / °C (0~40°C)				
	VIBRATION	10 ~ 500Hz, 2G 10min./1cycle, period for 60min. each along X, Y, Z axes				
SAFETY & EMC (Note. 8)	SAFETY STANDARDS	UL60950-1, CSA C22.2, TUV EN60950-1, BSMI CNS14336, CCC GB4943, PSE J60950-1 approved				
	WITHSTAND VOLTAGE	I/P-O/P: 3KVAC    I/P-FG:2KVAC    O/P-FG:0.5KVAC				
	ISOLATION RESISTANCE	I/P-O/P, I/P-FG, O/P-FG:100M Ohms / 500VDC / 25°C / 70% RH				
	EMC EMISSION	Compliance to EN55022 class B, EN61000-3-2,3, FCC PART 15 / CISPR22 class B, CNS13438 class B, GB9254, GB17625.1				
	EMC IMMUNITY	Compliance to EN61000-4-2,3,4,5,6,8,11, light industry level, criteria A				
OTHERS	MTBF	348.7K hrs min. MIL-HDBK-217F(25°C)				
	DIMENSION	145*60*32mm (L*W*H)				
	PACKING	0.45Kg; 30pcs/14.05Kg/1CUFT				
CONNECTOR	PLUG	See page 3 ; Other type available by customer requested				
	CABLE	See page 3 ; Other type available by customer requested				
NOTE	<ol style="list-style-type: none"> <li>All parameters are specified at 230VAC input, rated load, 25°C 70% RH ambient.</li> <li>DC voltage: The output voltage set at point measure by plug terminal &amp; 50% load.</li> <li>Ripple &amp; noise are measured at 20MHz by using a 12" twisted pair terminated with a 0.1uf &amp; 47uf capacitor.</li> <li>Tolerance: includes set up tolerance, line regulation, load regulation.</li> <li>Line regulation is measured from low line to high line at rated load.</li> <li>Length of set up time is measured at first cold start. Turning ON/OFF the power supply may lead to increase of the set up time.</li> <li>Derating may be needed under low input voltages. Pleas check the derating curve for more details.</li> <li>The power supply is considered as an independent unit, but the final equipment still need to re-confirm that the whole system complies with the EMC directives. For guidance on how to perform these EMC tests, please refer to "EMI testing of component power supplies." (as available on <a href="http://www.meanwell.com">http://www.meanwell.com</a>)</li> </ol>					

### Derating Curve

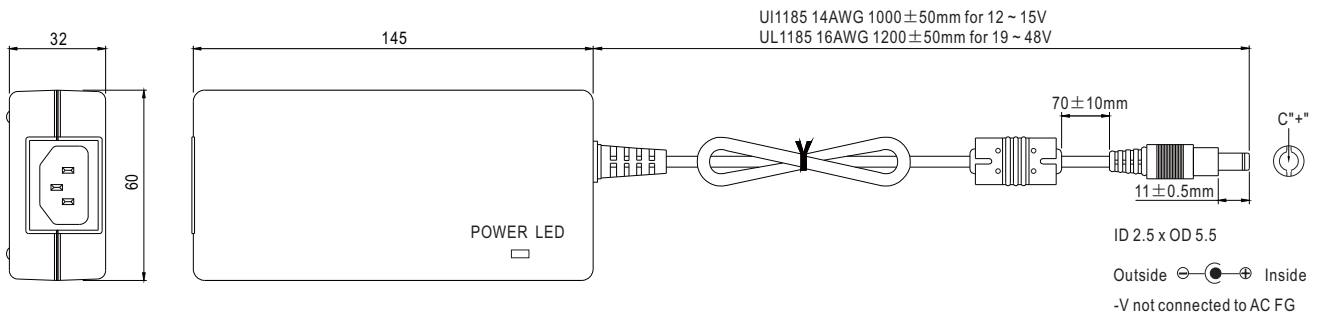


### Static Characteristics



### Mechanical Specification

Case No. GS90A Unit:mm



### Plug Assignment

Standard plug: P1M

P1M	
P/N	OUTPUT
CENTER	+

### Installation Manual

Please refer to : <http://www.meanwell.com/webnet/search/InstallationSearch.html>