

QBM DX LS/PD R

Qualified Bluetooth mesh DEXAL Module | Actuators



Product family features

- With/without Daylight and Occupancy Sensor DEXAL Module
- Qualified Bluetooth mesh enabled by Silvair
- Control of DEXAL drivers or DALI drivers with additional DALI bus power supply
- Intended for installation into a standard ½" knockout
- Works with OSRAM Hubsense
- Works with OSRAM DEXAL

Product family benefits

- Design freedom due to compact size
- Easy to integrate in luminaire
- Minimize internal wiring in combination with DEXAL drivers

Areas of application

- Open offices
- Individual offices
- Conference rooms
- Classrooms
- Storage and break areas
- Stairways
- Toilets



Product datasheet

Technical data

Electrical data

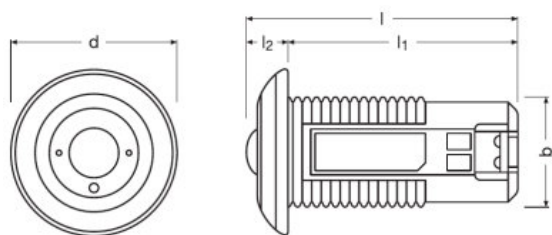
Input voltage DC	13,5 ... 22,5 V ¹⁾
Peak input current	30 mA
Average input current	22 mA
Radio frequency	2.4 GHz
Maximum TX power	+4 dBm ²⁾
Wireless protocol	Qualified Bluetooth mesh enabled by Silvair ³⁾
Wireless range	10 m line of sight
System wattage	0.50 W
Standby power	< 1W
Screw thread length	27 mm

¹⁾ Powered by DEXAL interface, I < 250 mA

²⁾ 2.512 mW

³⁾ See additional product information

Dimensions & weight



Length	52.0 mm
Diameter	32.0 mm
Mounting hole diameter	22.2...23.2 mm
Product weight	18.20 g
Wire preparation length, input side	7...9 mm
Cable cross-section, input side	0.2...0.75 mm ²
Maximum allowed cable length	3 m
Screw thread length	27 mm

Temperatures & operating conditions

Ambient temperature range	0...+50 °C
---------------------------	------------

Product datasheet

Permitted rel. humidity during operation	0...85 % ¹⁾
Temperature range at storage	0...60 °C
Permitted relative humidity at storage	0...95 % ¹⁾
Maximum temperature at tc test point	60 °C

¹⁾ Non-condensing

Lifespan

Lifespan	50000 h ¹⁾
----------	-----------------------

¹⁾ ta=50°C and 50%RH

Capabilities

Control output	DEXAL
Number of connected drivers	1 ¹⁾
Dimmable	Yes
Type of sensor	Daylight / PIR
Operating range, light sensor	<1000 lx
Detection angle	60 °
Maximum installation height	3 m
Compatibility	Works with OSRAM HubSense / Works with OSRAM DEXAL ²⁾
Status Indicator	Green: network Status / Red: Motion detected
Reset	Magnetic ³⁾

¹⁾ DEXAL LED drivers, excluding OT DX DIMA LT2 E product family

²⁾ See additional product information

³⁾ by Neodymium magnet

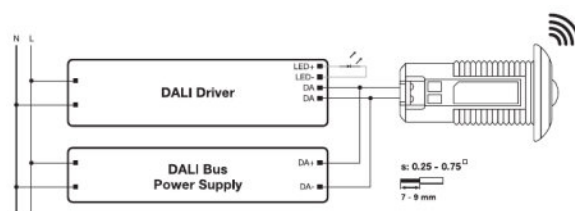
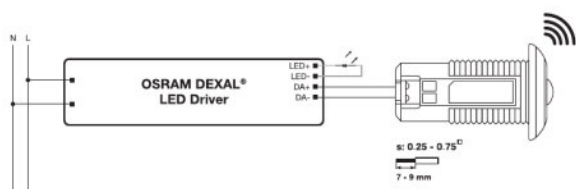
Certificates & standards

Approval marks – approval	CE
Type of protection	IP20
Standards	Acc. to EN 61347-2-11 / Acc. to ETSI EN 301 489 - 1 / Acc. to EN 50581 / Acc. to EN 62479 / Acc. to EN 300 328 / Acc. to EN 301 489-17

Logistical data

Commodity code	903149900000
----------------	--------------

Wiring Diagram



QBM DX LS PD R – DEXAL Wiring

QBM DX LS PD R – DALI Wiring





QBM DX LS PD R Reset

Product datasheet

Additional product information

- By integrating the device into a casing the wireless range could be affected, in particular by metal surfaces. Therefore, the wireless range needs to be verified after integration.
- The device could be reset to factory default by placing a strong Neodym magnet (e.g. N35, d=6.35 mm x h=1.59 mm) near the corner of the bezel for 5 seconds.
- The status LED of the device indicates following Network status. Fast blinking (Green): Not connected to a network, Slow blinking (Green); Connected to a network, Blink twice (Green): Mesh package received, Long blink (Green) Factory reset, Blink one (Red): Motion detected
- The device has passed successfully the SILVAIR Testing process.
- The device can be put into operation using the OSRAM HubSense Commissioning Tool (<https://platform.hubsense.eu>), subject to prior acceptance of the Terms of Use and the Privacy Policy.
- OSRAM may terminate or suspend the use of the HubSense Commissioning Tool at any time and for any or no reason in its sole discretion, even if access and use is continued to be allowed to others.
- The device complies with Bluetooth mesh Standard v1.0. It can also be used in 3rd party Bluetooth mesh network, that complies with this standard and that supports the mesh models of this device, and with certain 3rd party commissioning tools, that support the mesh models of this device. In order to ensure correct interoperability a verification with the 3rd party network components and the 3rd party commissioning tool is necessary in advance. Please contact OSRAM (support@hubsense.eu) to receive the actual list of supported models for this device.
- OSRAM shall have no liability for any 3rd party commissioning tool and does not make any representations, express or implied, about the availability and/or performance of such commissioning tool.
- OSRAM shall have no liability for and does not make any representations, express or implied, about the connectivity of OSRAM QBM products with any other products, that have passed the SILVAIR Testing process.

Download Data

File	
	User instruction QBM DX
	Declarations of conformity EC-DoC LMS QBM DX family 9C1-3816475-EN-00 2019
	CAD data CAD Data STP QBM DX LS PD R
	360 Degree Image QBM DX LSPD R

Logistical Data

Product code	Product description	Packaging unit (Pieces/Unit)	Dimensions (length x width x height)	Volume	Gross weight
4062172074292	QBM DX LS/PD R	Shipping carton box 36	332 mm x 266 mm x 117 mm	10.33 dm ³	1033.00 g

The mentioned product code describes the smallest quantity unit which can be ordered. One shipping unit can contain one or more single products. When placing an order, for the quantity please enter single or multiples of a shipping unit.

Product datasheet

Disclaimer

Subject to change without notice. Errors and omission excepted. Always make sure to use the most recent release.