



Figure can vary

Part no.: 50118988
CML730i-T40-1570.R-M12
Light curtain transmitter



Contents

- Technical data
- Dimensioned drawings
- Electrical connection
- Operation and display
- Suitable receivers
- Part number code
- Notes
- Accessories

Technical data

Basic data	
Series	730
Operating principle	Throughbeam principle
Device type	Transmitter
Contains	Accessories for the use of the BT-2R1
Application	Detection of transparent objects Object measurement
Optical data	
Operating range	Guaranteed operating range
Operating range	0.3 ... 9.5 m
Operating range, transparent media	0.3 ... 3.5 m
Operating range limit	Typical operating range
Operating range limit	0.2 ... 12 m
Measurement field length	1,570 mm
Number of beams	40 Piece(s)
Beam spacing	40 mm
Light source	LED , Infrared
LED light wavelength	940 nm
Measurement data	
Minimum object diameter	50 mm
Electrical data	
Protective circuit	Polarity reversal protection Short circuit protected Transient protection
Performance data	
Supply voltage U_B	18 ... 30 V , DC
Residual ripple	0 ... 15 % , From U_B
Open-circuit current	0 ... 350 mA , The specified values refer to the entire package consisting of transmitter and receiver.
Timing	
Readiness delay	450 ms
Cycle time	1 ms
Connection	
Number of connections	1 Piece(s)
Plug outlet	Rear side
Connection 1	
Function	Connection to receiver
Type of connection	Connector
Thread size	M12
Type	Male
Material	Metal
No. of pins	5 -pin
Encoding	A-coded

Mechanical data

Design	Cubic
Dimension (W x H x L)	29 mm x 35.4 mm x 1,623 mm
Housing material	Metal , Aluminum
Lens cover material	Plastic
Net weight	1,750 g
Housing color	Silver
Type of fastening	Groove mounting Via optional mounting device

Operation and display

Type of display	LED
Number of LEDs	1 Piece(s)

Environmental data

Ambient temperature, operation	-30 ... 60 °C
Ambient temperature, storage	-40 ... 70 °C

Certifications

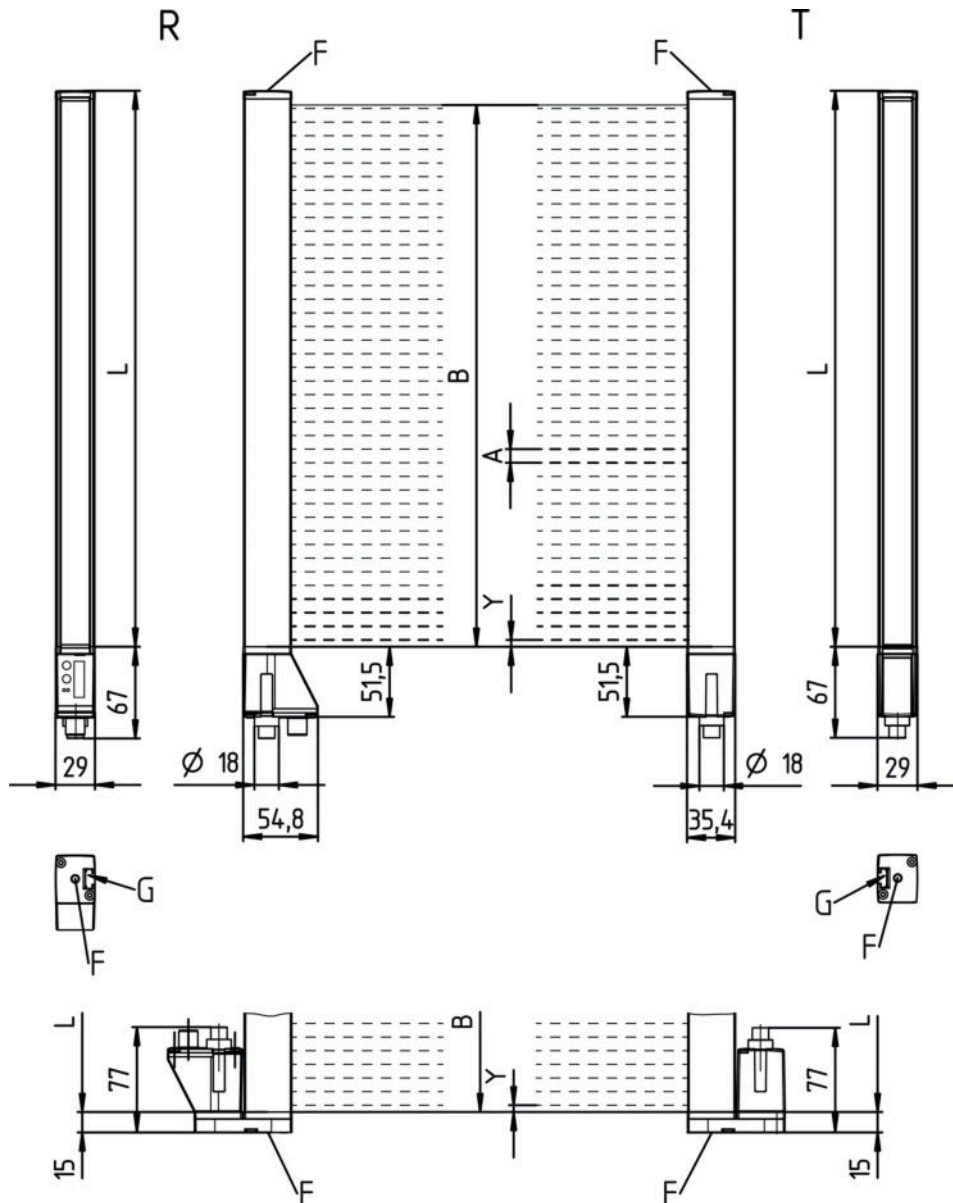
Degree of protection	IP 65
Protection class	III
Certifications	c CSA US
Standards applied	IEC 60947-5-2

Classification


Customs tariff number	90314990
eCl@ss 8.0	27270910
eCl@ss 9.0	27270910
ETIM 5.0	EC002549
ETIM 6.0	EC002549

Dimensioned drawings

All dimensions in millimeters



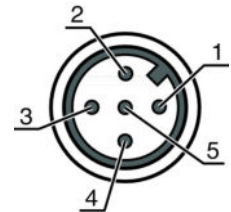
- A Beam spacing 40 mm
- B Measurement field length 1570 mm
- F M6 thread
- G Fastening groove
- L Profile length 1608 mm
- T Transmitter
- R Receiver
- Y 5 mm



Electrical connection

Connection 1	
Function	Connection to receiver
Type of connection	Connector
Thread size	M12
Type	Male
Material	Metal
No. of pins	5 -pin
Encoding	A-coded

Pin	Pin assignment
1	FE/SHIELD
2	V+
3	GND
4	RS 485 Tx+
5	RS 485 Tx-






Operation and display




LEDs

LED	Display	Meaning
1	Green, continuous light	Continuous mode
	Off	No communication with the receiver / waiting for trigger
	green, flashing in sync with the measurement	Measurement frequency display

Suitable receivers

	Part no.	Designation	Article	Description
	50119126	CML730i-R40-1570.R/CN-M12	Light curtain receiver	Operating range: 0.3 ... 9.5 m Interface: CANopen Connection: Connector, M12, Rear side, 8 -pin
	50119287	CML730i-R40-1570.R/CV-M12	Light curtain receiver	Operating range: 0.3 ... 9.5 m Analog outputs: 2 Piece(s), Voltage, Current Connection: Connector, M12, Rear side, 8 -pin
	50123434	CML730i-R40-1570.R/D3-M12	Light curtain receiver	Operating range: 0.3 ... 9.5 m Interface: RS 485 Connection: Connector, M12, Rear side, 8 -pin

Part no.: 50118988 – CML730i-T40-1570.R-M12 – Light curtain transmitter

	Part no.	Designation	Article	Description
	50119206	CML730i-R40-1570.R/L-M12	Light curtain receiver	Operating range: 0.3 ... 9.5 m Interface: IO-Link Connection: Connector, M12, Rear side, 8 -pin
	50123224	CML730i-R40-1570.R/PB-M12	Light curtain receiver	Operating range: 0.3 ... 9.5 m Interface: PROFIBUS DP Connection: Connector, M12, Rear side, 8 -pin
	50131827	CML730i-R40-1570.R/PN-M12	Light curtain receiver	Operating range: 0.3 ... 9.5 m Interface: PROFINET Connection: Connector, M12, Rear side, 8 -pin

Part number code

Part designation: **CML7XXi-YYZ-AAAA.BCCDDDD-EEEEFF**

CML	Operating principle: Measuring light curtain
7XXi	Series: 720i: 720i series 730i: 730i series
Y	Device type: T: transmitter R: receiver
ZZ	Beam spacing: 05: 5 mm 10: 10 mm 20: 20 mm 40: 40 mm
AAAA	Measurement field length [mm], dependent on beam spacing
B	Equipment: A: connector outlet, axial R: rear connector outlet
CCC	Interface: L: IO-Link /CN: CANopen /PB: PROFIBUS /PN: PROFINET /CV: Analog current and voltage output /D3: RS 485 Modbus
DDD	Special equipment: -PS: Power Setting
EEE	Electrical connection: M12: M12 connector
FFF	-EX: Explosion protection:

Note

A list with all available device types can be found on the Leuze electronic website at www.leuze.com.

Notes

Observe intended use!

- This product is not a safety sensor and is not intended as personnel protection.
- The product may only be put into operation by competent persons.
- Only use the product in accordance with its intended use.

For UL applications:


- For UL applications, use is only permitted in Class 2 circuits in accordance with the NEC (National Electric Code).
- These proximity switches shall be used with UL Listed Cable assemblies rated 30V, 0.5A min, in the field installation, or equivalent (categories: CYJV/CYJV7 or PVVA/PVVA7)

Accessories

Connection technology - Interconnection cables

	Part no.	Designation	Article	Description
	50129781	KDS DN-M12-5A-M12-5A-P3-050	Interconnection cable	Suitable for interface: IO-Link, DeviceNet, CANopen Connection 1: Connector, M12, Axial, Female, A-coded, 5 -pin Connection 2: Connector, M12, Axial, Male, A-coded, 5 -pin Shielded: Yes Cable length: 5,000 mm Sheathing material: PUR


Mounting technology - Mounting brackets

	Part no.	Designation	Article	Description
	50142900	BT 700M.5-2SET	Mounting device set	Contains: 2x mounting brackets, 1 teach template, 4 M6 x 10 screws Design of mounting device: Bracket mounting Fastening, at system: Through-hole mounting, T slotted hole Mounting bracket, at device: Screw type, Sliding block Type of mounting device: Rigid Material: Steel



Mounting technology - Swivel mounts

	Part no.	Designation	Article	Description
	429046	BT-2R1	Mounting bracket set	Contains: 2x BT-R swivel mount, 1 cylinder for mounting on the light curtain Fastening, at system: Through-hole mounting Mounting bracket, at device: Clampable Type of mounting device: Turning, 360° Material: Metal, Plastic

Part no.: 50118988 – CML730i-T40-1570.R-M12 – Light curtain transmitter

	Part no.	Designation	Article	Description
	50121098	SET MD12-US2-IL1.1 + Zub.	Diagnostics set	Interface: USB Connections: 2 Piece(s) Degree of protection: IP 20

Services

	Part no.	Designation	Article	Description
	S981001	CS10-S-110	Start-up support	Details: Performed at location of customer's choosing, duration: max. 10 hours. Conditions: Devices and connection cables are already mounted, price not including travel costs and, if applicable, accommodation expenses. Restrictions: No mechanical (mounting) and electrical (wiring) work performed, no changes (attachments, wiring, programming) to third-party components in the nearby environment.
	S981005	CS10-T-110	Product training	Details: Location and content to be agreed upon, duration: max. 10 hours. Conditions: Price not including travel costs and, if applicable, accommodation expenses. Restrictions: Travel costs and accommodation expenses charged separately and according to expenditure.

Note

A list with all available accessories can be found on the Leuze electronic website in the Download tab of the article detailed page.