



Figure similar

AS-I COMPACT MODULE K20, IP67, A/B-SLAVE, DIGITAL, 2DI/2DO, 2 X INPUT FOR SENSOR(MECHAN./2- OR 3-WIRE) PNP, SENSOR SUPPLY FROM U_ASI "TOTAL MAX.150MA," 2 X OUTPUT MAX. 1A OUTPUT SUPPLY FROM DC 24V MAX. 1A FOR ALL OUTPUTS 2XM8-SOCKET

General technical data:

Design of the product		digital I/O modules for operation in the field, IP67 - K20
Type		2 outputs / 2 inputs
Design of the slave type		A/B slave
I/O configuration		B
ID/ID2 code		A/0
Number I/O sockets		4
Type of electrical connection of the inputs and outputs		M8 screw-type terminals
AS interface total current input max	mA	270
operating voltage according to AS-Interface specification	V	26.5 ... 31.6
Ground terminal		not available
Addressing		using M12 female connector
AS interface Connection Polarity reversal protection		built-in
Note 1		An external additional supply (AUX POWER) of 20 to 30 V DC is required for the supply of the output circuits. The additional supply must comply with VDE 0106 (PELV), protection class III.

Sensor supply:

Type of voltage supply for power supply		using AS-Interface
Input voltage	V	16.5 ... 30
Property of the sensor supply Short-circuit and overload resistant		Yes
Ampacity of the sensor supply for all inputs		

- at ambient temperature 40 °C
- at ambient temperature 55 °C

mA	150
mA	70

Inputs:		
Number of digital inputs		2
Type of connection		2- and 3-wire technology
Input circuit		PNP transistor
Type of voltage of the input voltages		DC
Inputs switching level High min	V	10
Input current at digital input		
• for signal <1> minimum	mA	6
• with signal <0> maximum	mA	1.5
Inputs sensor supply using AS-Interface		short-circuit and overload resistant
Inputs socket assignment		
• PIN 1		sensor supply L+
• PIN 3		sensor supply L-
• PIN 4		data input
Design of the pin assignment of the inputs		Y assignment

Outputs:		
Number of digital outputs		2
Type of voltage of output voltages		DC
Outputs external power supply 24 V DC		shared round cable connection with AS-Interface connection through M12 female connector
Output current at digital output for signal <1> Rated value	A	1
Outputs aggregate current		
• max	A	1
Type of switching output		PNP transistor
Design of the pin assignment of the outputs		Y assignment
Outputs socket assignment		3 = "-", 2 = output
Property of the output Short-circuit proof		Yes
Outputs		
• short-circuit protection		built-in
• induction protection		built-in
• watchdog		built-in
Status display		
• display of I/Os		yellow LED
• display of Uaux		green LED
• display of AS-Interface/diagnostics		green/red dual LED
Assignment of data bits		
• socket		PIN 4 = IN3 (D2)
• socket 2		PIN 4 = IN4 (D3)
• socket 3		PIN 4 = OUT1 (D0)

- socket 4

PIN 4 = OUT2 (D1)

Ambient conditions:




Ambient temperature		
• during operation	°C	-25 ... +70
• during storage	°C	-40 ... +85
Protection class IP		IP67

Mechanical data:

Width	mm	20
Height	mm	108
Depth	mm	45
Mounting type		no mounting plate required

Certificates/ approvals:

AS-Interface certificate		yes
Approvals		UL and CSA requested

General Product Approval			Test Certificates	Shipping Approval
				
CSA	GOST	UL	Special Test Certificate	ABS

Shipping Approval					other
					Confirmation
BUREAU VERITAS	DNV	LRS	PRS	RMRS	

other		
Environmental Confirmations	Declaration of Conformity	other

Further information

Information- and Downloadcenter (Catalogs, Brochures,...)

<http://www.siemens.com/industrial-controls/catalogs>

Industry Mall (Online ordering system)

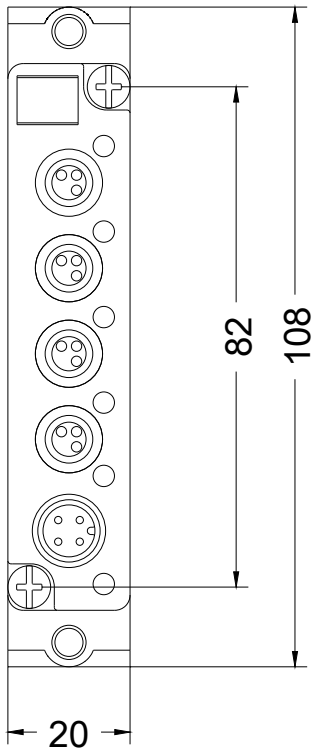
<http://www.siemens.com/industrymall>

Cax online generator

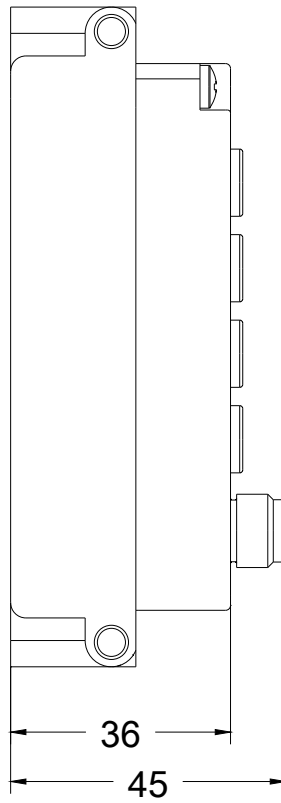
<http://support.automation.siemens.com/WW/CAXorder/default.aspx?lang=en&mlfb=3RK24001BT300AA3>

Service&Support (Manuals, Certificates, Characteristics, FAQs,...)

<http://support.automation.siemens.com/WW/view/en/3RK24001BT300AA3/all>



last modified:



17.01.2015