

MATERIAL

Anodized aluminium, black or natural colour, matte finish.

ROTATING PIN

AISI 304 stainless steel.

GUIDE BUSHINGS FOR PIN

Polyamide based (PA) technopolymer.

SET SCREWS

Stainless steel self-tapping screws 4.8x15.9 DIN 7982 (frame side) and stainless steel M5x10 semi-rounded head screws (door side). Included in the supply.

STANDARD EXECUTIONS

- **CMDX-AL-P**: with bodies on the same plane.
- **CMDX-AL-R**: with raised body.
- **CMDX-AL-PS**: with bodies on the same plane, opening to the left side.
- **CMDX-AL-RS**: with raised body, opening to the left side.
- **CMDX-AL-PD**: with bodies on the same plane, opening to the right side.
- **CMDX-AL-RD**: with raised body, opening on the right side.

Index for finish:

- **AN**: anodised in natural colour.
- **AB**: anodised in black colour.

FEATURES AND APPLICATIONS

The hinge is made up of two bodies with different dimensions (a narrow one and a larger one) and can be assembled for example on structures with thin frame or door. Supplied not assembled for an easy fixing.

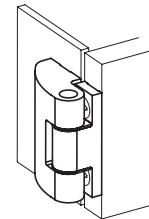
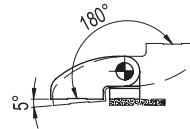
ROTATION ANGLE (APPROXIMATE VALUE)

Max 185° (-5° and +180° being 0° the condition where the two hinged surfaces are on the same plane).

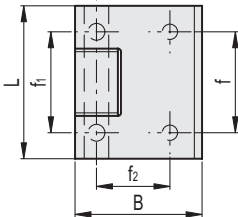
Do not exceed the rotation angle limit so as not to damage the hinge.



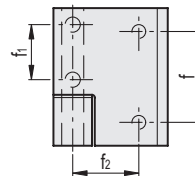
ELESA Original design



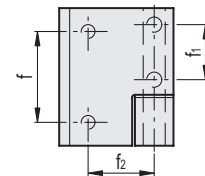
CMDX-AL-P
CMDX-AL-R



CMDX-AL-PS
CMDX-AL-RS

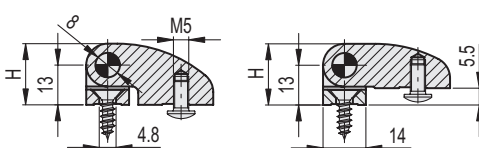


CMDX-AL-PD
CMDX-AL-RD



CMDX-AL-P

CMDX-AL-R

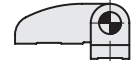


CMDX-AL-PS

CMDX-AL-RS

CMDX-AL-PD

CMDX-AL-RD



Code	Description	Code	Description	L	B	f	f1	f2	H	⚖️
428321	CMDX-AL-P-50-AN	428322	CMDX-AL-P-50-AB	50	41.5	33	33	24	20	94
428325	CMDX-AL-P-70-AN	428326	CMDX-AL-P-70-AB	70	41.5	50	50	24	20	132
428329	CMDX-AL-P-90-AN	428330	CMDX-AL-P-90-AB	90	41.5	70	70	24	20	170
428341	CMDX-AL-R-50-AN	428342	CMDX-AL-R-50-AB	50	41.5	33	33	24	20	85
428345	CMDX-AL-R-70-AN	428346	CMDX-AL-R-70-AB	70	41.5	50	50	24	20	120
428349	CMDX-AL-R-90-AN	428350	CMDX-AL-R-90-AB	90	41.5	70	70	24	20	154
428366	CMDX-AL-PS-50-AN	428367	CMDX-AL-PS-50-AB	50	41.5	33	20	24	20	92
428376	CMDX-AL-RS-50-AN	428377	CMDX-AL-RS-50-AB	50	41.5	33	20	24	20	83
428361	CMDX-AL-PD-50-AN	428362	CMDX-AL-PD-50-AB	50	41.5	33	20	24	20	92
428371	CMDX-AL-RD-50-AN	428372	CMDX-AL-RD-50-AB	50	41.5	33	20	24	20	83

