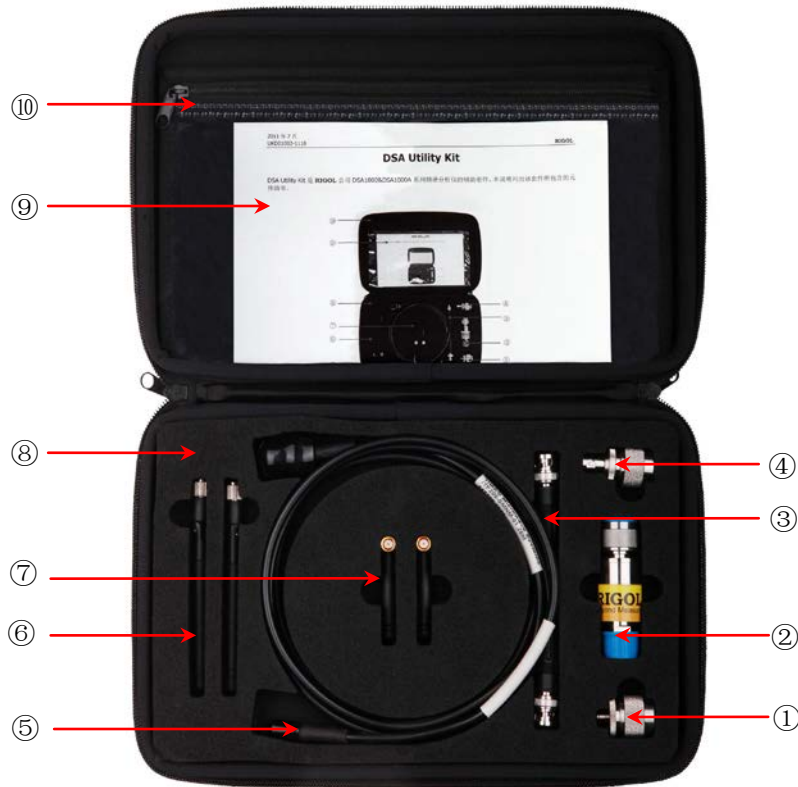


## DSA Utility Kit

DSA Utility Kit is the utility kit of the DSA1000, DSA1000A and DSA800 series spectrum analyzer from **RIGOL**. This instruction lists the contents of the kit.

The schematic diagram of the kit package is as shown in the figure below (the actual object might differ due to the differences in version and sale area and please make the actual object as standard).



No.	Name	Qty.	Model	Specification	Description
①	N-SMA Adapter	1	AD-NM-SMAF-12501	----	Male N Connector to Female SMA Connector.
②	75Ω-50Ω Adapter	1	ADP0350NM75NF	----	Used to connect the measured system and the spectrum analyzer when the output impedance of the measured system is 75Ω.
③	BNC-BNC Cable	1	CB-BNC-100-L	----	50-3 black coaxial cable both whose terminals are male BNC connector.
④	N-BNC Adapter	1	AD-NM-BNCF-06501	----	Male N Connector to Female BNC Connector
⑤	N-SMA Cable	1	CB-N-SMA-125-L	----	One of its terminals is female N connector and the other is male SMA connector.
⑥	Antenna	2	AD-ANT-2400-F	----	Frequency: 2.4 GHz.
⑦	Antenna	2	AD-ANT-900-F	----	Frequency: 900 MHz /1.8 GHz.
⑧	Foam	1	----	----	----
⑨	Instruction Sheet	1	----	210*297mm	----
⑩	Probe Package	1	----	300*190*37mm	----



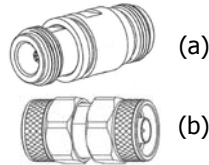
## RF Adaptor Kit

### Product Overview

This series adaptor can implement the interconnection and conversion between the different types interfaces. It features good frequency performance and impedance matching as well as low insertion loss. It can be used in common test and calibration measurement.

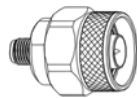
#### N Type Connector

N type connector is a durable medium-size connector mainly used in medium-size micro coaxial cables. Figure (a) and figure (b) on the right side show the AD-NF-NF-18501 (dual-N female) model and AD-NM-NM-18501 (dual-N male) model N type connectors respectively.



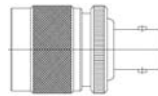
#### N-SMA Connector

N-SMA connector is used to connect the N connector and SMA connector. It is an anti-water and anti-shock high frequency coaxial connector. This series of connectors are mainly used in mobile communication instrument connection and N-to-SMA connection. The figure on the right side shows the AD-NM-SMAF-12501 model N (male)-SMA (female) connector.



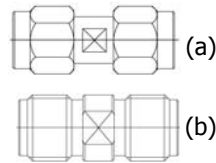
#### N-BNC Connector

N-BNC connector is used to connect the N connector and BNC connector. The N series connectors are durable medium-size connectors. The BNC products are micro lock fast connect/disconnect RF connectors.



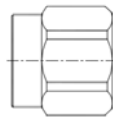
#### SMA Connector

SMA series connector is a semi-precision, micro-size and high frequency coaxial connector. This series of connectors features high mechanical robustness, good durability and low standing wave coefficient. Figure (a) and figure (b) on the right side show the AD-SMAM-SMAM-18501 (dual-SMA (male)) model and AD-SMAF-SMAF-18501 (dual-SMA (female)) model SMA connectors respectively.



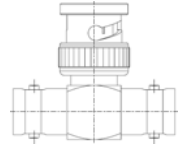
#### SMA 50Ω Adaptor

This SMA adaptor is a high performance microwave load which frequency is up to 18 GHz and is a ideal multi-port device terminating load. It is usually used in wireless network, process control, microwave devices and digital communication systems. The figure on the right side shows the AD-SMAM-50-18501 model SMA 50Ω adaptor.



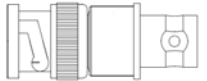
#### BNC T Type Connector

BNC T type connector is a widely used coaxial adaptor. It features small size, light weight and fast assemble/disassemble. The figure on the right side shows the AD-BNCF-BNCF-04501 model BNC T type connector.



#### 50 Ω Impedance Adaptor

This type of impedance adaptor can be used in the RF source and other equipments, e.g., convert the input resistance of the external modulation input interface to 50Ω. It also can be used to connect the oscilloscope test prod and electric meter. It can match the impedance of the oscilloscope test prod with that of the electric meter to obtain correct measurement value.



### Specifications

Name	Model	Qty.	Type (50Ω)	Freq.	Max. VSWR (nom.)	Remark
N Type Connector	AD-NF-NF-18501	1	N (female) -N (female)	DC to 18 GHz	1.15	
N Type Connector	AD-NM-NM-18501	1	N (male) -N (male)	DC to 18 GHz	1.15	
N-SMA Connector	AD-NM-SMAF-12501	2	N (male) -SMA (female)	DC to 12 GHz	1.15	
N-BNC Connector	AD-NM-BNCF-06501	2	N (male) -BNC (female)	DC to 6 GHz	1.2	Max. Insertion Loss 0.15
SMA Connector	AD-SMA-SMAM-18501	1	SMA (male) -SMA (male)	DC to 18 GHz	1.1	Max. Insertion Loss 0.1
SMA Connector	AD-SMAF-SMAF-18501	1	SMA (female) -SMA (female)	DC to 18 GHz	1.35 (DC-12.4GHz)	Max. Insertion Loss 0.15
SMA 50Ω Adaptor	AD-SMA-SMAM-50-18501	1	SMA (male)	DC to 18 GHz	1.25	
BNC T Type Connector	AD-BNCF-BNCF-04501	1	BNC (female) -BNC (male) -BNC (female)	DC to 4 GHz	1.5	
50Ω Impedance Adaptor	ADP0150 BNC	1	BNC (male) -BNC (female)	DC to 1 GHz		