

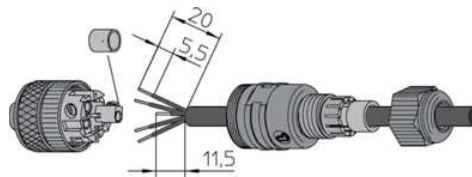
M12 Field Attachable Connectors

RSC | RKC

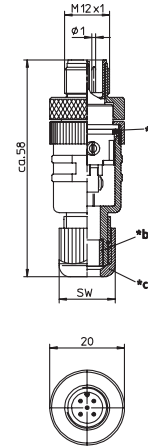


Male, 3-, 4-, 5-, and 8-Pole

Field attachable connector, M12 male connector, 3-, 4-, 5-, and 8-pole with threaded joint, assembling with screw terminals.



RSC

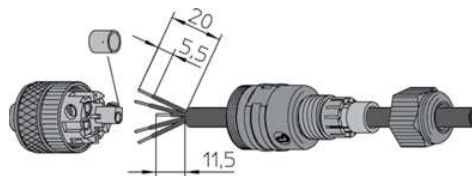


*a O-Ring
*b gasket
*c cap nut

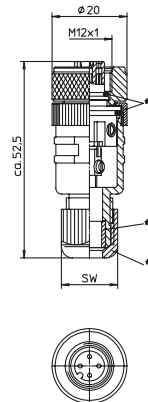


Female, 3-, 4-, 5-, and 8-Pole

Field attachable connector, M12 female connector, 3-, 4-, 5-, and 8-pole with threaded joint, assembling with screw terminals.



RKC

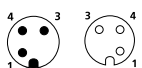


*a O-Ring
*b gasket
*c cap nut


Pin Assignments

Face Views / M12, Male / Female

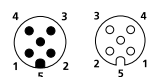
3 pole



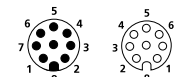
4 pole



5 pole



8 pole





Be Certain with Belden

M12 Field Attachable Connectors

RSC | RKC

Technical Data

Environmental








Degree of protection IP 67 / NEMA 6P
 Operating temperature range -25°C (-13°F) / +90°C (+194°F)

Mechanical

Housing / Molded body PBT
 Insert PBT
 Contact CuZn, pre-coppered, CuSnZn
 8-poles pre-nickeled, gold-plated
 Receptacle shell CuZn, nickel-plated
 O-ring FKM
 Mode of connection Screw terminals
 Connectable conductor 3-5 poles max. 0.75 mm²
 8 poles max. 0.50 mm²

Electrical

Contact resistance ≤ 5 mΩ
 Nominal current at 40°C 3-5 poles 4 A
 8 poles 2 A
 Nominal voltage 3-4 poles 240 V
 5 poles 60 V
 8 poles 30 V
 Rated voltage 3-4 poles 250 V
 5 poles 63 V
 8 poles 36 V
 Test voltage 3-4 poles 2.0 kV eff. / 60 s
 5 poles 1.5 kV eff. / 60 s
 8 poles 0.9 kV eff. / 60 s
 Insulation resistance > 10⁹ Ω
 Pollution degree 3

Part Number		Pins	Cable Diameter Range	Characteristics
Male	Female			
RSC 3/7	RKC 4/3/7	3	Ø 3.0-6.5 mm /SW 15	
RSC 3/9	RKC 4/3/9		Ø 4.0-8.0 mm /SW 19	
RSC 4/7	RKC 4/7	4	Ø 3.0-6.5 mm /SW 15	
RSC 4/9	RKC 4/9		Ø 4.0-8.0 mm /SW 19	
RSC 5/7	RKC 5/7	5	Ø 3.0-6.5 mm /SW 15	
RSC 5/9	RKC 5/9		Ø 4.0-8.0 mm /SW 19	
RSC 8/9	RKC 8/9	8	Ø 4.0-8.0 mm /SW 19	

Field Attachable Connectors