



Figure can vary

**Part no.: 66501201**

**MLD500-T3/A**

**Multiple light beam safety device  
transmitter**



## Contents

- Technical data
- Dimensioned drawings
- Electrical connection
- Operation and display
- Suitable receivers
- Part number code
- Accessories

Part no.: 66501201 – MLD500-T3/A – Multiple light beam safety device

## Technical data

<b>Basic data</b>	
Series	MLD 500
Device type	Transmitter
<b>Functions</b>	
Functions	Range reduction
Integrated laser alignment aid	No
<b>Characteristic parameters</b>	
Type	4 , IEC/EN 61496
SIL	3 , IEC 61508
SILCL	3 , IEC/EN 62061
MTTF <sub>d</sub>	204 years , EN ISO 13849-1
Mission time T <sub>M</sub>	20 years , EN ISO 13849-1
<b>Protective field data</b>	
Operating range	0.5 ... 50 m
<b>Optical data</b>	
Number of beams	3 Piece(s)
Beam spacing	400 mm
Light source	LED , Infrared
LED light wavelength	850 nm
Mean power of transmitter diode	1.369 µW
Transmitted-signal shape	Pulsed
LED group	Exempt group in acc. with EN 62471:2008
<b>Electrical data</b>	
<b>Performance data</b>	
Supply voltage U <sub>B</sub>	26.5 ... 31.6 V
Current consumption from AS-i circuit	50 mA
<b>Interface</b>	
Type	AS-Interface Safety at Work
<b>AS-i</b>	
Function	Process
AS-i profile	S-7.B.1
Slave address	1..31 programmable, default=0
Cycle time acc. to AS-i specifications	Max. 5 ms
<b>Connection</b>	
Number of connections	1 Piece(s)

## Part no.: 66501201 – MLD500-T3/A – Multiple light beam safety device

### Connection 1

Type of connection	Connector
Function	Machine interface
Thread size	M12
Material	Metal
No. of pins	5 -pin

### Mechanical data

Dimension (W x H x L)	52 mm x 900 mm x 64.7 mm
Housing material	Metal , Aluminum
Lens cover material	Plastic / PMMA
Material of end caps	Diecast zinc
Net weight	2,000 g
Housing color	Yellow, RAL 1021
Type of fastening	Groove mounting Swivel mount

### Operation and display

Type of display	LED
Number of LEDs	3 Piece(s)

### Environmental data

Ambient temperature, operation	-30 ... 55 °C
Ambient temperature, storage	-40 ... 75 °C
Relative humidity (non-condensing)	0 ... 95 %

### Certifications

Degree of protection	IP 67
Protection class	III
Certifications	c CSA US c TÜV NRTL US TÜV Süd
US patents	US 6,418,546 B US 7,741,595 B

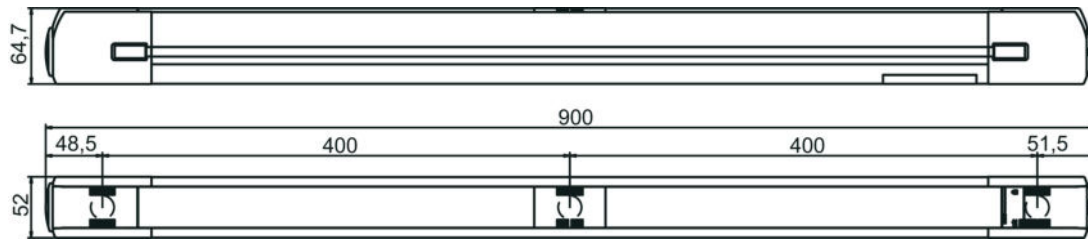
### Classification

Customs tariff number	85365019
eCl@ss 8.0	27272703
eCl@ss 9.0	27272703
ETIM 5.0	EC001832
ETIM 6.0	EC001832

## Dimensioned drawings

All dimensions in millimeters

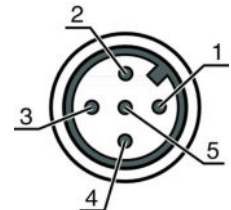
Part no.: 66501201 – MLD500-T3/A – Multiple light beam safety device



## Electrical connection

Connection 1	
Type of connection	Connector
Function	Machine interface
Thread size	M12
Type	Male
Material	Metal
No. of pins	5 -pin
Encoding	A-coded

Pin	Pin assignment	Conductor color
1	AS-i+	Brown
2	n.c.	White
3	AS-i-	Blue
4	n.c.	Black
5	n.c.	Gray




## Operation and display



### LEDs

LEDs per light axis	Meaning
Green, continuous light	Transmitted beam active
Off	Transmitted beam not active

## Suitable receivers

	Part no.	Designation	Article	Description
	66533201	MLD510-R3/A	Multiple light beam safety device receiver	Number of beams: 3 Piece(s) Beam spacing: 400 mm Response time: 30 ms Type of interface: AS-Interface Safety at Work Connection: Connector, M12, Metal, 5 -pin

## Part no.: 66501201 – MLD500-T3/A – Multiple light beam safety device

	Part no.	Designation	Article	Description
	66533202	MLD510-R3E/A	Multiple light beam safety device receiver	Number of beams: 3 Piece(s) Beam spacing: 400 mm Response time: 30 ms Type of interface: AS-Interface Safety at Work Connection: Connector, M12, Metal, 5 -pin Special design: Connection socket for external muting indicator
	66534201	MLD510-R3M/A	Multiple light beam safety device receiver	Number of beams: 3 Piece(s) Beam spacing: 400 mm Response time: 30 ms Type of interface: AS-Interface Safety at Work Connection: Connector, M12, Metal, 5 -pin Special design: Integrated muting indicator, Integrated status indicator

## Part number code

Part designation: **MLDxyy-zab/t**

MLD	Multiple light beam safety device
x	<b>Series:</b> 3: MLD 300 5: MLD 500
yy	<b>Function classes:</b> 00: transmitter 10: automatic restart 12: external testing 20: EDM/RES 30: muting 35: timing controlled 4-sensor muting
z	<b>Device type:</b> T: transmitter R: receiver RT: transceiver xT: transmitter with high range xR: receiver for high range
a	Number of beams
b	<b>Option:</b> L: integrated laser alignment aid (for transmitter/receiver) M: integrated status indicator (MLD 320, MLD 520) or integrated status and muting indicator (MLD 330, MLD 335, MLD 510/A, MLD 530, MLD 535) E: connection socket for external muting indicator (AS-i models only)
/t	<b>Safety-related switching outputs (OSSDs), connection technology:</b> -: transistor output, M12 plug A: integrated AS-i interface, M12 plug, (safety bus system)



### Note

A list with all available device types can be found on the Leuze electronic website at [www.leuze.com](http://www.leuze.com).



Part no.: 66501201 – MLD500-T3/A – Multiple light beam safety device

## Accessories



### Connection technology - Connection cables

	Part no.	Designation	Article	Description
	50133859	KD S-M12-5A-P1-020	Connection cable	Connection 1: Connector, M12, Axial, Female, A-coded, 5 -pin Connection 2: Open end Shielded: Yes Cable length: 2,000 mm Sheathing material: PUR
	50136146	KD S-M12-5A-P1-250	Connection cable	Connection 1: Connector, M12, Axial, Female, A-coded, 5 -pin Connection 2: Open end Shielded: Yes Cable length: 10,000 mm Sheathing material: PVC

### Mounting technology - Swivel mounts

	Part no.	Designation	Article	Description
	560340	BT-SET-240BC	Mounting bracket set	Fastening, at system: Through-hole mounting Mounting bracket, at device: Clampable Type of mounting device: Turning, 240° Material: Metal
	540350	BT-SET-240BC-E	Mounting bracket set	Fastening, at system: Through-hole mounting Mounting bracket, at device: Clampable Type of mounting device: Turning, 240° Material: Metal, Plastic

## Services

	Part no.	Designation	Article	Description
	S981050	CS40-I-140	Safety inspection "Safety light barriers"	Details: Checking of a safety light barrier application in accordance with current standards and guidelines. Inclusion of the device and machine data in a database, production of a test log per application. Conditions: It must be possible to stop the machine, support provided by customer's employees and access to the machine for Leuze employees must be ensured. Restrictions: Travel costs and accommodation expenses charged separately and according to expenditure.
	S981046	CS40-S-140	Start-up support	Details: For safety devices including stopping time measurement and initial inspection. Conditions: Devices and connection cables are already mounted, price not including travel costs and, if applicable, accommodation expenses. Restrictions: Max. 2 h., no mechanical (mounting) and electrical (wiring) work performed, no changes (attachments, wiring, programming) to third-party components in the nearby environment.

### Note

A list with all available accessories can be found on the Leuze electronic website in the Download tab of the article detailed page.