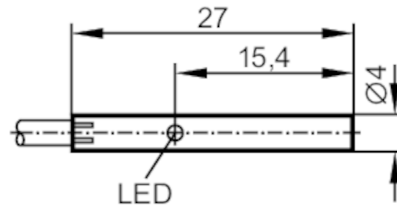


IZ5047



Inductive sensor

IZB31,5-BPKG/2M PVC



Product characteristics

Electrical design	PNP
Output function	normally open
Sensing range [mm]	1.5
Housing	cylindrical
Dimensions [mm]	Ø 4 / L = 27

Electrical data

Operating voltage [V]	10...30 DC
Current consumption [mA]	10; (24 V)
Reverse polarity protection	yes

Outputs

Electrical design	PNP
Output function	normally open
Max. voltage drop switching output DC [V]	3
Permanent current rating of switching output DC [mA]	100
Switching frequency DC [Hz]	1800
Short-circuit protection	yes
Type of short-circuit protection	pulsed
Overload protection	yes

Detection zone

Sensing range [mm]	1.5
Real sensing range Sr [mm]	1.5 ± 10 %
Operating distance [mm]	0...1.2

Accuracy / deviations

Correction factor	steel: 1 / stainless steel: 0.7 / brass: 0.5 / aluminium: 0.4 / copper: 0.3
Hysteresis [% of Sr]	< 15
Switch point drift [% of Sr]	-10...10

Operating conditions

Ambient temperature [°C]	-25...80
Protection	IP 67

IZ5047



Inductive sensor

IZB31,5-BPKG/2M PVC

Tests / approvals		
EMC	EN 60947-5-2	
	EN 55011	class B
MTTF [years]	835	
UL approval	Ta	0...40 °C
	voltage supply	Class 2
	File number UL	E174191

Mechanical data		
Weight [g]	54.5	
Housing	cylindrical	
Mounting	non-flush mountable	
Dimensions [mm]	Ø 4 / L = 27	
Materials	housing: stainless steel; sensing face: POM	

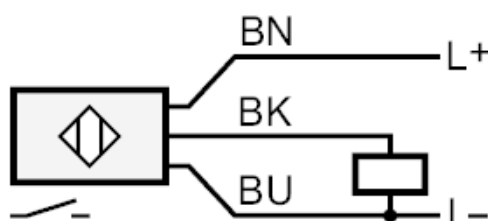
Displays / operating elements		
Display	switching status	4 x 90° LED, red

Accessories		
Accessories (supplied)	Mounting clamps: 1	

Remarks		
Pack quantity	1 pcs.	

Electrical connection		
Cable: 2 m, PVC; 3 x 0.14 mm ²		

Connection



Core colours :

- BK = black
- BN = brown
- BU = blue

IZ5047

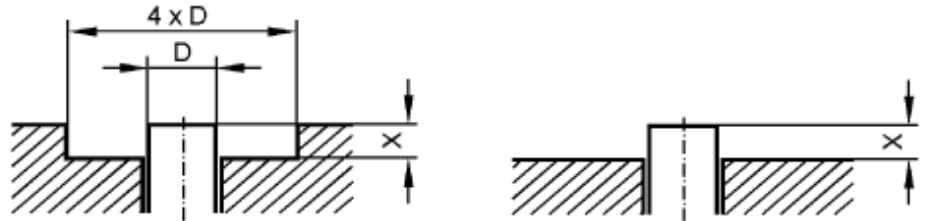


Inductive sensor

IZB31,5-BPKG/2M PVC

Diagrams and graphs

Installation



If S_r varies by $< 10\%$ the following free space must be maintained ferromagnetic materials $X > 1.5\text{ mm}$ other metals $X > 3.0\text{ mm}$