



Identification & Labeling > Pre-Printed Markers > STD SNAP-ON MARKERS



Marker Style: **Snap-On**

Marker Size: **STD 24**

Compatible Cable Diameter Range: **15 – 19 mm [.59 – .75 in]**

Marker Cut: **Straight**

Printed Marking: **7**

[All STD SNAP-ON MARKERS \(881\)](#)

Features

Body Features

| | |
|--------------|---------|
| Marker Style | Snap-On |
| Marker Size | STD 24 |

Dimensions

| | |
|---------------------------------|---------------------------|
| Compatible Cable Diameter Range | 15 – 19 mm [.59 – .75 in] |
|---------------------------------|---------------------------|

Printer/Label Features

| | |
|-----------------|----------|
| Marker Cut | Straight |
| Printed Marking | 7 |

Packaging Features


| | |
|--------------------|-----|
| Packaging Method | Box |
| Packaging Quantity | 50 |

Other

| | |
|-----------------------|-------|
| Printed Marking Color | Black |
|-----------------------|-------|

Product Compliance

[For compliance documentation, visit the product page on TE.com>](#)





| | |
|---|---|
| EU RoHS Directive 2011/65/EU | Compliant |
| EU ELV Directive 2000/53/EC | Compliant |
| China RoHS 2 Directive MIIT Order No 32, 2016 | No Restricted Materials Above Threshold |
| EU REACH Regulation (EC) No. 1907/2006 | Current ECHA Candidate List: JAN 2021 (211) Candidate List Declared Against: JAN 2021 (211) Does not contain REACH SVHC |
| Halogen Content | Low Halogen - Br, Cl, F, I < 900 ppm per homogenous material. Also BFR/CFR/PVC Free |
| Solder Process Capability | Not applicable for solder process capability |

Product Compliance Disclaimer

This information is provided based on reasonable inquiry of our suppliers and represents our current actual knowledge based on the information they provided. This information is subject to change. The part numbers that TE has identified as EU RoHS compliant have a maximum concentration of 0.1% by weight in homogenous materials for lead, hexavalent chromium, mercury, PBB, PBDE, DBP, BBP, DEHP, DIBP, and 0.01% for cadmium, or qualify for an exemption to these limits as defined in the Annexes of Directive 2011/65/EU (RoHS2). Finished electrical and electronic equipment products will be CE marked as required by Directive 2011/65/EU. Components may not be CE marked. Additionally, the part numbers that TE has identified as EU ELV compliant have a maximum concentration of 0.1% by weight in homogenous materials for lead, hexavalent chromium, and mercury, and 0.01% for cadmium, or qualify for an exemption to these limits as defined in the Annexes of Directive 2000/53/EC (ELV). Regarding the REACH Regulation, the information TE provides on SVHC in articles for this part number is based on the latest European Chemicals Agency (ECHA) ‘Guidance on requirements for substances in articles’ posted at this URL: <https://echa.europa.eu/guidance-documents/guidance-on-reach>

Compatible Parts



Also in the Series | Agastat 7000

STD24Y-7

Agastat 7000, Pre-Printed Markers, Snap-On, STD 24 Marker Size, Compatible Cable
Diameter Range 15 – 19 mm [.59 – .75 in], Straight Cut

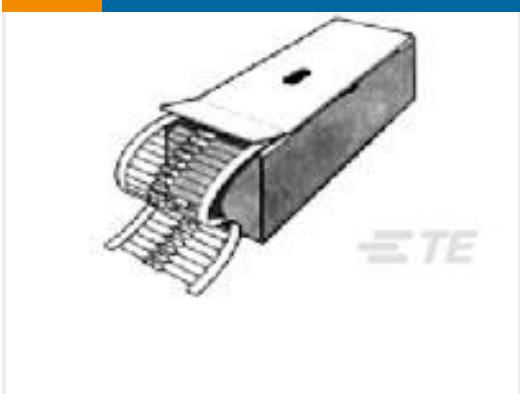


Pre-Printed Markers(888)



Time Delay Relays(214)

Customers Also Bought



TE Part #1-2176080-9
EP 9W 10K 5%



TE Part #537750-000
STD SNAP-ON MARKERS



TE Part #9-1768016-7
CSL SELF LAMINATING POLYESTER LABELS



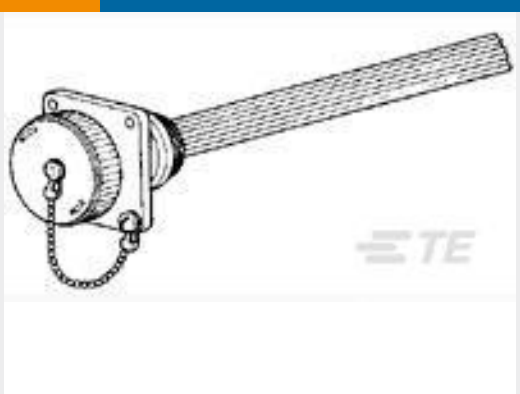
TE Part #1-2103124-5
PRESS-FIT & SMT HEADER



TE Part #ZPF000000000008767
983-6SE 10-06 SN



TE Part #3384730001
TMS-SCE-1K-1/8-2.0-S1-5



TE Part #208680-2
SEALING CAP ASSY,SZ 23,CPC

Documents

Product Drawings

STD24Y-7

English

Datasheets & Catalog Pages

STD and STB Technical Datasheet

English

IDENTIFICATION SELECTION GUIDE

English

Product Specifications

RW-2538 STD and STB work instruction

English