

## Slip Shafts with Joints PW

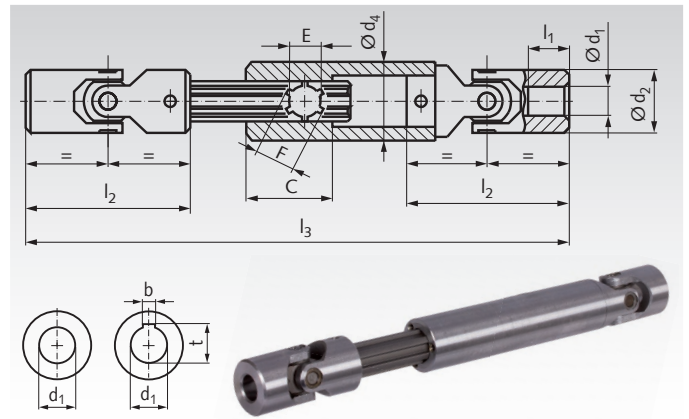
**Material:** Steel 35SMnPb10, Bearing Parts 18NiCrMo5Pb,  
Splined shaft C45 cold drawn.

Max. Operating Angle per Joint 45°.

Optionally without or with keyway DIN 6885-1, on both sides.

**Other lengths on request.**

**Note:** The joints must be aligned correctly. For this, there are two markings on the product. The markings must be arranged next to each other. See page 440.



Ordering Details: e.g.: Product No. 631 820 00, slip shaft PW, 10 mm Bores, without Keyway

Product No. without keyway.	Product No. with keyway	d <sub>1</sub> <sup>H7</sup> mm	d <sub>2</sub> mm	d <sub>4</sub> mm	l <sub>1</sub> mm	l <sub>2</sub> mm	l <sub>3</sub> min. mm	l <sub>3</sub> max. mm	C mm	E mm	F mm	b <sup>JS9</sup> mm	t mm	perm. max. Torques at different Speeds			Weight kg
														100 min <sup>-1</sup> Nm	400 min <sup>-1</sup> Nm	800 min <sup>-1</sup> Nm	
631 820 00	631 820 00N	10	22	22	10	45	170	230	40	11	14	3	11,4	32,5	16,9	9,7	0,37
631 826 00	631 826 00N	12	25	26	11	50	200	270	45	13	16	4	13,8	56	22,1	15,6	0,58
631 829 00	631 829 00N	14	29	29	13	56	210	280	45	13	16	5	16,3	89	47	35	0,85
631 832 00	631 832 00N	16	32	32	15	65	250	340	45	16	20	5	18,3	112	75	47	1,15
631 837 00	631 837 00N	18	37	37	17	72	270	370	45	16	20	6	20,8	203	94	-	1,56
631 840 00	631 840 00N	20	40	40	19	82	290	390	45	18	22	6	22,8	312	125	-	2,08
631 847 00	631 847 00N	22	47	47	22	95	330	430	48	21	25	6	24,8	312	125	-	3,33
631 850 00	631 850 00N	25	50	47	26	108	350	450	48	23	28	8	28,3	499	187	-	3,79
631 858 00	631 858 00N	30	58	60	30	122	400	510	50	26	32	8	33,3	562	203	-	5,59

## Slip Shafts with Joints with Needle-Roller Bearings PWN

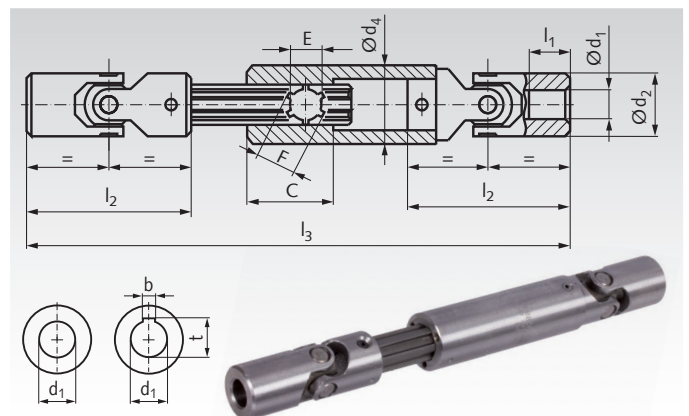
**Material:** Steel 35SMnPb10. Splined shaft C45 cold drawn.

Max. Operating Angle per Joint 45°.

Optionally without or with keyway DIN 6885-1, on both sides.

**Other lengths on request.**


**Note:** The joints must be aligned correctly. For this, there are two markings on the product. The markings must be arranged next to each other. See page 440.



Ordering Details: e.g.: Product No. 631 920 00, slip shaft PWN, 10 mm Bores, without Keyway

Product No. without keyway.	Product No. with keyway	d <sub>1</sub> <sup>H7</sup> mm	d <sub>2</sub> mm	d <sub>4</sub> mm	l <sub>1</sub> mm	l <sub>2</sub> mm	l <sub>3</sub> min. mm	l <sub>3</sub> max. mm	C mm	E mm	F mm	b <sup>JS9</sup> mm	t mm	perm. max. Torques at different Speeds			Weight kg
														250 min <sup>-1</sup> Nm	1000 min <sup>-1</sup> Nm	4000 min <sup>-1</sup> Nm	
631 920 00	631 920 00N	10	20	22	18	62	170	200	40	11	14	3	11,4	26,4	16,8	10,8	0,33
631 925 00	631 925 00N	14	25	26	20	74	220	270	45	13	16	5	16,3	40,8	28,8	21,6	0,58
631 932 00	631 932 00N	16	32	32	24	86	250	320	45	16	20	5	18,3	78	54	38	1,15
631 937 00	631 937 00N	18	37	37	17	72	270	370	45	16	20	6	20,8	90	60	43	1,56
631 940 00	631 940 00N	20	40	40	30	108	290	360	45	18	22	6	22,8	168	120	78	2,08
631 947 00	631 947 00N	22	47	47	22	95	330	430	48	21	25	6	24,8	194	130	85	3,33
631 950 00	631 950 00N	25	50	47	38	132	350	435	48	23	28	8	28,3	240	156	102	3,79
631 963 00	631 963 00N	30	63	60	45	166	400	490	50	32	38	8	33,3	360	276	168	6,00
631 970 00	631 970 00N	35	70	70	35	140	500	600	70	32	38	10	38,3	391	284	-	10,00

**Bellows**  
page 453



**Reworking within  
24h-service possible.  
Custom made parts  
on request.**