



FUSELESS LOAD FEEDER DIRECT START, 400V AC, SZ. S00, 2.2...3.2A, 3KW, 24 V DC WITH DIODE (INTEGRATED) SCREW CONNECTION FOR 600MM BUSBAR SYSTEMS, TYPE OF COORDINATION 2, IQ = 150KA (ALSO SATISFIES TYPE OF COORDINATION 1) 1NO (CONTACTOR)

Figure similar

|  |  |  |
|--|--|--|
| product brand name   |  | SIRIUS   |
| Product designation  |  | non-fused load feeders 3RA2  |
| <b>Manufacturer article number</b>   |  |  |
| <ul style="list-style-type: none"> <li>• of the supplied contactor</li> <li>• of the supplied circuit-breakers</li> <li>• of the supplied busbar adapter</li> <li>• of the supplied link module</li> </ul> |  | <a href="#">3RT2015-1FB41</a><br><a href="#">3RV2011-1DA10</a><br><a href="#">8US1251-5DS10</a><br><a href="#">3RA1921-1DA00</a> |

### General technical data:

|  |    |            |
|--|----|------------|
| <b>Insulation voltage</b>  |    |            |
| <ul style="list-style-type: none"> <li>• with degree of pollution 3 Rated value</li> </ul> | V  | 690        |
| <b>Shock resistance</b>  |    |            |
| <ul style="list-style-type: none"> <li>• acc. to IEC 60068-2-27</li> </ul>                 |    | 6g / 11 ms |
| <b>Surge voltage resistance Rated value</b>  | kV | 6          |
| <b>Type of assignment</b>  |    | 2          |
| <b>Protection class IP</b>   |    |            |
| <ul style="list-style-type: none"> <li>• on the front</li> </ul>                           |    | IP20       |

### Main circuit:

|  |    |             |
|--|----|-------------|
| <b>Number of poles for main current circuit</b>  |    | 3           |
| <b>Adjustable response value current of the current-dependent overload release</b>                     | A  | 2.2 ... 3.2 |
| <b>Operating voltage</b>   |    |             |
| <ul style="list-style-type: none"> <li>• Rated value</li> <li>• at AC-3 Rated value maximum</li> </ul> | V  | 690         |
|  | V  | 690         |
| Operating frequency Rated value  | Hz | 50 ... 60   |
| <b>Operating current</b>   |    |             |

|  |  |  |
|--|--|--|
| <ul style="list-style-type: none"> <li>• at AC-3 <ul style="list-style-type: none"> <li>— at 400 V Rated value</li> </ul> </li> </ul>  | A  | 2.7                                    |
| <b>Operating power</b>   |  |  |
| <ul style="list-style-type: none"> <li>• at AC-3 <ul style="list-style-type: none"> <li>— at 400 V Rated value</li> <li>— at 500 V Rated value</li> <li>— at 690 V Rated value</li> </ul> </li> </ul>  | W<br>W<br>W  | 1 100<br>1 500<br>2 200                |
| <b>Control circuit/ Control:</b>   |  |  |
| <b>Control supply voltage for DC</b>   |  |  |
| <ul style="list-style-type: none"> <li>• Rated value</li> </ul>  | V  | 24                                     |
| <b>Holding power of the magnet coil for DC</b>   | W  | 4                                      |
| <b>Auxiliary circuit:</b>  |  |  |
| <b>Product expansion Auxiliary switch</b>  |  | Yes                                    |
| <b>Protective and monitoring functions:</b>  |  |  |
| <b>Trip class</b>  |  | CLASS 10                               |
| <b>Design of the overload circuit breaker</b>  |  | thermal (bimetallic)                   |
| <b>UL/CSA ratings:</b>   |  |  |
| <b>Full-load current (FLA) for three-phase AC motor</b>  |  |  |
| <ul style="list-style-type: none"> <li>• at 480 V Rated value</li> </ul>   | A  | 3.2                                    |
| <b>yielded mechanical performance [hp]</b>   |  |  |
| <ul style="list-style-type: none"> <li>• for three-phase AC motor at 200/208 V Rated value</li> <li>• for three-phase AC motor at 220/230 V Rated value</li> <li>• for three-phase AC motor at 460/480 V Rated value</li> <li>• for three-phase AC motor at 575/600 V Rated value</li> </ul> | metric<br>hp<br>metric<br>hp<br>metric<br>hp<br>metric<br>hp | 0.5<br>0.75<br>1.5<br>2                |
| <b>Short-circuit:</b>  |  |  |
| <b>Product function Short circuit protection</b>   |  | Yes                                    |
| <b>Design of the short-circuit trip</b>  |  | magnetic                               |
| <b>Conditional short-circuit current (I<sub>q</sub>)</b>   |  |  |
| <ul style="list-style-type: none"> <li>• at 690 V acc. to IEC 60947-4-1 Rated value</li> <li>• at 400 V acc. to IEC 60947-4-1 Rated value</li> <li>• at 500 V acc. to IEC 60947-4-1 Rated value</li> </ul>   | A<br>A<br>A  | 10 000<br>153 000<br>100 000           |
| <b>Installation/ mounting/ dimensions:</b>   |  |  |
| <b>mounting position</b>   |  | vertical                               |
| <b>Mounting type</b>   |  | for snapping onto 60 mm busbar systems |
| <b>Height</b>  | mm   | 200                                    |
| <b>Width</b>   | mm   | 45                                     |
| <b>Depth</b>   | mm   | 155.1                                  |

| Required spacing     |    |    |
|----------------------|----|----|
| • for grounded parts |    |    |
| — forwards           | mm | 0  |
| — Backwards          | mm | 0  |
| — upwards            | mm | 20 |
| — at the side        | mm | 9  |
| — downwards          | mm | 10 |
| • for live parts     |    |    |
| — forwards           | mm | 0  |
| — Backwards          | mm | 0  |
| — upwards            | mm | 20 |
| — downwards          | mm | 10 |
| — at the side        | mm | 9  |

#### Connections/ Terminals:

| Type of electrical connection |  |                      |
|-------------------------------|--|----------------------|
| • for main current circuit    |  |                      |
|                               |  | screw-type terminals |

#### Safety related data:

|   |   |             |
|---|---|-------------|
| <b>B10 value with high demand rate acc. to SN 31920</b> |   | 1 000 000   |
| <b>Proportion of dangerous failures</b>                 |   |             |
| • with high demand rate acc. to SN 31920                | % | 73          |
| <b>Protection against electrical shock</b>              |   | finger-safe |

#### Mechanical data:

|                                    |  |     |
|------------------------------------|--|-----|
| <b>Size of the circuit-breaker</b> |  | S00 |
| <b>Size of load feeder</b>         |  | S00 |

#### Ambient conditions:

| Ambient temperature |    |             |
|---------------------|----|-------------|
| • during operation  | °C | -20 ... +60 |
| • during storage    | °C | -50 ... +80 |
| • during transport  | °C | -50 ... +80 |

#### Certificates/ approvals:

|                          |                                |                           |                   |
|--------------------------|--------------------------------|---------------------------|-------------------|
| General Product Approval | For use in hazardous locations | Declaration of Conformity | Test Certificates |
|--------------------------|--------------------------------|---------------------------|-------------------|



[Declaration of the Compliance with the order](#)

|                   |                   |       |
|-------------------|-------------------|-------|
| Test Certificates | Shipping Approval | other |
|-------------------|-------------------|-------|

[Special Test Certificate](#)



[Environmental Confirmations](#)

[Declaration of Conformity](#)

|       |
|-------|
| other |
|-------|

[other](#)

#### Further information

**Information- and Downloadcenter (Catalogs, Brochures,...)**

<http://www.siemens.com/industrial-controls/catalogs>

**Industry Mall (Online ordering system)**

<http://www.siemens.com/industrymall>

**Cax online generator**

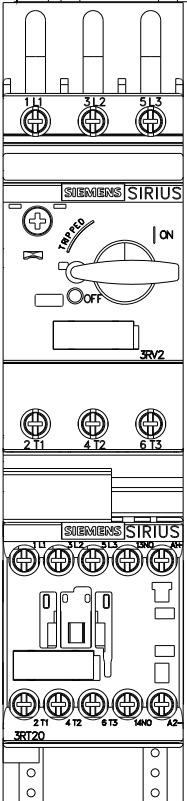
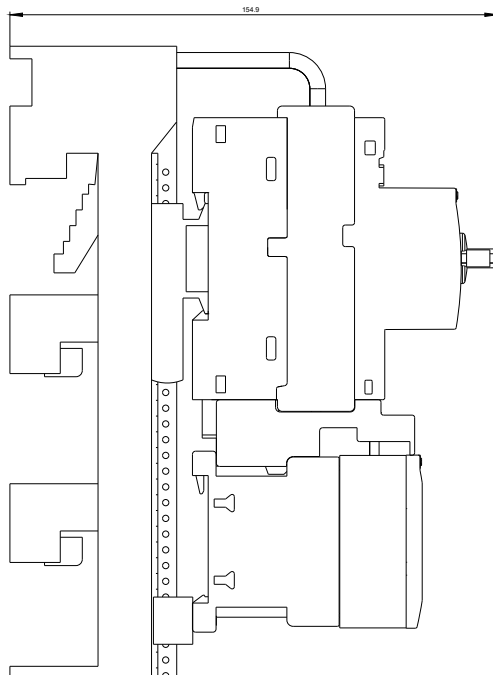
<http://support.automation.siemens.com/WW/CAXorder/default.aspx?lang=en&mlfb=3RA21101DD151FB4>

**Service&Support (Manuals, Certificates, Characteristics, FAQs,...)**

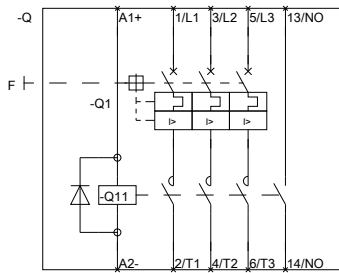
<http://support.automation.siemens.com/WW/view/en/3RA21101DD151FB4/all>

**Image database (product images, 2D dimension drawings, 3D models, device circuit diagrams, EPLAN macros, ...)**

[http://www.automation.siemens.com/bilddb/cax\\_de.aspx?mlfb=3RA21101DD151FB4&lang=en](http://www.automation.siemens.com/bilddb/cax_de.aspx?mlfb=3RA21101DD151FB4&lang=en)



DREIFACHHERABZWEIG, SICHERUNGSL.



DREIWECHSELN FÜR DRITTSCHWELLEN S00

last modified:

11.03.2015