

2D/3D Profile Sensor

MLSL124 LASER


Part Number

weCat3D



- Compact, lightweight design – even suitable for robot applications
- Precise measuring range resolution X (> 1200 measuring points)
- Up to 3.6 million measuring points per second

2D/3D Profile Sensors project a laser line onto the object to be detected and generate an accurate, linearized height profile with an internal camera which is set up at a triangulation angle. Thanks to its uniform, open interface, the weCat3D series can be incorporated by means of the DLL program library or the GigE Vision standard without an additional control unit. Alternatively, wenglor offers its own software packages for implementing your application.



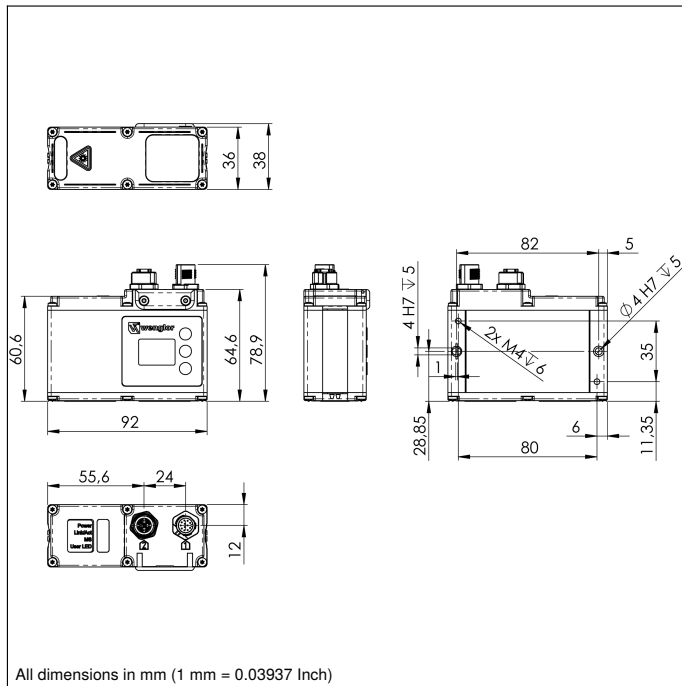
Technical Data

Optical Data	
Working range Z	100...500 mm
Measuring range Z	400 mm
Measuring range X	70...280 mm
Linearity Deviation	200 µm
Resolution Z	12,4...160 µm
Resolution X	68...246 µm
Light Source	Laser (red)
Wavelength	660 nm
Laser Class (EN 60825-1)	2M
Max. Ambient Light	5000 Lux
Electrical Data	
Supply Voltage	18...30 V DC
Current Consumption (Ub = 24 V)	300 mA
Measuring Rate	200...4000 /s
Subsampling	800...4000 /s
Temperature Range	0...45 °C
Storage temperature	-20...70 °C
Inputs/Outputs	4
Switching Output Voltage Drop	< 1,5 V
Switching Output/Switching Current	100 mA
Short Circuit Protection	yes
Reverse Polarity Protection	yes
Overload Protection	yes
Interface	Ethernet TCP/IP
Baud Rate	100/1000 Mbit/s
Protection Class	III
FDA Accession Number	1710274-001
Mechanical Data	
Housing Material	Aluminium; Plastic
Degree of Protection	IP67
Connection	M12 × 1; 12-pin
Type of Connection Ethernet	M12 × 1; 8-pin, X-cod.
Optic Cover	Plastic
Weight	290 g
Web server	yes
Configurable as PNP/NPN/Push-Pull	●
Switchable to NC/NO	●
Connection Diagram No.	1022 1034
Control Panel No.	X2 A22
Suitable Connection Equipment No.	50 87
Suitable Mounting Technology No.	343

Display brightness may decrease with age. This does not result in any impairment of the sensor function.

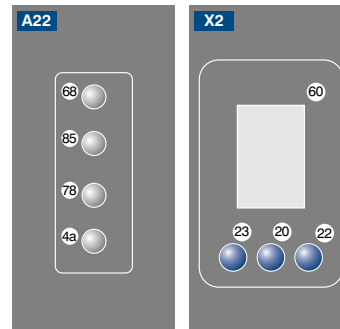
Complementary Products

Control Unit
Cooling Unit ZLSK001
Protective Housing ZLSS003
Protective Screen Retainer ZLSS001
Software
Switch EHSS001

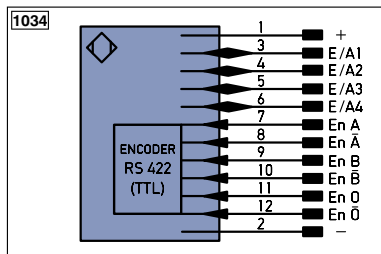
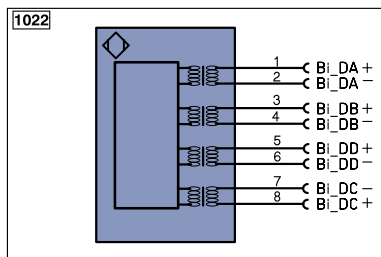


All dimensions in mm (1 mm = 0.03937 Inch)

Ctrl. Panel



20 = Enter Button
22 = UP Button
23 = Down Button
4a = User LED
60 = Display
68 = Supply Voltage Indicator
78 = Module status
85 = Link/Act LED



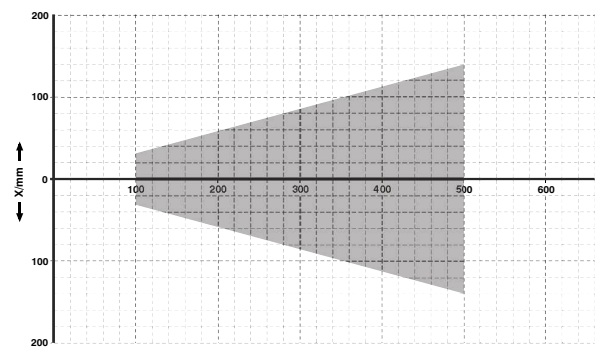
Legend

+	Supply Voltage +	PT	Platinum measuring resistor
-	Supply Voltage 0 V	nc	not connected
~	Supply Voltage (AC Voltage)	U	Test Input
A	Switching Output (NO)	U	Test Input inverted
Ä	Switching Output (NC)	W	Trigger Input
V	Contamination/Error Output (NO)	W-	Ground for the Trigger Input
V	Contamination/Error Output (NC)	O	Analog Output
E	Input (analog or digital)	O-	Ground for the Analog Output
T	Teach Input	BZ	Block Discharge
Z	Time Delay (activation)	AWV	Valve Output
S	Shielding	a	Valve Control Output +
RxD	Interface Receive Path	b	Valve Control Output 0 V
TxD	Interface Send Path	SY	Synchronization
RDY	Ready	SY-	Ground for the Synchronization
GND	Ground	E+	Receiver-Line
CL	Clock	S+	Emitter-Line
E/A	Output/Input programmable	±	Grounding
IO-Link	IO-Link	SnR	Switching Distance Reduction
PoE	Power over Ethernet	Rx+/-	Ethernet Receive Path
IN	Safety Input	Tx+/-	Ethernet Send Path
OSSD	Safety Output	Bus	Interfaces-Bus A(+)/B(-)
Signal	Signal Output	La	Emitted Light disengageable
Bi_D+/-	Ethernet Gigabit bidirect. data line (A-D)	Mag	Magnet activation
EN0 RS422	Encoder 0-pulse 0-0 (TTL)	RES	Input confirmation
		EDM	Contactur Monitoring

ENAR5422	Encoder A/Ä (TTL)
EN0RS422	Encoder B/B (TTL)
ENa	Encoder A
ENb	Encoder B
AMIN	Digital output MIN
AMAX	Digital output MAX
AOK	Digital output OK
SY in	Synchronization In
SY OUT	Synchronization OUT
OLt	Brightness output
M	Maintenance
rsv	reserved
Wire Colors according to IEC 60757	
BK	Black
BN	Brown
RD	Red
OG	Orange
YE	Yellow
GN	Green
BU	Blue
VT	Violet
GY	Grey
WH	White
PK	Pink
GNYE	Green/Yellow

Measuring field X, Z

MLSL1x4



Z = Working distance

X = Measuring Range

