






Ampère	Poles	110 V 50 a. 60 Hz			230 V 50 a. 60 Hz			400 V 50 a. 60 Hz			500 V 50 a. 60 Hz			> 50 - 500 V 100 - 300 Hz			> 50 - 500 V over 300 - 500 Hz				
		3pole 4h	4pole 4h	5pole 4h	3pole 6h	4pole 9h	5pole 9h	3pole 9h	4pole 6h	5pole 6h	3pole 7h	4pole 7h	5pole 7h	3pole 10h	4pole 10h	5pole 10h	3pole 2h	4pole 2h	5pole 2h		

Part numbers


	16	4	310 404 SL	310 409 SL	310 406 SL	310 407 SL	310 410 SL	310 402 SL	10/60	261
	16	5	310 504 SL	310 509 SL	310SL				10/60	304
	32	3	330 304 SL	330 306 SL	330 309 SL				10/60	323
	32	4	330 404 SL	330 409 SL	330 406 SL	330 407 SL	330 410 SL	330 402 SL	10/60	342
	32	5	330 504 SL	330 509 SL	330 SL				10/60	371


330SL

Screwless couplers with insulation displacement technique, IP 44 , with cable gland

	16	3	310 304 CK	310 306 CK	CK = plugs with crimp contacts, screwless, click-together assembly, nonrewireable, tamper proof, maintenance-free				10	155
	16	3	310 304 SK	310 306 SK	SK = plugs with screw terminals, rewireable				10	160


310306 CK

Couplers with crimp contacts, IP 44 

	16	4	310 404	310 409	310 406	310 407	310 410	310 402	10	248
	16	5	310 504	310 509	310				10/60	270
	32	3	330 304	330 306	330 309				10	312
	32	4	330 404	330 409	330 406	330 407	330 410	330 402	10	328
	32	5	330 504	330 509	330				10/60	363


330

Couplers  IP 44, with screw terminals, with cable gland

	16	3	315 304	315 306	315 309				10	140
---	----	---	---------	----------------	---------	--	--	--	----	-----


315 306

Couplers IP 44 , with inverted cable entry

	16	3	311 304	311 306	311 309				10	147	
	16	4	311 404	311 409	311 406	311 407	311 410	311 402	10	197	
	16	5	311 504	311 509	311				10	214	
	16	5	311 NI (with nickel plated contacts + glass-fibre reinforced enclosure)							10	214
	32	3	331 304	331 306	331 309				10	265	
	32	4	331 404	331 409	331406	331 407	331 410	331 402	10	278	
	32	5	331 504	331 509	331				10	300	
	32	5	331 NI (with nickel plated contacts + glass-fibre reinforced enclosure)							10	300
	63	3	361 304	361 306	361 309				5	656	
	63	4	361 404	361 409	361 406	361 407	361 410	361 402	5	771	
	63	5	361 504	361 509	361				5	787	
	63	5	361 NI (with nickel plated contacts + glass-fibre reinforced enclosure)							5	787


331

Couplers IP 44 , with gland entry

	16	3	310 304	310 306	310 309				10/60	150	
	16	3	310 306 AS (lockable with padlock (padlock not included))							10	
	16	5					310 NI	(with nickel plated contacts and		10	228
	32	5					330 NI	glass-fibre reinforced enclosure)		10	317
	63	5					360 NI			5	782
	63	3	360 304	360 306	360 309				5	672	
	63	4	360 404	360 409	360 406	360 407	360 410	360 402	5	719	
63	5	360 504	360 509	360				5	782		

310 306

360

Couplers  IP 44, with screw terminals, with flexible cable entry





Ampère	Poles	110 V 50 a. 60 Hz	230 V 50 a. 60 Hz	400 V 50 a. 60 Hz	500 V 50 a. 60 Hz	> 50 - 500 V 100 - 300 Hz	> 50 - 500 V over 300 - 500 Hz		
		3pole 4h 4pole 4h 5pole 4h	3pole 6h 4pole 9h 5pole 9h	3pole 9h 4pole 6h 5pole 6h	3pole 7h 4pole 7h 5pole 7h	3pole 10h 4pole 10h 5pole 10h	3pole 2h 4pole 2h 5pole 2h		

Part numbers

3



319306

16	3	319 304	319 306	319 309				10	172
----	---	---------	----------------	---------	--	--	--	----	-----

Couplers ☹ IP 67, with screw terminals and gland entry



339 cable gland

new design

16	4	319 404	319 409	319 406	319 407	319 410	319 402	10	268
16	5	319 504	319 509	319				10	298
32	3	339 304	339 306	339 309				10	351
32	4	339 404	339 409	339 406	339 407	339 410	339 402	10	369
32	5	339 504	339 509	339				10	415

The couplers come with new design and with cable gland. Additionally they are also available as **screwless version** with IDC insulation displacement connection. To order a coupler as screwless version, just add „SL“ to the part number, e.g. 319SL.

Couplers ☹ IP 67, with screw terminals or as screwless SL version with IDC technique and cable gland



suitable for devices with cable gland

A holding plate allows you to suspend a plug/coupler with cable gland from the ceiling.

for a **16 A** plug/coupler use holding plate no.: **314 500**
for a **32 A** plug/coupler use holding plate no.: **334 500**

314 500

Holding plates, useable for plugs and couplers with cable gland



339 NI

369

16	5			319 NI				10	255
32	5			339 NI	<i>with nickel plated contacts + glass-fibre reinforced enclosure</i>			10	350
63	5			369 NI				5	849
63	3	369 304	369 306	369 309				5	758
63	4	369 404	369 409	369 406	369 407	369 410	369 402	5	796
63	5	369 504	369 509	369				5	844
125	3	379 304	379 306	379 309				2	1362
125	4	379 404	379 409	379 406	379 407	379 410	379 402	2	1536
125	5	379 504	379 509	379				2	1710

Couplers IP 67 ☹, with gland entry, with multi contact



316 306

16	3	316 304	316 306	316 309				10	138
----	---	---------	----------------	---------	--	--	--	----	-----

Angled couplers IP 44 ⚠



317 306

16	3		317 306					10	152
----	---	--	----------------	--	--	--	--	----	-----

Angled coupler IP 44 ⚠, with Schuko socket on reverse side