



Features:

- Long operating life
- Energy efficiency
- Low thermal resistance
- Compact design
- Instant light
- Fully dimmable
- No UV
- Superior ESD protection

**RoHS
Compliant**

Typical Applications:

- Reading lights
- Portable light
- Orientation
- Entertainment
- Garden
- Security light
- Ceiling light
- Architectural lighting
- General lighting
- Jewel display illumination

Absolute Maximum Ratings:

Parameter	1W
DC Forward Current	350mA
Peak Pulse Current	500mA
LED Junction Temperature	110°C
Operating Temperature	-30°C to +100°C
Storage Temperature	-40°C to +120°C
Soldering Temperature	Manual 260°C(max) 5 Seconds
Reverse Voltage	Manual 260°C (max) 5 Seconds

Flux Characteristics at 350mA, Junction Temperature, T_j=25°C

Colour	Minimum Luminous Flux(lm)	Typical Luminous Flux(lm)	Max. Luminous Flux(lm)	Beam Pattern
Amber	40	50	-	Lambertian

Notes:

1. Luminous flux is measured with an accuracy of ±10%

Optical Characteristics at 350mA, Junction Temperature, T_j=25°C

Colour	Dominant Wavelength λ _d Peak Wavelength λ _p or Colour Temperature (CCT)		Viewing Angle Degree
	Min.	Max.	
Amber	585 nm	595 nm	135

Notes:

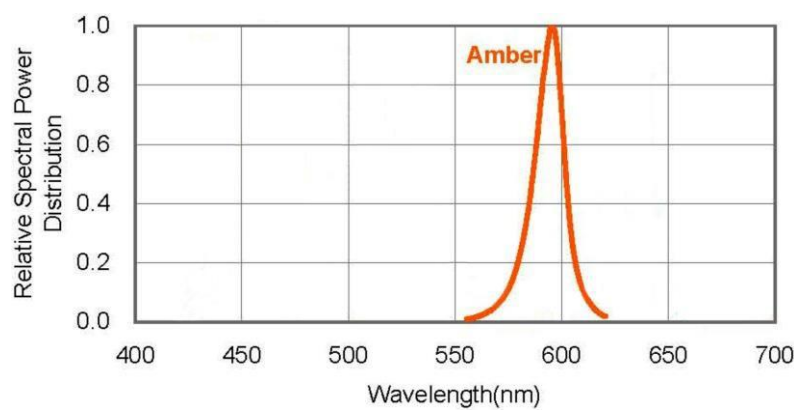
1. CCT ±5% tester tolerance.
2. Wavelength is measured with an accuracy of ±0.5nm.

Electrical Characteristics at 350mA, Junction Temperature, T_j=25°C

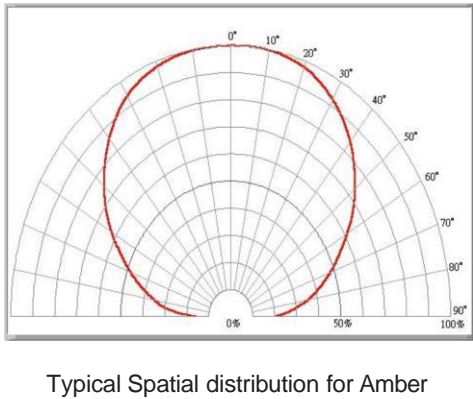
Colour	Forward Voltage V _f (V)			Temperature Coefficient of V _f (mV/°C)	Thermal Resistance Junction to lead (°C/W)
	Min.	Typ.	Max.	ΔV _f /ΔT _j	
Amber	-	2.2	2.6	-2	12

Notes:
1. V_f ±0.1V tester tolerance.

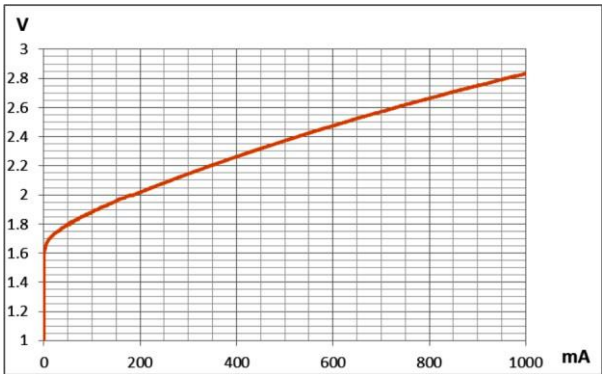
Colour spectrum, T_j = 25°C



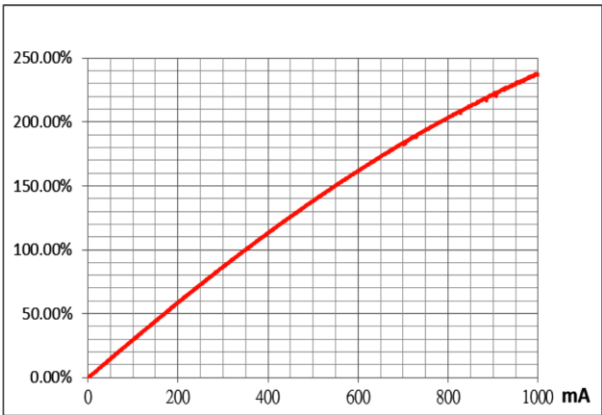
Radiation Diagram



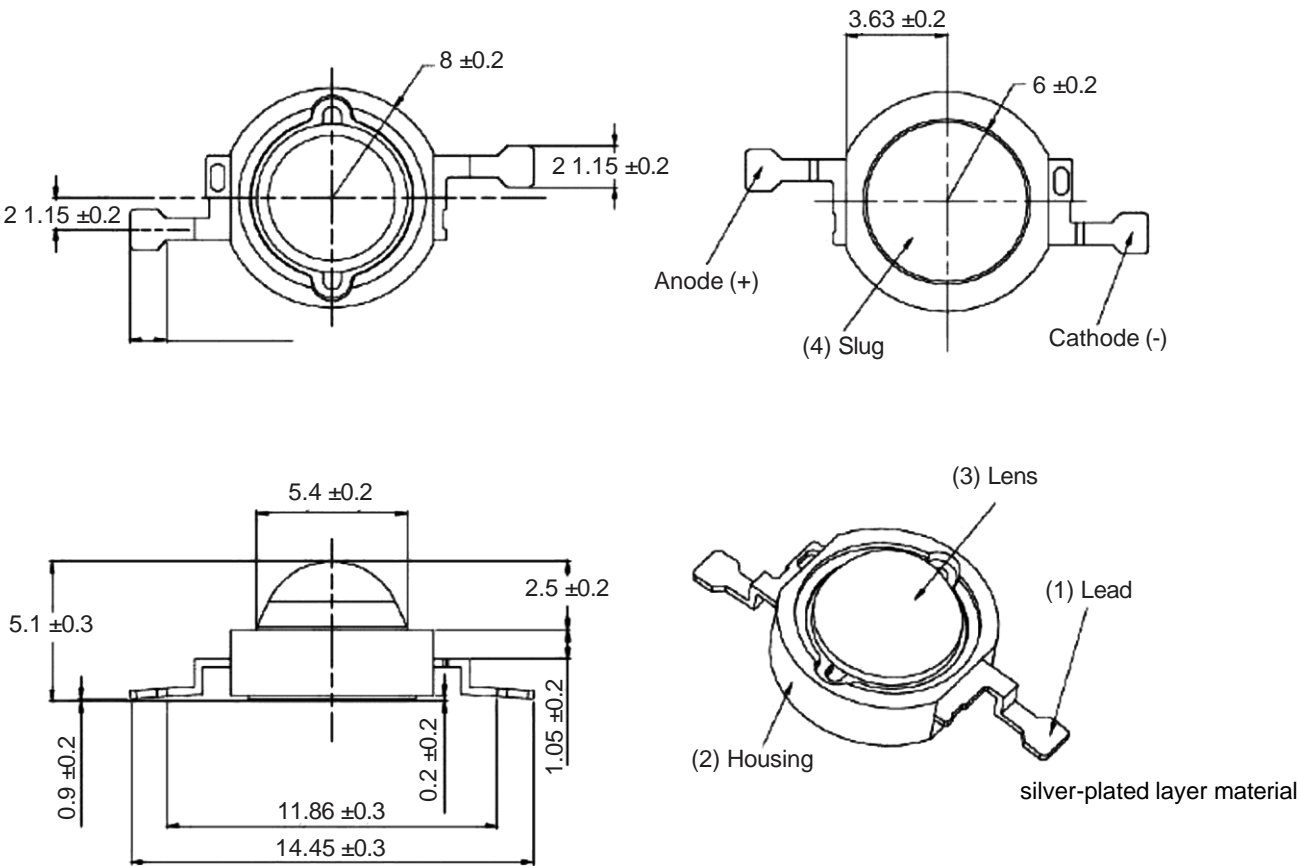
Forward Voltage & Forward Current



Luminous Flux & Forward Current



Drawing:



Dimensions: Millimeters
Tolerance: ± 0.2 mm

Notes:

- The polarity of slug at bottom is anode.
- It is important that the slug can't contact aluminum surface, it is strongly recommended that there should coat a uniform electrically isolated heat dissipation film on the surface.
- It is strongly recommended that the temperature of lead be not higher than 70°C.

Part Number Table

Description	Part Number
THEL-CLA, Flux, Amber LED	THEL-CLA

Important Notice : This data sheet and its contents (the "Information") belong to the members of the AVNET group of companies (the "Group") or are licensed to it. No licence is granted for the use of it other than for information purposes in connection with the products to which it relates. No licence of any intellectual property rights is granted. The Information is subject to change without notice and replaces all data sheets previously supplied. The Information supplied is believed to be accurate but the Group assumes no responsibility for its accuracy or completeness, any error in or omission from it or for any use made of it. Users of this data sheet should check for themselves the Information and the suitability of the products for their purpose and not make any assumptions based on information included or omitted. Liability for loss or damage resulting from any reliance on the Information or use of it (including liability resulting from negligence or where the Group was aware of the possibility of such loss or damage arising) is excluded. This will not operate to limit or restrict the Group's liability for death or personal injury resulting from its negligence. Multicomp Pro is the registered trademark of Premier Farnell Limited 2019.