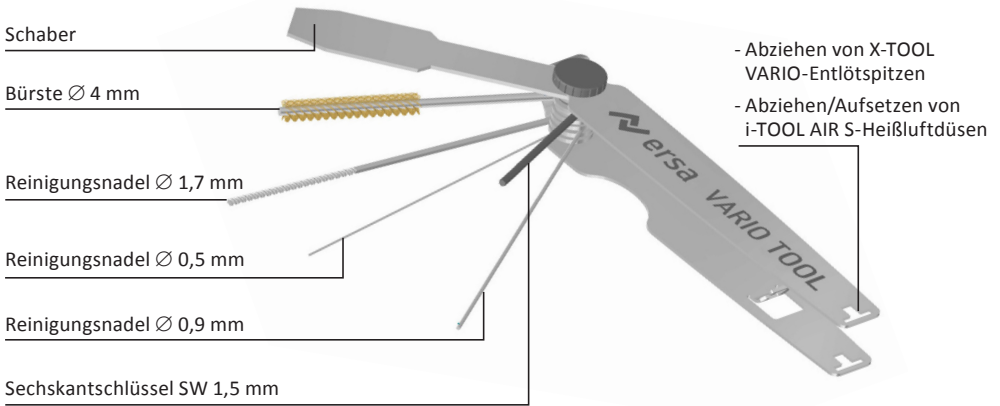



Zum Einsatz am X-TOOL VARIO, i-TOOL AIR S und CHIP TOOL VARIO. Nur in Verbindung mit den genannten Lötwerkzeugen verwenden. Sicherheitshinweise für Lötwerkzeuge beachten!




Schaber zum Reinigen des Lotauffangbehälters.



Bürste zum Reinigen des Heizrohrs bei abzogener Entlötspitze.




Nadeln Ø 0,5 mm und Ø 0,7 mm zum Reinigen der Entlötspitze. Gerät mindestens auf Schmelztemperatur einstellen.



Nadel Ø 1,7 mm zum Reinigen der abgezogenen Entlötspitze.



Abziehen der Entlötspitze.



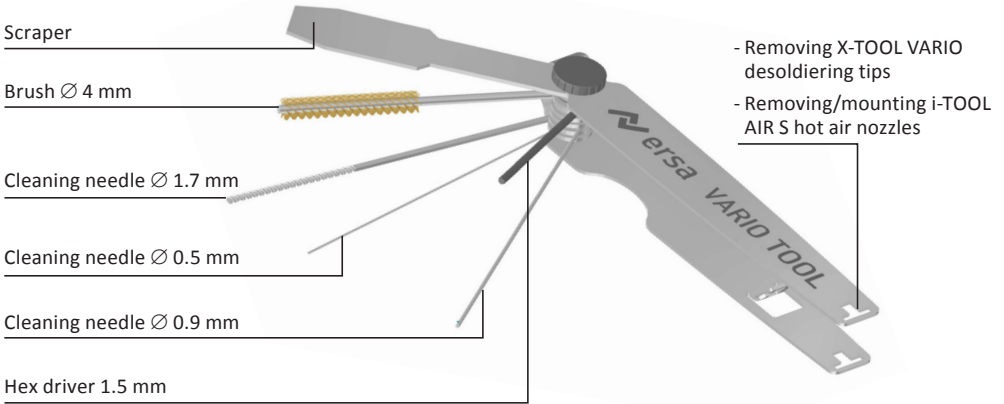
Abziehen/Aufsetzen von Heißluftdüsen am i-TOOL AIR S.



Sechskantschlüssel zum Wechseln der Lötspitze des CHIP TOOL VARIO.




For application on X-TOOL VARIO, i-TOOL AIR S and CHIP TOOL VARIO. Use only with stated soldering tools. Comply with the soldering tools safety instructions!




Use scraper to clean the collection container.



Use brush to clean the heat pipe when desoldering tip is removed.




Use needles Ø 0.5 mm and Ø 0.7 mm to clean desoldering tip. Adjust device at least to melting temperature.



Use needle Ø 1.7 mm to clean stripped desoldering tip.



Removing desoldering tip.



Removing/mounting i-TOOL AIR S hot air nozzles.



Use hex driver to replace soldering tip of CHIP TOOL VARIO.

