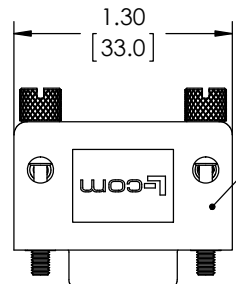


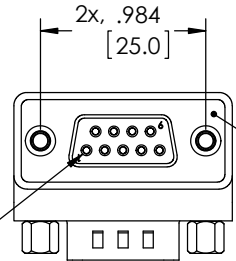
THE INFORMATION CONTAINED IN THIS DRAWING IS THE SOLE PROPERTY OF L-COM, INC. ANY REPRODUCTION IN PART OR WHOLE WITHOUT THE WRITTEN PERMISSION OF L-COM, INC. IS PROHIBITED.

REVISIONS			
REV	DESCRIPTION	DATE	APPROVED
A	INITIAL RELEASE	01/23/18	JLABOY

WIRING MAP	
"P1"	"J1"
1	1
2	2
3	3
4	4
5	5
6	6
7	7
8	8
9	9
SHELL	SHELL

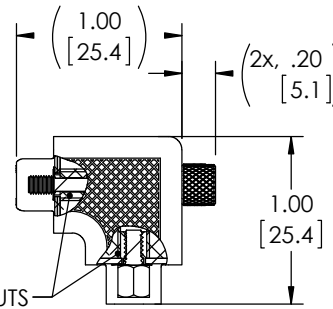


PVC MOLDED HOOD
GRAY(PANTONE 424C)



"J1"
DB9 FEMALE
CONNECTOR

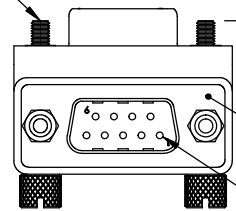
PIN 1



BACK HEX NUTS

2X #4-40 UNC-2A
THUMBSCREW

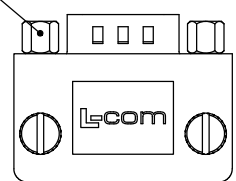
.149±.014
[3.8±.35]



"P1"
DB9 MALE
CONNECTOR

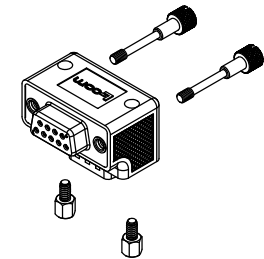
PIN 1

2X #4-40UNC-2B
HEX STANDOFF

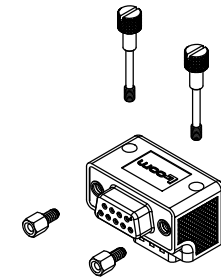


HARDWARE CONFIGURATIONS

STANDARD HARDWARE CONFIGURATION



ALTERNATE HARDWARE CONFIGURATION



NOTES:

- ADAPTER SHALL BE TESTED FOR CONTINUITY.
- ADAPTER SHALL BE INDIVIDUALLY PACKAGED IN ACCORDANCE WITH L-COM SPECIFICATION PS-0031.
- PRODUCT SHIPPED IN STANDARD HARDWARE CONFIGURATION SHOWN ABOVE AND IN EXPLODED VIEW.
- OPERATING TEMPERATURE RANGE: -15 °C~+70 °C

REGULATORY COMPLIANCE:
CE2011/65/EU(RoHS DIRECTIVE)

UNLESS OTHERWISE SPECIFIED, DIMENSIONS ARE IN INCHES [mm] OVERALL CABLE LENGTH TOLERANCE: ≤12 [305] = +1 [25] / -0 >12 [305] ≤60 [1524] = +2 [51] / -0 >60 [1524] ≤120 [3048] = +4 [102] / -0 >120 [3048] ≤300 [7620] = +6 [152] / -0 >300 [7620] = +5% / -0%	APPROVALS	DATE			50 HIGH STREET NORTH ANDOVER, MA 01845
	DRAWN BY B.ZHANG	01/22/2018			CATEGORY
ALL OTHER DIMENSIONAL TOLERANCES: .X = ± .2 [5.08] .XX = ± .02 [1.51] .XXX = ±.005 [1.13]	CHECKED BY J.LABOY	01/22/2018	PRODUCT DESCRIPTION ADPT,DB9M/F RA ORIENTATION 2 PREMIUM VERSION		
	APPROVED BY B.GATES	01/22/2018			
PROJECTION 	COLOR VARIATIONS MAY OCCUR	REF	SCALE: NONE	CAD FILE: DG909MF2-P.SLDDRW	SHEET 1 OF 1