



Parker Legris Technical Tubing & Hose

aerospace
climate control
electromechanical
filtration
fluid & gas handling
hydraulics
pneumatics
process control
sealing & shielding



ENGINEERING YOUR SUCCESS.



For advice or more information, please do not hesitate to contact us.
Visit our website today: www.parkerlegris.com or consult our general Catalogue.



Technical Tubing and Hose Overview	P. 4-5
Technical Tubing and Hose Range	P. 6-7
Packaging for Technical Tubing and Hose	P. 8
Product Codes of Parker Legris Tubing and Hose	P. 9

Flexible Calibrated Tubing

Polyamide Tubing	Semi-Rigid PA	P. 11
	Rigid PA	P. 12
	Fireproof PA	P. 15
	Anti-Spark with PVC Sheath	P. 17
Polyurethane Tubing	PU Ester	P. 19
	PU Ether - PU Ether Food-Grade "Crystal"	P. 20
	Antistatic PU	P. 23
	PU Ether, Anti-Spark, Single Layer / PU Ether, Anti-Spark with PVC Sheath	P. 25
Polyethylene Tubing	Advanced PE	P. 27
	Low Density PE	P. 27
Fluoropolymer Tubing	FEP	P. 29
	PFA	P. 31
	Antistatic PFA	P. 31

Calibrated Multi-Tubing

Polyamide Tubing with PVC Sheath	Semi-Rigid PA	P. 33
Twin Polyurethane Tubing		
	Twin PU Ester	P. 33

Calibrated Recoil Tubing

Semi-Rigid PA	Assembled with Fittings	P. 35
PU Ester and Ether Tubing	Assembled with Fittings, Metallic Spring Guard	P. 37
	Assembled with Fittings, Plastic Spring Guard	P. 38
	Coiled without Fittings	P. 37
Braided PU Hose	Assembled with Fittings, Plastic Spring Guard	P. 41

Calibrated Braided Hose

Clear Food-Grade PVC	P. 43
Blue PVC	P. 43
Self-Fastening NBR	P. 45

Accessories	P. 46-47
--------------------	----------

Compatibility Chart	P. 48-49
----------------------------	----------

Product Selection Table	P. 50
--------------------------------	-------



Technical Tubing and Hose

PA Tubing

(P. 10)



Fluids: compressed air, industrial fluids

Materials:

- 2 polyamide grades (semi-rigid and rigid)
- 7 colours

Pressure: 58 bar

Temperature: -40°C to +100°C

O.D. metric: 3 mm to 16 mm

O.D. inch: on request

Fireproof High Resistance PA Tubing

(P. 14)



Fluids: compressed air, coolants, lubricants

Materials:

- Polyamide with flame retardant additive
- 5 colours

Pressure: 50 bar

Temperature: -40°C to +100°C

O.D. metric: 4 mm to 12 mm

Anti-Spark PA or PU Tubing, with or without PVC Sheath

(P. 16 & 24)



Fluids : compressed air, coolants, industrial fluids

Materials :

- Semi-rigid polyamide with PVC sheath
- Polyurethane ether with PVC sheath
- Single layer polyurethane ether
- 4 colours

Pressure: 36 bar max.

Temperature: -20°C to +80°C

O.D. metric: 4 mm to 12 mm

PU Tubing

(P. 18)



Fluids: compressed air and food industry fluids ("crystal")

Materials:

- Polyurethane ester or ether
- Polyurethane food-grade "crystal"
- 7 colours

Pressure: 12 bar


Temperature: -20°C to +70°C

O.D. metric: 3 mm to 16 mm

O.D. inch: on request

Antistatic PU Tubing

(P. 22)



Fluids: compressed air

Materials:

- Polyurethane with conductive particles
- Black (10² Ω.m)

Pressure: 10 bar

Temperature: -20°C to +70°C

O.D. metric: 3 mm to 12 mm

PE Tubing

(P. 26)



Fluids: many fluids

Materials:

- Low density polyethylene
- 50% reticulated polyethylene, food-grade
- 7 colours

Pressure: 20 bar

Temperature: -40°C to +95°C

O.D. metric: 4 mm to 14 mm

O.D. inch: 1/8" to 1/2"

FEP Tubing

(P. 28)



Fluids: many fluids

Materials:

- Fluoropolymer: fluorinated ethylene propylene, food-grade
- Transparent

Pressure: 28 bar

Temperature: -40°C to +150°C

O.D. metric: 4 mm to 12 mm

PFA Tubing

(P. 30)



Fluids: many fluids

Materials:

- 3 grades of perfluoroalkoxy
- High purity food-grade, clear
- Standard food-grade, 3 "crystal" colours
- Antistatic (0.2 Ω.m), black

Pressure: 36 bar

Temperature: -196°C to +260°C

O.D. metric: 4 mm to 12 mm

PA Multi-Tubing

(P. 32)



Fluids: compressed air, industrial fluids

Materials:

- Semi-rigid polyamide with PVC sheath
- 6 colours

Pressure: 24 bar

Temperature: -40°C to +80°C

O.D. metric: 4 mm to 8 mm

Technical Tubing and Hose

Twin PU Tubing

(P. 32)



Fluids: compressed air

Materials:

- Polyurethane ester
- 1 to 2 colours

Pressure: 14 bar

Temperature: -20°C to +70°C

O.D. metric: 4 mm to 8 mm

Recoil PA Tubing

(P. 34)



Fluids: compressed air, industrial fluids

Materials:

- Semi-rigid polyamide
- 2 colours
- Recoil tubing with fittings

Pressure: 20 bar

Temperature: -20°C to +80°C

O.D. metric: 6 mm and 8 mm

Recoil PU Tubing

(P. 36)



Fluids: compressed air

Materials:

- Polyurethane ester or ether
- 3 colours
- With or without fittings

Pressure: 10 bar

Temperature: -20°C to +70°C

O.D. metric: 4 mm to 12 mm

I.D. inch: 3/8" and 19/32"

Braided PU Recoil Hose

(P. 40)



Fluids: compressed air, industrial fluids

Materials:

- Translucent blue polyurethane, reinforced with a polyester braid
- Assembled with threaded fittings

Pressure: 15 bar

Temperature: -40°C to +75°C

I.D. inch: 1/4" and 5/16"

Braided PVC Hose

(P. 42)



Fluids: compressed air, non-corrosive or alimentary fluids (translucent PVC)

Materials:

- Polyvinyl chloride with braided polyester
- Translucent (food-grade) or blue (industrial)

Pressure: 15 bar

Temperature: -25°C to +70°C

I.D. metric: 4 mm to 19 mm

Self-Fastening NBR Hose

(P. 44)



Fluids: compressed air, coolants

Materials:

- Nitrile butadiene rubber reinforced with a polyamide braid
- 4 colours

Pressure: 16 bar

Temperature: -20°C to +100°C

I.D. inch: 1/4" to 3/4"

Technical Tubing and Hose Range

Flexible Calibrated Tubing

Polyamide Tubing

Semi-Rigid PA



1025P
1100P
2005P
2010P
Page 11

Rigid PA



1025L
Page 12

Fireproof PA



1100P..R
2005P..R
2010P..R
Page 15

Anti-Spark PA with PVC Sheath



1025P..V
1100P..V
Page 17

Polyurethane Tubing

PU Ester



1025U
1100U
2003U
2005U
2010U
Page 19

PU Ether PU Ether Food-Grade "Crystal"



1025U..R
1100U..R
2003U..R
2005U..R
2010U..R
Page 20

Antistatic PU



1025U..A
1100U..A
Page 23

PU Ether, Anti-Spark, Single Layer PU Ether, Anti-Spark with PVC Sheath



1025U..V
1100U..V
Page 25
1025U..K
1100U..K
Page 25

Polyethylene Tubing

Advanced PE



1015Y..F
1030Y..F
1075Y..F
1096Y..F
1098Y..F
1099Y..F
Page 27

Low Density PE



1025Y
1100Y
Page 27

Fluoropolymer Tubing

FEP



1005T
1025T
Page 29

PFA



1010T..P
1050T..P
1100T..P
Page 31

Antistatic PFA



1010T..A
1050T..A
Page 31

Calibrated Multi-Tubing

Polyamide Tubing with PVC Sheath

Semi-Rigid PA



1010P..M
1050P..M
Page 33

Twin Polyurethane Tubing

Twin PU Ester



1420U
Page 33

Technical Tubing and Hose Range

Calibrated Recoil Tubing

Semi-Rigid Polyamide

Assembled with Fittings



1470P
1471P
1472P
Page 35

Polyurethane Ester and Ether Tubing

Assembled with Fittings,
Metallic Spring Guard



1470U
1471U
1472U
Page 37

Assembled with Fittings,
Plastic Spring Guard



1445U..R
1441U..R
1442U..R
1447U..R
Page 38

Coiled without Fittings



1460U
1461U
1462U
Page 37

Braided Polyurethane Hose

Assembled with Fittings,
Plastic Spring Guard



1445U..E
1442U..E
1447U..E
Page 41

Calibrated Braided Hose

Clear Food-Grade PVC



1025V
1050V
Page 43

Blue PVC



1025V..C
1050V..C
Page 43

Self-Fastening NBR



1040H
1080H
1100H
Page 45

Accessories

0694
Page 46

0695
Page 46

3000 71 11
Page 46

3000 71
Page 46

6000 71
Page 46

0127
Page 47

1827
Page 47

Clip
Page 47

0697
Page 47



Packaging for Technical Tubing and Hose

Tubepack®

- 5 m, 10 m, 25 m and 100 m lengths
- For polyamide, polyurethane, fluoropolymer, polyethylene and anti-spark tubing
- Optimisation of storage
- Immediate identification of the type of tubing
- Integrated winder for easy handling



Drums

- Up to 1000 m long
- For polyamide, polyurethane, fluoropolymer tubing, etc.
- Immediate identification of the tubing for easy handling
- Adapted to workshop reels



Reels

- Up to 100 m
- Supplied with protective plastic film
- For braided tubing, special tubing (e.g. multi-tubing)



Plastic Bags

- Ideal for merchandising
- Promotional tools
- Recoil tubing or tubing cut to the required length



Tube Marking

- Length indicated every metre:
 - time saved when cutting to exact length
 - remaining quantity is immediately identifiable (PA and PU)
- Custom marking upon request (marking, fluid identification, customer part number...)
- Traceability with marking of manufacturing batch



Tube Cutting to the Required Length

- Upon request, cutting of your tube to the required length, from 5 cm to 3 m
- Precision +/- 3 mm
- Ideal for optimising your installation costs



Product Codes of Parker Legris Tubing and Hose

Material

- H** = Self-Fastening NBR
- L** = Rigid Polyamide
- P** = Semi-Rigid Polyamide
- T** = Fluoropolymer
- U** = Polyurethane
- V** = PVC
- Y** = Polyethylene

Type of Tubing

- P..A** = Antistatic PA
- P..R** = Fireproof PA
- P..V** = Anti-Spark PA with PVC Sheath
- T..A** = Antistatic PFA
- T..P** = PFA
- U..A** = Antistatic PU
- U..K** = Anti-Spark Single Layer PU
- U..R** = PU Ether
- U..V** = Anti-Spark PU with PVC Sheath
- Y..F** = Advanced PE (LIQUIfit®)

2 0 1 0 P 0 4 R 0 0 2 7

Packaging Code

1 = Tubepack® or LIQUIfit® Drum

2 = Long Length on Drum

Length

015 = 150 m
020 = 20 m
025 = 25 m
030 = 300 m
040 = 40 m
075 = 75 m
080 = 80 m
100 = 100 m

003 = 300 m

005 = 500 m

010 = 1000 m

O.D. Code

03 = 3 mm
04 = 4 mm
06 = 6 mm
08 = 8 mm
 .../...
 1/4 = 56 mm
 .../...

10 = 10 mm

04 = 4 mm
06 = 6 mm
08 = 8 mm
10 = 10 mm

04 = 4 mm
06 = 6 mm

Colour

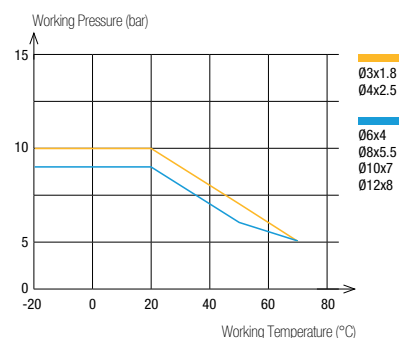
00 = ○ clear
01 = ● black
02 = ● green
03 = ● red
04 = ● blue
05 = ● yellow
06 = ● grey
07 = ● orange
08 = ○ crystal clear
09 = ● purple
10 = ○ white
12 = ● crystal green
13 = ● crystal red
14 = ● crystal blue
17 = ● crystal orange

Special I.D.

18 = 1.8 mm
27 = 2.7 mm
33 = 3.3 mm
75 = 7.5 mm
95 = 9.5 mm

How to Read the Graphs

- In the graphs in this chapter, each curve represents the acceptable maximum pressure at a given temperature, by diameter.
- Technical characteristics of Parker Legris tubing depend on the type of connection used.
- The vacuum capability of all tubing is 755 mm Hg (99% vacuum).



PA Tubing

Tried-and-tested for industrial or vehicle applications, PA tubing guarantees **excellent durability** due to its stable long-term mechanical properties.

Parker Legris' special grade of semi-rigid polyamide is manufactured according to our **Eco-Design** approach for higher performance.

Product Advantages

Tried-&-Tested Material

- Good chemical and humidity resistance
- Excellent material stability (mechanical and chemical)
- Continuous calibration during production for excellent reliability
- Two material grades: rigid and semi-rigid
- Bio-based semi-rigid material

Versatility & Performance

- Wide range of working pressure and temperature
- Good vibration absorption
- Abrasion-resistant
- Remaining length marking
- Large choice of colours to facilitate circuit identification
- Silicone-free



Applications

- Packaging
- Tooling
- Compressed Air
- Motion Technologies
- Robotics
- Industrial Machinery

Technical Characteristics

Tubing	Semi-Rigid PA	Rigid PA
Compatible Fluids	Compressed air, other fluids	Compressed air, lubricants, other fluids
Working Pressure	Vacuum to 50 bar	Vacuum to 58 bar
Working Temperature	-40°C to +100°C	-40°C to +80°C
Component Materials	Bio-based polyamide (68 Shore D)	Polyamide (65 Shore D)

Regulations

Industrial

DI: 2002/95/EC (RoHS), 2011/65/EC
DI: 97/23/EC (PED)
RG: 1907/2006 (REACH)

Transportation

Chemical performance and resistance tested according to
DIN 74324 -1 / DIN 73378 / ISO 7628

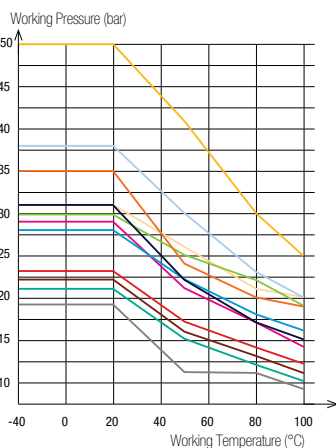
Packaging

Tube^{pack}: 25 m, 100 m
Drum: 500 m, 1 000 m

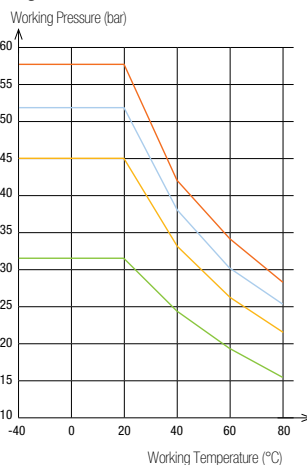
Reliable performance is dependent upon the type of fluid conveyed and fittings being used. Use is guaranteed with a vacuum of 755 mm Hg (99% vacuum).

Performance of PA Tubing

Semi-Rigid



Rigid



Tube O.D.	Tube O.D. Tolerance
3 to 5 mm	+0.05 / -0.08
6 to 16 mm	+0.05 / -0.10

Connected to Parker Legris push-in fittings, the calibration of Parker Legris tubing ensures perfect sealing in accordance with NF E49-100.

1025P Semi-Rigid Polyamide (PA) Tubing

Tubepack® 25 m

O.D. (mm)	I.D. (mm)	R	Clear							kg
3	1.8	6	1025P03 00 18					1025P03 04 18		0.020
4	2	10	1025P04 00	1025P04 01	1025P04 02	1025P04 03	1025P04 04	1025P04 05	1025P04 06	0.318
4	2.7	10	1025P04 00 27	1025P04 01 27	1025P04 02 27	1025P04 03 27	1025P04 04 27	1025P04 05 27	1025P04 06 27	0.254
5	3.3	15	1025P05 00 33	1025P05 01 33				1025P05 04 33		0.420
6	4	15	1025P06 00	1025P06 01	1025P06 02	1025P06 03	1025P06 04	1025P06 05	1025P06 06	0.535
8	6	25	1025P08 00	1025P08 01	1025P08 02	1025P08 03	1025P08 04	1025P08 05	1025P08 06	0.748
10	7.5	42	1025P10 00 75	1025P10 01 75				1025P10 04 75		1.135
10	8	50	1025P10 00	1025P10 01	1025P10 02	1025P10 03	1025P10 04	1025P10 05	1025P10 06	0.989
12	9	47	1025P12 00 09	1025P12 01 09				1025P12 04 09		1.769
12	10	90	1025P12 00	1025P12 01				1025P12 04		1.345
14	11	80	1025P14 00 11	1025P14 01 11				1025P14 04 11		2.226
14	12	116	1025P14 00	1025P14 01				1025P14 04		1.734
16	13	90	1025P16 00 13	1025P16 01 13	1025P16 02 13	1025P16 03 13	1025P16 04 13			2.500

Inch version tubing available upon request

1100P Semi-Rigid Polyamide (PA) Tubing

Tubepack® 100 m

O.D. (mm)	I.D. (mm)	R	Clear							kg
4	2	10	1100P04 00	1100P04 01	1100P04 02	1100P04 03	1100P04 04	1100P04 05	1100P04 06	1.152
4	2.7	10	1100P04 00 27	1100P04 01 27	1100P04 02 27	1100P04 03 27	1100P04 04 27	1100P04 05 27	1100P04 06 27	0.893
5	3.3	15	1100P05 00 33	1100P05 01 33				1100P05 04 33		1.274
6	4	15	1100P06 00	1100P06 01	1100P06 02	1100P06 03	1100P06 04	1100P06 05	1100P06 06	1.799
8	6	25	1100P08 00	1100P08 01	1100P08 02	1100P08 03	1100P08 04	1100P08 05	1100P08 06	2.898
10	7.5	42	1100P10 00 75	1100P10 01 75				1100P10 04 75		4.400
10	8	50	1100P10 00	1100P10 01	1100P10 02	1100P10 03	1100P10 04	1100P10 05		3.667
12	9	47	1100P12 00 09	1100P12 01 09				1100P12 04 09		5.600
12	10	90	1100P12 00	1100P12 01				1100P12 04	1100P12 06	5.052
14	11	80	1100P14 00 11	1100P14 01 11				1100P14 04 11		5.200
14	12	116	1100P14 00	1100P14 01				1100P14 04		4.800
16	13	90	1100P16 00 13	1100P16 01 13	1100P16 02 13	1100P16 03 13	1100P16 04 13			7.800

Inch version tubing available upon request

2005P Semi-Rigid Polyamide (PA) Tubing

Drum 500 m

O.D. (mm)	I.D. (mm)	R	Clear							kg
8	6	25	2005P08 00	2005P08 01	2005P08 02	2005P08 03	2005P08 04	2005P08 05	2005P08 06	12.100
10	8	50	2005P10 00	2005P10 01	2005P10 02	2005P10 03	2005P10 04	2005P10 05		15.600

2010P Semi-Rigid Polyamide (PA) Tubing

Drum 1000 m

O.D. (mm)	I.D. (mm)	R	Clear							kg
4	2.7	10	2010P04 00 27	2010P04 01 27	2010P04 02 27	2010P04 03 27	2010P04 04 27	2010P04 05 27	2010P04 06 27	7.630
6	4	15	2010P06 00	2010P06 01	2010P06 02	2010P06 03	2010P06 04	2010P06 05	2010P06 06	16.600

Tube Cutting to the Required Length



- Cutting of your tubing upon request, from 5 cm to 3 m
- Precision +/- 3 mm
- Ideal for optimising your installation costs



PA Tubing

1025L Rigid Polyamide (PA) Tubing

Tubepack® 25 m

O.D. (mm)	I.D. (mm)			kg
4	2.5	35	1025L04 01 25	0.190
6	4	45	1025L06 01	0.400
8	5	70	1025L08 01 05	0.760
8	6	65	1025L08 01	0.760
10	6	85	1025L10 01 06	1.330

PA tubing can be connected to various fittings which you can find in our general catalogue or on our website, www.parkerlegris.com.

Tubing

Semi-Rigid PA



Rigid PA



Push-In Fittings

LF 3000°



LF 3600



LF 3800/LF 3900



LF 6100



Compression Fittings

Brass



Stainless Steel



Ferrules




Function Fittings

7060



7010





Fireproof High Resistance PA Tubing

This **single layer fireproof** tubing not only combines excellent resistance to pressure, temperature and flame, but also guarantees **non-toxic smoke** resulting from burn-off. This tubing eliminates the need for a stripping tool, thus preventing the risk of tube damage prior to connection.

Product Advantages

Safety for On-Board Railway Equipment

Designed for on-board equipment
 Excellent flame-resistance: self-extinguishing
 Very little smoke generation
 Non-toxic combustion gases
 UV-resistant
 Extremely resistant to high pressure and temperature

Innovative Single-Layer Solution

Developed for demanding industrial applications
 Excellent spark resistance
 Economical alternative to PA tubing with PVC sheath
 Combines technical advantages of rigid and semi-rigid PA tubing
 5 colours available
 Flow direction marking
 Silicone-free



Applications

Railway
 Air Horns
 Industrial Machinery
 Pneumatic Doors
 Step-Units
 Centralised Lubrication
 Welding

Technical Characteristics

Compatible Fluids	Compressed air, lubricants Other fluids: please consult us
Working Pressure	Vacuum to 50 bar
Working Temperature	-40°C to +100°C
Component Materials	Polyamide (63 Shore D)

Regulations

Railway

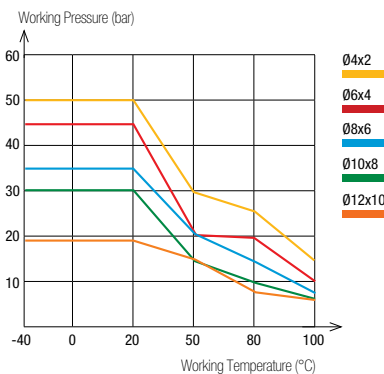
Pr EN 45545-2: HL3, R22, R24, R25
 NF F16101: I3 F2,
 DIN 5510-2: S4, SR2, ST2
 ISO 4892

Industrial

DI: 97/23/EC (PED)
 DI: 2002/95/EC (RoHS), 2011/65/EC
 RG: 1907/2006/EC (REACH)
 UL94 V-0 (Fire resistance)

Reliable performance is dependent upon the type of fluid conveyed and fittings being used. Use is guaranteed with a vacuum of 755 mm Hg (99% vacuum).

Performance of Fireproof High Resistance PA Tubing



Tube O.D.	Tube O.D. Tolerance
4 mm	+0.05 / -0.08
6 to 12 mm	+0.05 / -0.10

Packaging







Tube pack®: 100 m
 Drum: 500 m, 1000 m

Connected to Parker Legris push-in fittings, the calibration of PA tubing ensures perfect sealing based on NF E49-100.

To calculate burst pressure, the values in this graph should be multiplied by 3.







1100P..R Fireproof High Resistant Polyamide (PA)

Tubepack® 100 m

O.D. (mm)	I.D. (mm)		 Clear					kg
4	2	17	1100P04R00	1100P04R01	1100P04R02	1100P04R03	1100P04R04	1.308
6	4	29	1100P06R00	1100P06R01	1100P06R02	1100P06R03	1100P06R04	1.308
8	6	40	1100P08R00	1100P08R01	1100P08R02	1100P08R03	1100P08R04	2.122
10	8	77	1100P10R00	1100P10R01	1100P10R02	1100P10R03	1100P10R04	2.725
12	10	92	1100P12R00	1100P12R01			1100P12R04	5.052

2005P..R Fireproof High Resistant Polyamide (PA)







Drum 500 m

O.D. (mm)	I.D. (mm)		 Clear					kg
8	6	40	2005P08R00	2005P08R01	2005P08R02	2005P08R03	2005P08R04	17.500
10	8	77	2005P10R00	2005P10R01	2005P10R02	2005P10R03	2005P10R04	22.800

500 m and 1000 m drums are available upon request with minimum order quantity.

2010P..R Fireproof High Resistant Polyamide (PA)

Drum 1000 m

O.D. (mm)	I.D. (mm)		 Clear					kg
4	2	17	2010P04R00	2010P04R01	2010P04R02	2010P04R03	2010P04R04	14.300
6	4	29	2010P06R00	2010P06R01	2010P06R02	2010P06R03	2010P06R04	23.000

500 m and 1000 m drums are available upon request with minimum order quantity.

Related Products

Fireproof high resistance tubing can be connected to various fittings presented in our general catalogue or on our website, www.parkerlegris.com.

Push-In Fittings

LF 3000° LF 3600 LF 3800/LF 3900 LF 6100



Compression Fittings

Brass Brass Tube Support



Anti-Spark PA Tubing with PVC Sheath

A range of **flame and spark-resistant** PA tubing with superior resistance to impact and abrasion, improving equipment **durability**, particularly in areas subject to weld spatter.

Product Advantages

Spark Resistance | Flame-retardant PVC jacket protects inner tubing
 Non-adhesive jacket facilitates sheath removal
 Excellent pressure resistance at high temperature

Robustness & Durability | Highly kink and crush-resistant
 Excellent compatibility with coolants
 Flow direction marking
 Silicone-free



Industrial Machinery
 Welding Robots
 Cooling
 Aggressive Environments

Applications

Technical Characteristics

Compatible Fluids	Hot and cold water, refrigerated fluids, compressed air
Working Pressure	0 to 36 bar
Working Temperature	-20°C to +80°C
Component Materials	Polyamide & PVC Sheath

Regulations

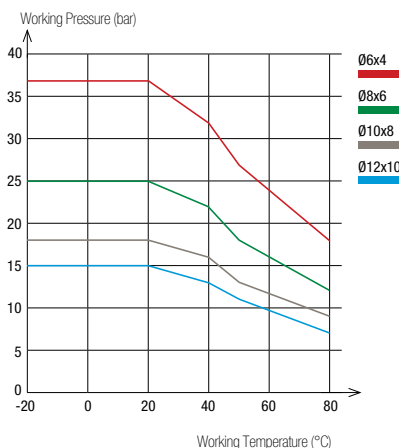
Industrial
 DI: 2002/95/EC (RoHS), 2011/65/EC
 DI: 97/23/EC (PED)
 RG: 1907/2006 (REACH)
 UL94 V-0 (Fire resistance)

Packaging

Tube-pack*: 25 m, 100 m

Reliable performance is dependent upon the type of fluid conveyed and fittings being used.

Performance of Anti-Spark PA Tubing with PVC Sheath



O.D.	Tube O.D. Tolerance	PVC Sheath Thickness
PVC Sheath 8 to 14 mm	+0.10 / -0.10	1 mm
Inner Tubing 6 to 12 mm	+0.05 / -0.10	

Connected to Parker Legris push-in fittings, the calibration of PA tubing ensures perfect sealing based on NF E49-100 (semi-rigid PA inner tubing).






Tube O.D.	Sheath Removal Length for LF 3600 Push-In Fittings (mm)
4 mm	15± 1
6 mm	18± 1
8 mm	19± 1
10 mm	24± 1
12 mm	25± 1

For other fitting ranges, please consult us.

To calculate burst pressure, the values in this graph should be multiplied by 3.

1025P..V Anti-Spark Polyamide (PA) Tubing






Tubepack® 25 m

O.D. (mm)	I.D. (mm)						kg
6	4	25	1025P06V01	1025P06V02	1025P06V03	1025P06V04	1.238
8	6	30	1025P08V01	1025P08V02	1025P08V03	1025P08V04	1.693
10	8	55	1025P10V01	1025P10V02	1025P10V03	1025P10V04	2.029
12	10	70	1025P12V01	1025P12V02	1025P12V03	1025P12V04	2.970

Green and red colour tubing are available upon request with minimum order quantity.



1100P..V Anti-Spark Polyamide (PA) Tubing

Tubepack® 100 m

O.D. (mm)	I.D. (mm)						kg
6	4	25	1100P06V01	1100P06V02	1100P06V03	1100P06V04	2.338
8	6	30	1100P08V01	1100P08V02	1100P08V03	1100P08V04	3.767
10	8	55	1100P10V01	1100P10V02	1100P10V03	1100P10V04	4.767
12	10	70	1100P12V01	1100P12V02	1100P12V03	1100P12V04	6.567

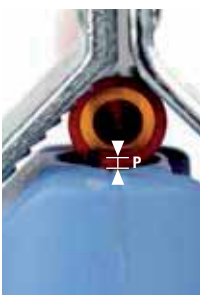
Green and red colour tubing are available upon request with minimum order quantity.

6000 71 00 Stripping Tool

		kg
	6000 71 00	0.098

Working Principle

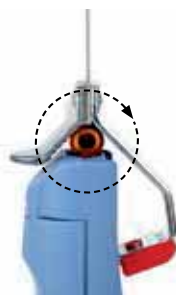
Stripping Tool 6000 71 00




1. Place tube in stripping tool to adjust the blade height to the tube thickness.



2. Blade height is adjusted using the wheel at the bottom of the handle.



3. Once adjustments have been made, perform a 360° rotation around the tube with the tool.



4. Push down firmly on the metal part of the tool in order to hold tube properly.



5. Move the tool to the end of the tube to create an axial opening of the sheath.



6. The tube is correctly stripped.

PU Tubing

Polyurethane's **3 specific materials** - ether, ester and food-grade "crystal" - offer excellent flexibility and outstanding use in a wide range of applications, allowing for up to **50% space reduction** when compared to semi-rigid PA tubing.

Product Advantages

Excellent Mechanical Properties

- Consistent tensile strength for optimum longevity
- Optimal bend radius
- Good vibration absorption
- Unsurpassed abrasion resistance for a single layer tubing
- UV-resistant
- Superior vacuum capability due to surface hardness
- Remaining length marking
- Silicone-free

3 Material Grades

- PU ester: perfect for pneumatic applications
- PU ether: no water absorption ; superior chemical resistance to PU ester
- PU ether food-grade "crystal":
 - identification of fluids and circuits
 - chemical resistance superior to PU ether
 - improved longevity



- ### Applications
- Food Process
 - Robotics
 - Cabling
 - Pneumatics
 - Automation
 - In-Plant Automotive
 - Rapid Cycles

Technical Characteristics

Compatible Fluids	Compressed air, industrial fluids (depending on the material type)
Working Pressure	Vacuum to 12 bar
Working Temperature	-20°C to +70°C
Component Materials	Polyurethane ester (52 Shore D) Polyurethane ether (52 Shore D) Polyurethane ether food-grade "crystal" (52 Shore D)

Regulations

Industrial

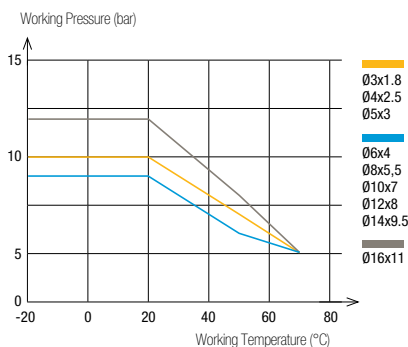
- DI: 2002/95/EC (RoHS), 2011/65/EC
- DI: 97/23/EC (PED)
- RG: 1907/2006 (REACH)

Food (PU ether food-grade "crystal")

- FDA: 21 CFR 177.2600, 178.3297, 176.170, 178.2010
- RG: 1935/2004 EC

Reliable performance is dependent upon the type of fluid conveyed and fittings being used. Use is guaranteed with a vacuum of 755 mm Hg (99% vacuum).

Performance of PU Tubing



Tube O.D.	Tube O.D. Tolerance
3 to 8 mm	+0.10 / -0.10
10 to 16 mm	+0.15 / -0.15

Connected to Parker Legris push-in fittings, the calibration of PU tubing ensures perfect sealing based on NF E49-101.








Packaging

- Tube[®]: 25 m, 100 m
- Drum: 300 m, 500 m, 1 000 m

To calculate burst pressure, the values in this graph should be multiplied by 3.

1025U Polyurethane (PU) Ester Tubing








Tubepack® 25 m

O.D. (mm)	I.D. (mm)								kg
3	1.8	8	1025U03 01 18						0.020
4	2.5	10	1025U04 01	1025U04 02	1025U04 03	1025U04 04	1025U04 05	1025U04 06	0.310
5	3	13	1025U05 01			1025U05 04			0.522
6	4	15	1025U06 01	1025U06 02	1025U06 03	1025U06 04	1025U06 05	1025U06 06	0.591
8	5.5	20	1025U08 01	1025U08 02	1025U08 03	1025U08 04	1025U08 05	1025U08 06	0.971
10	7	25	1025U10 01	1025U10 02		1025U10 04	1025U10 05	1025U10 06	1.467
12	8	35	1025U12 01	1025U12 02		1025U12 04	1025U12 05	1025U12 06	2.406
14	9.5	45	1025U14 01 95			1025U14 04 95			2.815
16	11	45	1025U16 01 11	1025U16 02 11	1025U16 03 11	1025U16 04 11			2.815

Inch tubing available upon request

1100U Polyurethane (PU) Ester Tubing








Tubepack® 100 m

O.D. (mm)	I.D. (mm)								kg
4	2.5	10	1100U04 01	1100U04 02	1100U04 03	1100U04 04	1100U04 05	1100U04 06	1.092
5	3	13	1100U05 01			1100U05 04			1.092
6	4	15	1100U06 01	1100U06 02	1100U06 03	1100U06 04	1100U06 05	1100U06 06	2.064
8	5.5	20	1100U08 01	1100U08 02	1100U08 03	1100U08 04	1100U08 05	1100U08 06	3.610
10	7	25	1100U10 01			1100U10 04			6.105
12	8	35	1100U12 01			1100U12 04			8.610
14	9.5	45	1100U14 01 95			1100U14 04 95			11.215
16	11	45	1100U16 01 11	1100U16 02 11	1100U16 03 11	1100U16 04 11			12.176

Inch tubing available upon request








2003U Polyurethane (PU) Ester Tubing

Drum 300 m

O.D. (mm)	I.D. (mm)								kg
10	7	25	2003U10 01	2003U10 02	2003U10 03	2003U10 04	2003U10 05	2003U10 06	16.600








2005U Polyurethane (PU) Ester Tubing

Drum 500 m

O.D. (mm)	I.D. (mm)								kg
8	5.5	20	2005U08 01	2005U08 02	2005U08 03	2005U08 04	2005U08 05		17.100

2010U Polyurethane (PU) Ester Tubing









Drum 1000 m

O.D. (mm)	I.D. (mm)								kg
4	2.5	12	2010U04 01	2010U04 02	2010U04 03	2010U04 04	2010U04 05	2010U04 06	9.840
6	4	15	2010U06 01	2010U06 02	2010U06 03	2010U06 04	2010U06 05	2010U06 06	20.460

PU Tubing




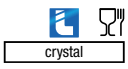




1025U..R Polyurethane (PU) Ether Tubing

Tubepack® 25 m

O.D. (mm)	I.D. (mm)									kg
4	2.5	12	1025U04R01	1025U04R04	1025U04R08	1025U04R12	1025U04R13	1025U04R14	1025U04R17	0.310
5	3	13			1025U05R08					0.522
6	4	15	1025U06R01	1025U06R04	1025U06R08	1025U06R12	1025U06R13	1025U06R14	1025U06R17	0.591
8	5.5	20	1025U08R01	1025U08R04	1025U08R08	1025U08R12	1025U08R13	1025U08R14	1025U08R17	0.971
10	7	25	1025U10R01	1025U10R04	1025U10R08			1025U10R14		1.467
12	8	35	1025U12R01	1025U12R04	1025U12R08			1025U12R14		2.406
14	9.5	45		1025U14R04 95	1025U14R08 95					2.815
16	11	45			1025U16R08 11					2.815





1100U..R Polyurethane (PU) Ether Tubing

Tubepack® 100 m

O.D. (mm)	I.D. (mm)									kg
4	2.5	12	1100U04R01	1100U04R04	1100U04R08	1100U04R12	1100U04R13	1100U04R14	1100U04R17	1.092
6	4	15	1100U06R01	1100U06R04	1100U06R08	1100U06R12	1100U06R13	1100U06R14	1100U06R17	2.064
8	5.5	20	1100U08R01	1100U08R04	1100U08R08	1100U08R12	1100U08R13	1100U08R14	1100U08R17	3.610
10	7	25			1100U10R08			1100U10R14		6.109
12	8	35			1100U12R08			1100U12R14		8.610
14	9.5	45			1100U14R08 95					11.215
16	11	45			1100U16R08 11					12.176





2003U..R Polyurethane (PU) Ether Tubing

Drum 300 m

O.D. (mm)	I.D. (mm)					kg
10	7	25	2003U10R01	2003U10R04	2003U10R08	16.600





2005U..R Polyurethane (PU) Ether Tubing


Drum 500 m

O.D. (mm)	I.D. (mm)					kg
8	5.5	20	2005U08R01	2005U08R04	2005U08R08	15.600

2010U..R Polyurethane (PU) Ether Tubing

Drum 1000 m

O.D. (mm)	I.D. (mm)					kg
4	2.5	12	2010U04R01	2010U04R04	2010U04R08	8.670
6	4	15	2010U06R01	2010U06R04	2010U06R08	18.600



Antistatic PU Tubing

With a constant **10² Ω.m resistivity** across the entire thickness of the tubing wall, this tubing guarantees **perfect dissipation of accumulated static electricity**, thereby increasing safety.

Product Advantages

Security

- Low resistivity throughout the material
- Suitable for ATEX* areas
- Superior longevity
- Excellent vibration absorption
- UV-resistant
- Silicone-free

Machinery Optimisation

- Minimum bend radius allowing maximum space saving
- Good chemical resistance
- Wide temperature range
- Stable chemical characteristics throughout tubing



Antistatic Packaging
Pneumatics
Electronics
Spray Painting
Electrical Converters

Applications

Technical Characteristics

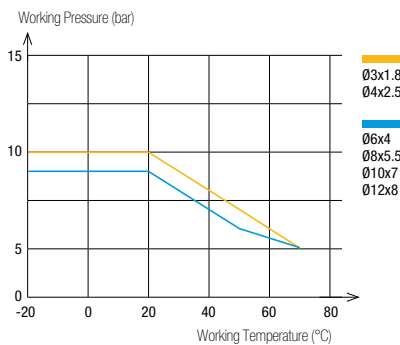
Compatible Fluids	Compressed air, industrial fluids
Working Pressure	Vacuum to 10 bar
Working Temperature	-20°C to +70°C
Component Materials	Polyurethane with conductive additive (50 Shore D)

Regulations

DI: 94/9/EC (ATEX*)
DI: 1907/2006 (REACH)
DI: 2002/95/EC (RoHS), 2011/65/EC
*For ATEX areas, please consult us

Reliable performance is dependent upon the type of fluid conveyed and fittings being used. Use is guaranteed with a vacuum of 755 mm Hg (99% vacuum).

Performance of Antistatic PU Tubing



Tube O.D.	Tube O.D. Tolerance
3 to 8 mm	+0.10 / -0.10
10 to 12 mm	+0.15 / -0.15



Packaging
Tubepack*: 25 m, 100 m

Connected to Parker Legris push-in fittings, the calibration of Parker Legris tubing ensures perfect sealing based on NF E49-101.

To calculate burst pressure, the values in this graph should be multiplied by 3.



1025U..A Anti-Static Polyurethane (PU) Ester Tubing

Tubepack® 25 m

O.D. (mm)	I.D. (mm)			kg
4	2.5	12	1025U04A01	0.310
6	4	15	1025U06A01	0.591
8	5.5	25	1025U08A01	0.971

1100U..A Anti-Static Polyurethane (PU) Ester Tubing

Tubepack® 100 m

O.D. (mm)	I.D. (mm)			kg
3	1.8	10	1100U03A01	0.836
4	2.5	12	1100U04A01	1.092
6	4	15	1100U06A01	2.064
8	5.5	25	1100U08A01	3.610
10	7	35	1100U10A01	6.105
12	8	45	1100U12A01	8.610

Related Products

To maintain the antistatic properties throughout the circuit, it is recommended that this tubing be used with metallic fittings. These products can be found in our general catalogue, or on our website, www.parkerlegris.com.

Push-In Fittings

[LF 3600](#)



[LF 3800](#)



[LF 3900](#)



Compression Fittings

[Brass](#)



[Stainless Steel](#)



Anti-Spark PU Tubing

Combining **outstanding spark resistance** with superb **flexibility**, this range is perfectly suited for welding applications.

Two types of PU - ether with PVC sheath or single layer ether - are available and allow **rapid installation** with Parker Legris push-in fittings.

Product Advantages

PU with PVC Sheath

- High resistance to kinking and abrasion
- Non-adhesive jacket facilitating sheath removal
- Fluid direction marking
- Self-extinguishing sheath, protecting the inner tubing
- Silicone-free

Single Layer PU

- Minimum bend radius for maximum space saving
- Significant flexibility for rapid cycling
- Good chemical resistance
- Flow direction marking
- Fireproof material
- Silicone-free



- Applications**
- Industrial Machinery
 - Compressed Air
 - Robotics
 - Mechanical Constraints
 - Cooling
 - Welding
 - Cabling

Technical Characteristics

Compatible Fluids	Industrial fluids, compressed air, coolants
Working Pressure	Vacuum to 14 bar
Working Temperature	-20°C to +70°C
Component Materials	PU ether with PVC sheath PU ether single layer

O.D. of Tube	Sheath Removal Length for LF 3600 (mm)
4 mm	15± 1
6 mm	18± 1
8 mm	19± 1
10 mm	24± 1
12 mm	25± 1

Regulations

UL94 V2 to V0 (Fire resistance, depending on the type of tubing)
 DI: 2002/95/EC (RoHS), 2011/65/EC
 RG: 1907/2006 (REACH)

Packaging

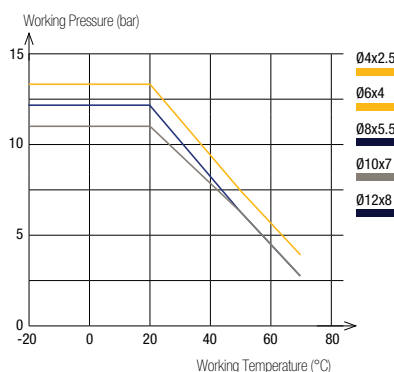
Tube pack*: 25 m, 100 m

Reliable performance is dependent upon the type of fluid conveyed and fittings being used. Use is guaranteed with a vacuum of 755 mm Hg (99% vacuum).

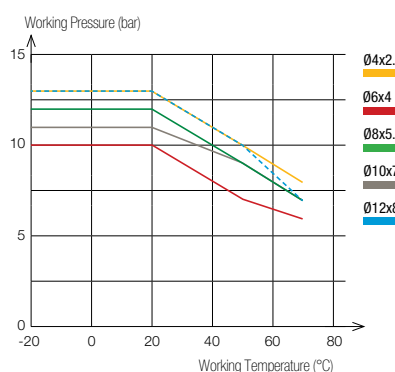
For other fitting ranges, please consult us.

Tubing Performance

Anti-Spark PU Tubing, with PVC Sheath



Anti-Spark PU Tubing, Single Layer








Tube O.D.	Tube O.D. Tolerance	Thickness and Tolerances of PVC Sheath
4 to 8 mm	+0.10 / -0.10	1mm +0.10 / -0.10
10 to 12 mm	+0.15 / -0.15	

Connected to Parker Legris push-in fittings, the calibration of Parker Legris tubing ensures perfect sealing based on NF E49-101 (inner tubing for sheathed or single layer tubing).

To calculate burst pressure, the values in these graphs should be multiplied by 3.






1025U..V Anti-Spark Sheath Polyurethane (PU) Ether Tubing

Tubepack® 25 m

O.D. (mm)	I.D. (mm)						kg
6	4	12	1025U06V01	1025U06V02	1025U06V03	1025U06V04	1.200
8	5.5	20	1025U08V01	1025U08V02	1025U08V03	1025U08V04	1.620
10	7	25	1025U10V01	1025U10V02	1025U10V03	1025U10V04	2.900
12	8	35	1025U12V01	1025U12V02	1025U12V03	1025U12V04	4.030






1100U..V Anti-Spark Sheath Polyurethane (PU) Ether Tubing

Tubepack® 100 m

O.D. (mm)	I.D. (mm)						kg
6	4	12	1100U06V01	1100U06V02	1100U06V03	1100U06V04	5.370
8	5.5	20	1100U08V01	1100U08V02	1100U08V03	1100U08V04	7.630
10	7	25	1100U10V01	1100U10V02	1100U10V03	1100U10V04	10.860
12	8	35	1100U12V01	1100U12V02	1100U12V03	1100U12V04	15.060






1025U..K Single Layer Anti-Spark Polyurethane (PU) Ether Tubing

Tubepack® 25 m



O.D. (mm)	I.D. (mm)						kg
4	2.5	12	1025U04K01	1025U04K02	1025U04K03	1025U04K04	0.230
6	4	15	1025U06K01	1025U06K02	1025U06K03	1025U06K04	0.580
8	5.5	20	1025U08K01	1025U08K02	1025U08K03	1025U08K04	0.860
10	7	25	1025U10K01	1025U10K02	1025U10K03	1025U10K04	1.230
12	8	35	1025U12K01	1025U12K02	1025U12K03	1025U12K04	2.080
14	9.5	45		1025U14K02 95	1025U14K03 95		2.620

1100U..K Single Layer Anti-Spark Polyurethane (PU) Ether Tubing

Tubepack® 100 m

O.D. (mm)	I.D. (mm)						kg
4	2.5	12	1100U04K01				0.900
6	4	15	1100U06K01	1100U06K02	1100U06K03	1100U06K04	2.320
8	5.5	20	1100U08K01	1100U08K02	1100U08K03	1100U08K04	3.030
10	7	25	1100U10K01	1100U10K02	1100U10K03	1100U10K04	5.100
12	8	35	1100U12K01	1100U12K02	1100U12K03	1100U12K04	8.600
14	9.5	45		1100U14K02 95	1100U14K03 95		10.676

6000 71 00 Stripping Tool

	Technical polymer, stainless steel		kg
		6000 71 00	0.098

Working principle of the stripping tool page 17

PE Tubing

Parker Legris offers two types of polyethylene tubing: "**Advanced PE**" 50% reticulated and **Low Density PE**. Our range of "Advanced PE" is designed for demanding environments, especially that of water treatment, without compromising operator **safety**.

Product Advantages

Advanced PE

- 50% reticulated material
- Best balance between flexibility and pressure/temperature resistance
- Resistant to a wide range of aggressive chemicals
- UV-stabilised: ideal for outdoor applications
- Approved for permanent contact with food and beverages
- Silicone-free

Low Density PE

- Excellent resistance to aggressive and corrosive agents
- Good technical trade-off
- Food-grade material
- Silicone-free



Applications

- Beverage
- Chemical
- Petrochemical
- Food Process
- Water
- Water Treatment

Technical Characteristics

Tube	Advanced PE	Low Density PE
Compatible Fluids	Water, beverages and other fluids	Industrial fluids
Working Pressure	Vacuum to 16 bar	Vacuum to 20 bar
Working Temperature	-40°C to +95°C	-40°C to +60°C
Component Materials	High quality polyethylene: 50% reticulated PE 50% low density PE (44 Shore D)	Low Density Polyethylene (44 Shore D)

Regulations

Advanced PE Tubing

FDA: 21 CFR 177.1520
 RG: 1935/2004/EC
 DI: 97/23/EC (PED)
 DI: 2002/95/EC (RoHS), 2011/65/EC
 NSF 42/58 (1/4" and 3/8" approved for 10 bar and 1/2" approved for 8 bar at room temperature)
 NSF 51, 61 C-HOT
 ACS (except for purple colour)
 WRAS
 RG: 1907/2006 (REACH)

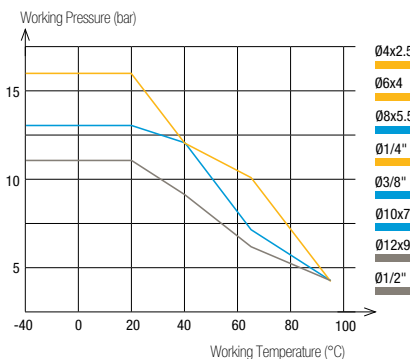
Low Density PE Tubing

FDA: 21 CFR 177.1520
 DI: 2002/95/EC (RoHS), 2011/65/EC
 DI: 97/23/EC (PED)

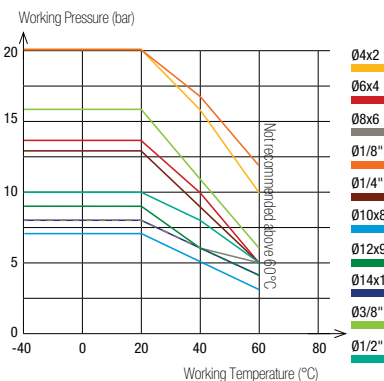
Reliable performance is dependent upon the type of fluid conveyed and fittings being used. Use is guaranteed with a vacuum of 755 mm Hg (99% vacuum).

Tubing Performance

Advanced PE Tubing



Low Density PE Tubing



Tube O.D.	Tube O.D. Tolerance
1/4" to 1/2"	+0.10 / -0.10
4 to 14 mm	+0.10 / -0.10

Connected to Parker Legris push-in fittings, the calibration of Parker Legris tubing ensures perfect sealing.

Packaging

Advanced PE Tubing
 Tubepack®: 75 m, 150 m, 300 m
 250 feet, 500 feet, 1 000 feet

PE Tubing
 Tubepack®: 25 m, 100 m

To calculate burst pressure, the values in these graphs should be multiplied by 3.

1015Y..F Advanced Polyethylene (APE) Tubing

Drum 150 m

O.D. (mm)	I.D. (mm)	R	Clear	Black	Green	Red	Blue	Yellow	White	kg
4	2.5	16	1015Y04F00	1015Y04F01	1015Y04F02	1015Y04F03	1015Y04F04	1015Y04F05	1015Y04F10	1.760
6	4	32	1015Y06F00	1015Y06F01	1015Y06F02	1015Y06F03	1015Y06F04	1015Y06F05	1015Y06F10	2.580
8	5.75	40	1015Y08F00	1015Y08F01	1015Y08F02	1015Y08F03	1015Y08F04	1015Y08F05	1015Y08F10	4.050
10	7		1015Y10F00	1015Y10F01	1015Y10F02	1015Y10F03	1015Y10F04	1015Y10F05	1015Y10F10	6.200

1030Y..F Advanced Polyethylene (APE) Tubing

Drum 300 m

O.D. (mm)	I.D. (mm)	R	Clear	Black	Green	Red	Blue	Yellow	White	kg
4	2.5	16	1030Y04F00	1030Y04F01	1030Y04F02	1030Y04F03	1030Y04F04	1030Y04F05	1030Y04F10	2.860
6	4	32	1030Y06F00	1030Y06F01	1030Y06F02	1030Y06F03	1030Y06F04	1030Y06F05	1030Y06F10	4.800

1075Y..F Advanced Polyethylene (APE) Tubing

Drum 75 m

O.D. (mm)	I.D. (mm)	R	Clear	Black	Green	Red	Blue	Yellow	White	kg
12	9	55	1075Y12F00	1075Y12F01	1075Y12F02	1075Y12F03	1075Y12F04	1075Y12F05	1075Y12F10	5.550

1096Y..F Advanced Polyethylene (APE) Tubing

Drum 250 ft

O.D. (inch)	I.D. (inch)	R	Clear	Black	Green	Red	Blue	Yellow	White	kg
1/2	0.375	1.96	1096Y62F00	1096Y62F01	1096Y62F02	1096Y62F03	1096Y62F04	1096Y62F05	1096Y62F10	5.900

1098Y..F Advanced Polyethylene (APE) Tubing

Drum 500 ft

O.D. (inch)	I.D. (inch)	R	Clear	Black	Green	Red	Blue	Yellow	White	kg
1/4	0.170	0.78	1098Y56F00	1098Y56F01	1098Y56F02	1098Y56F03	1098Y56F04	1098Y56F05	1098Y56F10	3.300
3/8	0.250	1.18	1098Y60F00	1098Y60F01	1098Y60F02	1098Y60F03	1098Y60F04	1098Y60F05	1098Y60F10	6.300

1099Y..F Advanced Polyethylene (APE) Tubing

Drum 1000 ft

O.D. (inch)	I.D. (inch)	R	Clear	Black	Green	Red	Blue	Yellow	White	kg
1/4	0.170	0.78	1099Y56F00	1099Y56F01	1099Y56F02	1099Y56F03	1099Y56F04	1099Y56F05	1099Y56F10	5.500

Low Density Polyethylene (LDPE) Tubing

1025Y

Tubepack® 25 m

O.D. (inch)	I.D. (inch)	R	Clear	kg
1/8	0.062	13	1025Y53 00	0.270
1/4	0.170	32	1025Y56 00	0.400
3/8	0.250	50	1025Y60 00	0.760
1/2	0.375	64	1025Y62 00	1.330

1100Y

Tubepack® 100 m

O.D. (mm)	I.D. (mm)	R	Clear	kg
4	2	25	1100Y04 00	0.910
6	4	35	1100Y06 00	1.500
8	6	55	1100Y08 00	2.140
10	8	80	1100Y10 00	2.710
12	9	65	1100Y12 00	4.750
14	11	80	1100Y14 00	5.650

Fluoropolymer Tubing – FEP

FEP (fluorinated ethylene propylene) tubing is a **robust engineering fluoropolymer** which provides excellent fluid visibility and is perfect for flow control monitoring.

Product Advantages

Flow Control | Transparent
Flexible and non-flammable material
Resistant to nearly all chemicals and solvents

Tried-&-Tested Properties | Excellent transmission of UV light
Low friction coefficient
Food-grade material
Low permeability
Easily weldable
Silicone-free



Applications

- Instrumentation
- Food Process
- UV
- Gas Sampling
- Chemical
- Temperature Cycling
- Laboratory

Technical Characteristics

Compatible Fluids	Industrial fluids
Working Pressure	0 to 28 bar
Working Temperature	-40°C to +150°C
Component Materials	Fluorinated ethylene propylene (pure) 55 Shore D

Regulations

Food

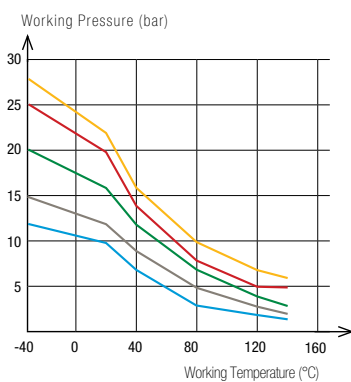
FDA: 21 CFR 177.1550
RG: 1935/2004

Industrial

UL94 V-0 (Fire resistance)
DI: 2002/95/EC (RoHS), 2011/65/EC
DI: 97/23/EC (PED)
RG: 1907/2006 (REACH)

Reliable performance is dependent upon the type of fluid conveyed and fittings being used.

Performance of FEP Tubing



Tube O.D.	Tube O.D. Tolerance
4 mm	+0.05 / -0.05
6 to 10 mm	+0.07 / -0.07
12 mm	+0.10 / -0.10



Packaging

Tube pack: 5 m, 25 m, 100 m

Connected to Parker Legris push-in fittings, the calibration of Parker Legris tubing ensures perfect sealing.



1005T Fluoropolymer (FEP) Tubing

Tubepack® 5 m

O.D. (mm)	I.D. (mm)		 Clear	kg
4	2.5	40	1005T04 00 25	0.155
6	4	50	1005T06 00	0.250
8	6	70	1005T08 00	0.385
10	8	120	1005T10 00	0.524
12	10	180	1005T12 00	0.547

1025T Fluoropolymer (FEP) Tubing

Tubepack® 25 m

O.D. (mm)	I.D. (mm)		 Clear	kg
4	2.5	40	1025T04 00 25	0.506
6	4	50	1025T06 00	1.025
8	6	70	1025T08 00	1.431
10	8	120	1025T10 00	1.693
12	10	180	1025T12 00	1.913

Related Products

Parker Legris stainless steel fittings are perfectly suited for use with fluoropolymer tubing (PFA, FEP). These products can be found in our general catalogue or on our website, www.parkerlegris.com.

Push-In Fittings

LF 3800



LF 3900



Compression Fittings

Stainless Steel



Fluoropolymer Tubing - PFA

Parker Legris **PFA** (perfluoroalkoxy) tubing offers **10 times greater durability** than other fluoropolymer tubings (PTFE, FEP and PVDF) under severe chemical and mechanical conditions. This tubing range is available in **three material grades**, offering perfect compatibility with all applications, even in extreme environments.

Product Advantages

Great Versatility

- Exceptional chemical inertia
- A flexible alternative to stainless steel tubing
- Broad range of working temperatures, from cryogenic to extreme heat
- Non-stick properties allowing conveyance of many fluids & gases
- Outstanding resistance to ageing
- Fluoropolymer with the lowest permeability
- Non-flammable
- UV-transparent
- Tube marking on request
- Silicone-free



Three Material Grades

- Clear High Purity PFA: to cover all applications, including those requiring maximum mechanical resistance
- Coloured PFA: for circuit identification
- Black Antistatic PFA: eliminates all risk of electrostatic discharge

- Applications**
- Food Process
 - Fuel Cells
 - Electrical/Electronics
 - Aircraft
 - Oil/Gas Industry
 - Pharmaceutical
 - Medical
 - Chemical
 - Clean Rooms

Technical Characteristics

Compatible Fluids	Medical, bio-compatible, food process, gas, compressed air
Working Pressure	Vacuum to 36 bar
Working Temperature	-196°C to +260°C
Component Materials	Perfluoroalkoxy (55 Shore D) <ul style="list-style-type: none"> • High Purity PFA • Translucent coloured PFA • Antistatic PFA

Reliable performance is dependent upon the type of fluid conveyed and fittings being used. Use is guaranteed with a vacuum of 755 mm Hg (99% vacuum).

Regulations

Medical

USP: Class VI (A)
External communication devices

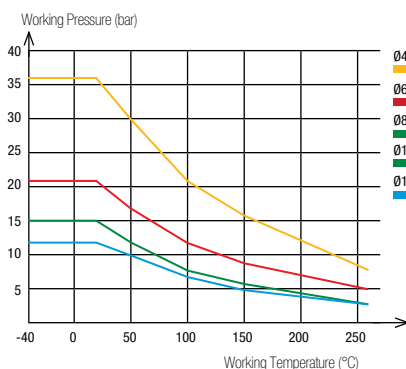
Industrial

UL94 V-0 (Fire resistance)
DI: 2002/95/EC (RoHS), 2011/65/EC
DI: 97/23/EC (PED)
RG: 1907/2006 (REACH)
DI: 94/09/EC (ATEX, black tubing)

Food Industry

FDA: 21 CFR 177.1550
(clear, translucent coloured)
RG: 1935/2004

Performance of PFA Tubing



Tube O.D.	Tube O.D. Tolerance
4 to 8 mm	+0.10 / -0.10
10 to 12 mm	+0.15 / -0.15

Packaging






Tube pack*: 10 m, 50 m, 100 m

Connected to Parker Legris push-in fittings, the calibration of Parker Legris tubing ensures perfect sealing based on NF E49-100.

To calculate burst pressure, the values in this graph should be multiplied by 3.

1010T..P Fluoropolymer (PFA) Tubing


Tubepack® 10 m

O.D. (mm)	I.D. (mm)						kg
4	2	12	1010T04P00	1010T04P12	1010T04P13	1010T04P14	0.087
6	4	34	1010T06P00	1010T06P12	1010T06P13	1010T06P14	0.237
8	6	60	1010T08P00	1010T08P12	1010T08P13	1010T08P14	0.410
10	8	95	1010T10P00	1010T10P12	1010T10P13	1010T10P14	0.723
12	9	120	1010T12P00	1010T12P12	1010T12P13	1010T12P14	1.148

Ø 10 mm and 12 mm: green, red and blue colours are available upon request, with minimum order quantity.

1050T..P Fluoropolymer (PFA) Tubing



Tubepack® 50 m

O.D. (mm)	I.D. (mm)						kg
4	2	12	1050T04P00	1050T04P12	1050T04P13	1050T04P14	0.435
6	4	34	1050T06P00	1050T06P12	1050T06P13	1050T06P14	1.185
8	6	60	1050T08P00	1050T08P12	1050T08P13	1050T08P14	2.050
10	8	95	1050T10P00	1050T10P12	1050T10P13	1050T10P14	3.615
12	9	120	1050T12P00	1050T12P12	1050T12P13	1050T12P14	5.740

Ø 10 mm and 12 mm: green, red and blue colours are available upon request, with minimum order quantity.



1100T..P Fluoropolymer (PFA) Tubing

Tubepack® 100 m

O.D. (mm)	I.D. (mm)			kg
4	2	12	1100T04P00	0.870
6	4	34	1100T06P00	2.370
8	6	60	1100T08P00	4.100
10	8	95	1100T10P00	7.230
12	9	120	1100T12P00	11.480



1010T..A Fluoropolymer (PFA) Antistatic Tubing

Tubepack® 10 m

O.D. (mm)	I.D. (mm)			kg
4	2	12	1010T04A01	0.087
6	4	34	1010T06A01	0.237
8	6	60	1010T08A01	0.410
10	8	95	1010T10A01	0.723
12	9	120	1010T12A01	1.148

1050T..A Fluoropolymer (PFA) Antistatic Tubing

Tubepack® 50 m

O.D. (mm)	I.D. (mm)			kg
4	2	12	1050T04A01	0.435
6	4	34	1050T06A01	1.185
8	6	60	1050T08A01	2.050
10	8	95	1050T10A01	0.362
12	9	120	1050T12A01	5.740

Multi-Tubing

Our range of multi-tubing combines high quality performance and **space optimisation** in complex pneumatic circuits **covering a wide range of environments**. **Many possible configurations** are available, depending on the pressure, temperature, flexibility and compatibility requirements.

Product Advantages

Sheathed PA Tubing

- PVC sheath resistant to external damage:
 - abrasion
 - weld spatter
 - aggressive fluids
- Helically wound: minimum bend radius, compact installation
- Simplified routing
- Easy identification of circuits
- Same technical performance as PA
- Possible number of tubes: from 2 to 12, with numbering
- Silicone-free



Twin PU Ester Tubing

- Tubes fully joined for improved solidity
- External diameter maintained after separation
- Rapid identification of circuits
- Quick and easy installation
- Simplified routing
- 3 colour combinations available
- Silicone-free

Applications

Pneumatics
Automation
Robotics
Transportation
In-Plant Automotive
Process Industry

Technical Characteristics

Tube	PA	PU
Compatible Fluids	Compressed air, chemicals, industrial fluids	Compressed air, industrial fluids
Working Pressure	Vacuum to 24 bar	0 to 14 bar
Working Temperature	-40°C to +80°C	-20°C to +70°C
Component Materials	Polyamide	Polyurethane ester

Regulations

Industrial
 DI: 2002/95/EC (RoHS), 2011/65/EC
 DI: 97/23/EC (PED)
 RG: 1907/2006 (REACH)
 Performance and chemical resistance according to DIN 73378

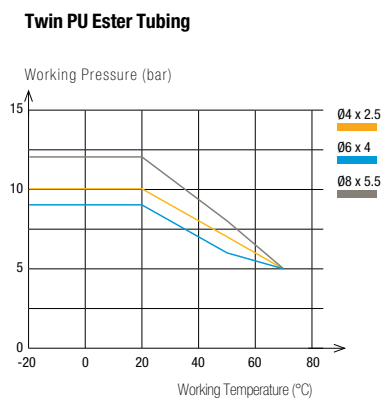
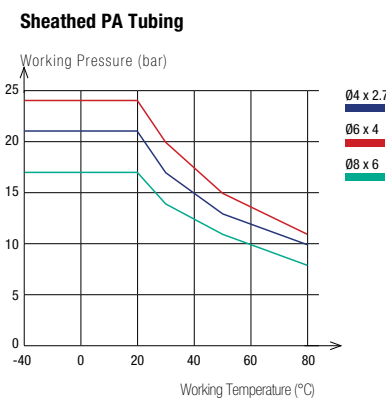
Packaging

Sheathed PA Tubing:
 Tubepack® 10 m, 50 m

Twin PU Ester Tubing:
 Tubepack® 25 m

Reliable performance is dependent upon the type of fluid conveyed and fittings being used. Use is guaranteed with a vacuum of 755 mm Hg (99% vacuum).

Tubing Performance





Material	Tube O.D.	Tube O.D. Tolerance
PA	4 mm	+0.05 / -0.08
	6 to 8 mm	+0.05 / -0.10
PU	4 to 8 mm	+0.10 / -0.10

Connected to Parker Legris push-in fittings, the calibration of Parker Legris tubing ensures perfect sealing based on NF E49-100 (for semi-rigid PA) and NF E49-101 (for twin PU ester).

To calculate burst pressure, the values in these graphs should be multiplied by 3.



1010P.. M Semi-Rigid Polyamide (PA) Multi-Tubing

Reel 10 m

O.D. (mm)	I.D. (mm)		Number of tubes		kg
4	2.7	35	4	1010P04 00M04	1.440
4	2.7	45	7	1010P04 00M07	1.920
6	4	55	4	1010P06 00M04	2.300
6	4	60	7	1010P06 00M07	2.900
8	6	45	2	1010P08 00M02	2.600





1050P.. M Semi-Rigid Polyamide (PA) Multi-Tubing

Reel 50 m

O.D. (mm)	I.D. (mm)		Number of tubes		kg
4	2.7	20	2	1050P04 00M02	4.400
4	2.7	35	4	1050P04 00M04	6.600
4	2.7	45	7	1050P04 00M07	8.200
4	2.7	55	12	1050P04 00M12	12.444
6	4	45	2	1050P06 00M02	8.400
6	4	55	4	1050P06 00M04	14.500
6	4	60	7	1050P06 00M07	12.500
8	6	45	2	1050P08 00M02	13.000

1420U Twin Polyurethane (PU) Tubing

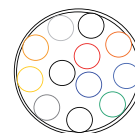
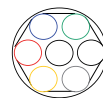
Tubepack® 25 m

O.D. tube (mm)	I.D. tube (mm)					kg
4	2.5	12	1420U04 11	1420U04 44	1420U04 41	0.620
6	4	15	1420U06 11	1420U06 44	1420U06 41	1.182
8	5.5	20	1420U08 11	1420U08 44	1420U08 41	1.942

Colour Selection



Multi-Tubing
Semi-Rigid PA/PVC Sheath



Related Products

To complement the Multi-Tubing range, Parker Legris proposes multi-connectors, shown in our general catalogue.

Push-In Fittings

Multi-Connector



PA Recoil Tubing

Parker Legris recoil tubing has a **lasting memory after multiple uses**, offering an **alternative to reels** for excellent ergonomics and space saving.

The pre-assembled tubes are equipped with a protection spring, preventing damage to the ends.

Product Advantages

Excellent Mechanical Properties

- Low pressure drop
- Good chemical compatibility
- Self-retracting
- Identical technical performance to PA tubing
- Silicone-free

Comprehensive Range

- Ready-to-use
- Various colours for circuit identification
- Available with pre-assembled connectors



Applications

- MRO
- Pneumatic Tools
- Transportation
- Lubrication
- Industrial Cleaning
- Robotics
- Car Washing

Technical Characteristics

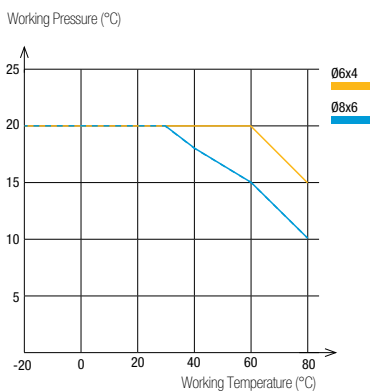
Compatible Fluids	Compressed air, lubricants, Other fluids: please consult us
Working Pressure	Vacuum to 20 bar
Working Temperature	-20°C to +80°C
Component Materials	Polyamide (60 Shore D)

Regulations

DI: 97/23/EC (PED)
 RG: 1907/2006 (REACH)
 DI: 2002/95/EC (RoHS), 2011/65/EC

Reliable performance is dependent upon the type of fluid conveyed and fittings being used. Use is guaranteed with a vacuum of 755 mm Hg (99% vacuum).

Performance of PA Recoil Tubing





Tube O.D.	Passage	Tube O.D. Tolerance
6 mm	4 mm	+0.05 / -0.10
8 mm	6 mm	+0.05 / -0.10

Packaging
 Plastic bags: 2m to 6 m
 Other lengths and colours on request



To calculate burst pressure, the values in these graphs should be multiplied by 3.

1470P Polyamide (PA) Recoil Tubing 2 m, Male BSPT Fitting

O.D. (mm)	I.D. (mm)	BSPT Thread			Total Closed Length (mm)	O.D. of Coil (mm)	kg
6	4	R1/4	1470P06 04 13	1470P06 07 13	520	60	0.143
8	6		1470P08 04 13	1470P08 07 13	560	70	0.174

Length of long straight section: 300 mm
Length of short straight section: 100 mm

1471P Polyamide (PA) Recoil Tubing 4 m, Male BSPT Fitting

O.D. (mm)	I.D. (mm)	BSPT Thread			Total Closed Length (mm)	O.D. of Coil (mm)	kg
6	4	R1/4	1471P06 04 13	1471P06 07 13	640	60	0.199
8	6		1471P08 04 13	1471P08 07 13	720	70	0.249

Length of long straight section: 300 mm
Length of short straight section: 100 mm

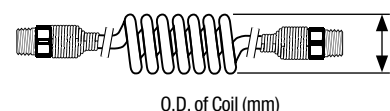
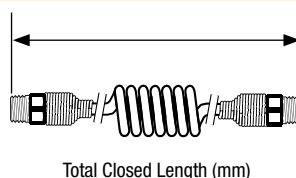
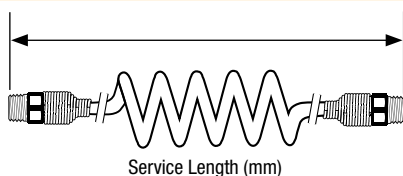
1472P Polyamide (PA) Recoil Tubing 6 m, Male BSPT Fitting

O.D. (mm)	I.D. (mm)	BSPT Thread			Total Closed Length (mm)	O.D. of Coil (mm)	kg
6	4	R1/4	1472P06 04 13	1472P06 07 13	760	60	0.260
8	6		1472P08 04 13	1472P08 07 13	880	70	0.329

Length of long straight section: 300 mm
Length of short straight section: 100 mm

Dimensions for Recoil Tubing

Service length: maximum recommended operating length in order to ensure that the coil will continue to contract after multiple uses.



PU Recoil Tubing

With its small coil diameter and good impact resistance, this polyurethane recoil tubing is perfect for installations requiring **flexibility** in confined spaces. Good resistance to shock and abrasion, together with a design integrating straight ends, allow for **easy and safe operation** of pneumatic equipment.

Product Advantages

Excellent Mechanical Properties

- Excellent coil memory
- Abrasion-resistant
- Perfect for rapid cycling applications
- Consistent tensile strength
- Optimum longevity
- Low pressure drop
- Lightweight with plastic protection spring
- Silicone-free

Comprehensive Range

- Available in 2 materials: PU ester and PU ether
- With or without pre-assembled fittings
- Pre-assembled plastic or metal protection springs to prevent damage to equipment and tubing



Applications

- Workshops
- Tooling
- Pneumatics
- Motion Technologies
- Robotics
- Industrial Machinery

Technical Characteristics

Compatible Fluids	Compressed air
Working Pressure	0 to 10 bar
Working Temperature	-20°C to +70°C (assembled tubing)
Component Materials	Polyurethane ester: 52 Shore D Polyurethane ether: 46 Shore D

Regulations

Industrial
 NF E49-101
 DI: 2002/95/EC (RoHS), 2011/65/EC
 DI: 97/23/EC (PED)
 RG: 1907/2006 (REACH)

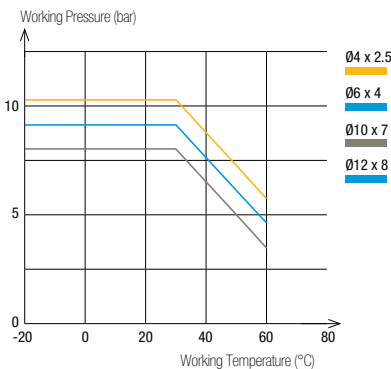
Packaging

Plastic bags: from 2 m to 7.5 m

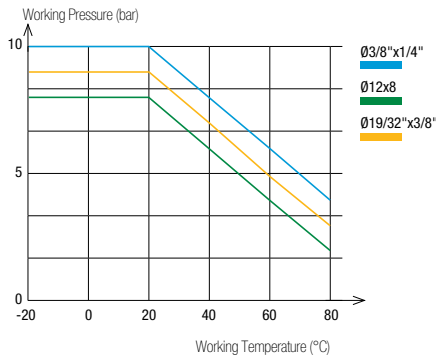
Reliable performance is dependent upon the type of fluid conveyed and fittings being used.

Performance of PU Recoil Tubing

PU Ester Recoil Tubing






PU Ether Recoil Tubing



Tube O.D.	Tube I.D.	Tube O.D. Tolerance
4 to 8 mm	2.5 to 5.5 mm	+0.10 / -0.10
10 to 12 mm	7 to 8 mm	+0.15 / -0.15
3/8" and 19/32"	1/4" and 3/8"	+/- 0.005"




To calculate burst pressure, the values in these graphs should be multiplied by 3.

1470U Polyurethane (PU) Ester Recoil Tubing 2 m, Male BSPT Fitting

O.D. (mm)	I.D. (mm)	BSPT Thread				Total Closed Length (mm)	O.D. of Coil (mm)	kg
4	2.5	R1/8	1470U04 03 10	1470U04 04 10	1470U04 05 10	595	24	0.060
6	4	R1/4	1470U06 03 13	1470U06 04 13	1470U06 05 13	630	32	0.060
8	5	R1/4	1470U08 03 13	1470U08 04 13	1470U08 05 13	780	42	0.120
10	7	R1/4	1470U10 03 13	1470U10 04 13	1470U10 05 13	780	62	0.160
12	8	R3/8	1470U12 03 17	1470U12 04 17	1470U12 05 17	780	65	0.190




Length of long straight section, O.D. < 8 mm: 300 mm; Length of long straight section, O.D. ≥ 8 mm: 500 mm; Length of short straight section, for all O.D.: 100 mm

1471U Polyurethane (PU) Ester Recoil Tubing 4 m, Male BSPT Fitting

O.D. (mm)	I.D. (mm)	BSPT Thread				Total Closed Length (mm)	O.D. of Coil (mm)	kg
4	2.5	R1/8	1471U04 03 10	1471U04 04 10	1471U04 05 10	785	24	0.100
6	4	R1/4	1471U06 03 13	1471U06 04 13	1471U06 05 13	850	32	0.160
8	5	R1/4	1471U08 03 13	1471U08 04 13	1471U08 05 13	1000	42	0.200
10	7	R1/4	1471U10 03 13	1471U10 04 13	1471U10 05 13	1000	62	0.230
12	8	R3/8	1471U12 03 17	1471U12 04 17	1471U12 05 17	1140	65	0.260


Length of long straight section, O.D. < 8 mm: 300 mm; Length of long straight section, O.D. ≥ 8 mm: 500 mm; Length of short straight section, for all O.D.: 100 mm

1472U Polyurethane (PU) Ester Recoil Tubing 6 m, Male BSPT Fitting

O.D. (mm)	I.D. (mm)	BSPT Thread				Total Closed Length (mm)	O.D. of Coil (mm)	kg
8	5	R1/4	1472U08 03 13	1472U08 04 13	1472U08 05 13	1230	42	0.280
10	7	R1/4	1472U10 03 13	1472U10 04 13	1472U10 05 13	1140	62	0.295
12	8	R3/8	1472U12 03 17	1472U12 04 17	1472U12 05 17	1190	65	0.310


Length of long straight section, O.D. < 8 mm: 300 mm; Length of long straight section, O.D. ≥ 8 mm: 500 mm; Length of short straight section, for all O.D.: 100 mm

1460U Polyurethane (PU) Ester Recoil Tubing 2 m

O.D. (mm)	I.D. (mm)		Total Closed Length (mm)	O.D. of Coil (mm)	kg
8	5	1460U08 04	780	42	0.064
10	7	1460U10 04	780	62	0.122
12	8	1460U12 04	780	65	0.172


Length of long straight section, O.D. < 8 mm: 300 mm; Length of long straight section, O.D. ≥ 8 mm: 500 mm; Length of short straight section, for all O.D.: 100 mm

1461U Polyurethane (PU) Ester Recoil Tubing 4 m

O.D. (mm)	I.D. (mm)		Total Closed Length (mm)	O.D. of Coil (mm)	kg
8	5	1461U08 04	1000	42	0.128
10	7	1461U10 04	1000	62	0.244
12	8	1461U12 04	1000	65	0.344

Length of long straight section, O.D. < 8 mm: 300 mm; Length of long straight section, O.D. ≥ 8 mm: 500 mm; Length of short straight section, for all O.D.: 100 mm


1462U Polyurethane (PU) Ester Recoil Tubing 6 m

O.D. (mm)	I.D. (mm)		Total Closed Length (mm)	O.D. of Coil (mm)	kg
8	5	1462U08 04	1230	42	0.192
10	7	1462U10 04	1140	62	1.246
12	8	1462U12 04	1190	65	0.280


Length of long straight section, O.D. < 8 mm: 300 mm; Length of long straight section, O.D. ≥ 8 mm: 500 mm; Length of short straight section, for all O.D.: 100 mm

PU Recoil Tubing


1445U..R Recoil Polyurethane (PU) Ether Tubing 3 m, Male BSPP Fitting

O.D. (mm)	I.D. (mm)	BSPP Thread		Total Closed Length (mm)	O.D. of Coil (mm)	kg
8	5	G1/4	1445U08R04 13	819	40	0.170
3/8"	1/4"	G1/4	1445U60R04 13	769	60	0.230
12	8	G3/8	1445U12R04 17	789	80	0.310
14	9.5	G3/8	1445U14R04 17	759	110	0.460


1441U..R Recoil Polyurethane (PU) Ether Tubing 4 m, Male BSPP Fitting

O.D. (mm)	I.D. (mm)	BSPP Thread		Total Closed Length (mm)	O.D. of Coil (mm)	kg
8	5	G1/4	1441U08R04 13	889	40	0.220
3/8"	1/4"	G1/4	1441U60R04 13	819	60	0.260
12	8	G3/8	1441U12R04 17	849	80	0.400
14	9.5	G3/8	1441U14R04 17	809	110	0.554

1442U..R Recoil Polyurethane (PU) Ether Tubing 6 m, Male BSPP Fitting


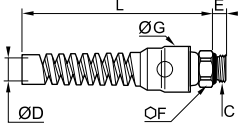

O.D. (mm)	I.D. (mm)	BSPP Thread		Total Closed Length (mm)	O.D. of Coil (mm)	kg
8	5	G1/4	1442U08R04 13	1029	40	0.340
3/8"	1/4"	G1/4	1442U60R04 13	929	60	0.360
12	8	G3/8	1442U12R04 17	969	80	0.530
14	9.5	G3/8	1442U14R04 17	909	110	0.920

1447U..R Recoil Polyurethane (PU) Ether Tubing 7.5 m, Male BSPP Fitting


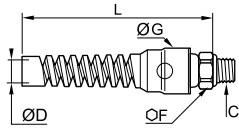

O.D. (mm)	I.D. (mm)	BSPP Thread		Total Closed Length (mm)	O.D. of Coil (mm)	kg
8	5	G1/4	1447U08R04 13	1134	40	0.420
3/8"	1/4"	G1/4	1447U60R04 13	1009	60	0.460
12	8	G3/8	1447U12R04 17	1059	80	0.600
14	9.5	G3/8	1447U14R04 17	984	110	1.150

Accessories

0694 Push-In Fitting with Protection Spring, Male BSPP Thread

	Nickel-plated brass, NBR 	ØD	C		E	F	G	L	kg
		8	G1/4	0694 08 13	6.5	16	24	104.5	0.067
		10	G1/4	0694 10 13	6.5	18	24	106.5	0.062
		12	G3/8	0694 12 17	7.5	20	29.5	126	0.080

0695 Push-In Fitting with Protection Spring, Male BSPT Thread

	Nickel-plated brass, NBR 	ØD	C		F	G	L	kg
		8	R1/4	0695 08 13	14	24	104.5	0.055
		10	R1/4	0695 10 13	18	24	106.5	0.064
		12	R3/8	0695 12 17	20	29.5	126	0.090

PA tubing can be connected to various fittings; you will find these fittings in our general catalogue or on our website, www.parkerlegris.com.

Tubing

Semi-Rigid PA



Rigid PA



Push-In Fittings

LF 3000*



LF 3600



LF 3800/LF 3900



LF 6100



Compression Fittings

Brass



Stainless Steel



Ferrules



Function Fittings

7060



7010



Braided PU Recoil Hose

This recoil hose offers all the advantages of polyurethane, combining the **durability** and **kink resistance** of bulkier braided hoses with great **elasticity** and maximum **flexibility**.

Product Advantages

Excellent Mechanical Properties

Unsurpassed resistance to abrasion: 10 times better than rubber, polyamide and non-braided polyurethane
 Excellent flexibility and coil memory: minimizes work fatigue
 Highly kink and crush-resistant
 Silicone-free

Ready-to-Use

Pre-assembled threaded fittings
 Tube ends protected with a plastic spring
 Lightweight for easy handling
 3 lengths available
 Translucent blue: visibility of the fluid



Machine Tools
 Industrial Assembly
 Pneumatics
 In-Plant Automotive
 Workshops

Applications

Technical Characteristics

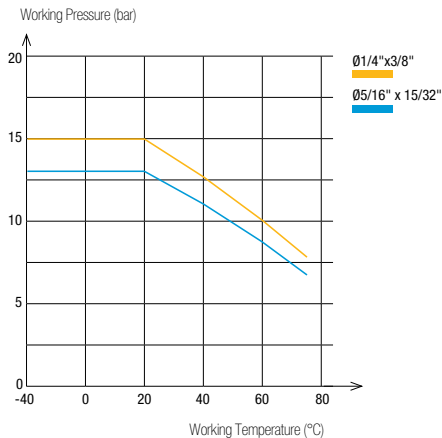
Compatible Fluids	Compressed air Other fluids: please consult us
Working Pressure	0 to 15 bar
Working Temperature	-40°C to +75°C
Component Materials	Polyurethane (85 Shore A)

Regulations

DI: 97/23/EC(PED)
 RG: 1907/2006 (REACH)
 DI: 2002/95/EC (RoHS), 2011/65/EC

Reliable performance is dependent upon the type of fluid conveyed and fittings being used.

Performance of Braided PU Recoil Hose



Hose O.D.	Hose I.D.	Hose I.D. Tolerance
3/8"	1/4"	+/- 0.005"
15/32"	5/16"	


Packaging

Plastic bags: 3 m to 7.5 m


Connected to Parker Legris push-in fittings, the calibration of PU tubing ensures perfect sealing.

To calculate burst pressure, the values in this graph should be multiplied by 4.

1445U..E Braided Polyurethane (PU) Recoil Hose 3 m, Male BSPP Fitting

Ø ext. (mm)	I.D. (mm)	BSPP Thread		Total Closed Length (mm)	O.D. of Coil (mm)	kg
3/8"	1/4"	G1/4	1445U60E04 13	870	42	0.210
12	8	G3/8	1445U12E04 17	880	55	0.300

1442U..E Braided Polyurethane (PU) Recoil Hose 6 m, Male BSPP Fitting

O.D. (mm)	I.D. (mm)	BSPP Thread		Total Closed Length (mm)	O.D. of Coil (mm)	kg
3/8"	1/4"	G1/4	1442U60E04 13	1140	42	0.420
12	8	G3/8	1442U12E04 17	1160	55	0.600

1447U..E Braided Polyurethane (PU) Recoil Hose 7.5 m, Male BSPP Fitting

O.D. (mm)	I.D. (mm)	BSPP Thread		Total Closed Length (mm)	O.D. of Coil (mm)	kg
3/8"	1/4"	G1/4	1447U60E04 13	1275	42	0.525
12	8	G3/8	1447U12E04 17	1300	55	0.750

Related Products

Parker Legris recoil tubing is designed for use with Parker Legris blowguns and couplers. These products can be found in our general catalogue or on our website, www.parkerlegris.com.

Industrial Blowguns

Polymer



Metal



Couplers

C 9000



Metal



PVC Braided Hose

Parker Legris offers two **grades of PVC** which cover a wide range of industrial applications for the **transportation of various fluids**.

Product Advantages

Food-Grade PVC Monograde tubing reinforced with a braided polyester ply
 Flexible: space saving during installation
 Translucent for visual identification:

- of the fluid
- of inner cleanliness
- of fluid flow

Food-grade, without phthalates
 Silicone-free

Industrial PVC Tubing with a braided polyester ply between 2 grades of PVC
 Resistant to abrasion, impact and crushing
 Increased durability
 Lightweight and easy-to-use
 Silicone-free



Applications

- Robotics
- In-Plant Automotive
- Pneumatics
- Semi-Conductors
- Textile
- Packaging
- Vacuum

Technical Characteristics

Hose	Food-Grade PVC	Industrial PVC
Compatible Fluids	Compressed air, other fluids	Compressed air
Working Pressure	0 to 15 bar	0 to 15 bar
Working Temperature	-20°C to +70°C	-25°C to +60°C
Component Materials	Translucent food-grade PVC, phthalate-free with polyester braid	Industrial blue PVC, multi-layer, with polyester braid

Regulations

Food-Grade PVC

FDA: 21 CFR 177.1550
 RG: 1907/2006 (REACH)
 RG: 1935/2004
 DI: 2002/95/EC (RoHS), 2011/65/EC
 DI: 2007/10/EC (phthalates)

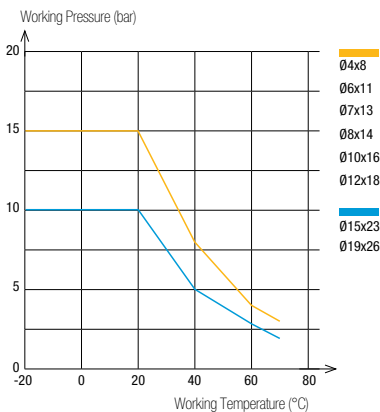
Industrial PVC

DI: 97/23/CE (PED)
 RG: 1907/2006 (REACH)
 DI: 2002/95/EC (RoHS), 2011/65/EC

Reliable performance is dependent upon the type of fluid conveyed and fittings being used.

Hose Performance

Food-Grade PVC



Hose Type	Hose I.D.	Hose I.D. Tolerance
Food-Grade PVC	4 to 6 mm	+0.5 / -0.5
	7 to 12 mm	+0.6 / -0.6
	15 to 19 mm	+0.8 / -0.8
Industrial PVC	6.3 mm	+0.3 / -0.3
	9 mm	+0.5 / -0.5
	12.7 mm	+0.6 / -0.6

Packaging



Reel: 25 m, 50 m
 (with protective plastic bag)

To calculate burst pressure, the values in these graphs should be multiplied by 3.

1025V

Food-Grade Braided PVC Hose



Reel 25 m

O.D. (mm)	I.D. (mm)			kg
8	4	10	1025V08 00 04	1.260
11	6	12	1025V11 00 06	2.253
13	7	14	1025V13 00 07	3.182
14	8	16	1025V14 00 08	3.434
16	10	25	1025V16 00 10	3.800
18	12	30	1025V18 00 12	4.423
23	15	40	1025V23 00 15	7.300
26	19	60	1025V26 00 19	7.300

1050V

Food-Grade Braided PVC Hose



Reel 50 m

O.D. (mm)	I.D. (mm)			kg
8	4	10	1050V08 00 04	2.690
11	6	12	1050V11 00 06	4.200
13	7	14	1050V13 00 07	5.966
14	8	16	1050V14 00 08	6.058
16	10	25	1050V16 00 10	6.400
18	12	30	1050V18 00 12	8.250
23	15	40	1050V23 00 15	14.600
26	19	60	1050V26 00 19	14.600

1025V..C

Industrial-Grade Braided PVC Hose



Reel 25 m

O.D. (mm)	I.D. (mm)			kg
11	6	45	1025V11C04 06	2.175
14	9	63	1025V14C04 09	3.250
19	13	89	1025V19C04 13	4.975

1050V..C

Industrial-Grade Braided PVC Hose

Reel 50 m

O.D. (mm)	I.D. (mm)			kg
11	6	45	1050V11C04 06	4.350
14	9	63	1050V14C04 09	6.500
19	13	89	1050V19C04 13	9.950

Related Products

PVC tubing is designed for use with Parker Legris barb connectors and couplers. These products can be found in our general catalogue or on our website, www.parkerlegris.com.

Barb Connectors

0191



0123



Couplers

C 9000



Metal



Self-Fastening NBR Hose

Parker Legris self-fastening hose is designed according to **CNOMO E07.21.115N***. This range of hose should be used with Legris barb connectors and provides both the **reliability** of self-fastening technology and **simplicity of installation**.

Product Advantages

Exceptional Endurance

Unsurpassed resistance to repetitive flexing
Protection against spark and flame
Abrasion and crush-resistant
UV-resistant

Ideal for In-Plant Automotive

Excellent ozone resistance
Perfect for cooling systems
Maximum flow with no pressure drop
4 colours for immediate circuit identification
Silicone-free

Ready-To-Use

No lubrication, additive (grease, oil, ...etc), or preparation time required
To connect: push the hose fully home against the fitting shoulder
To disassemble: cut the hose on the barbed side of the fitting



In-Plant Automotive
Cooling
Welding Robots
Pneumatics
Industrial Machinery

Applications

Technical Characteristics

Compatible Fluids	Coolants, compressed air
Working Pressure	0 to 16 bar
Working Temperature	-20°C to +100°C
Component Materials	Nitrile butadiene rubber & textile braid

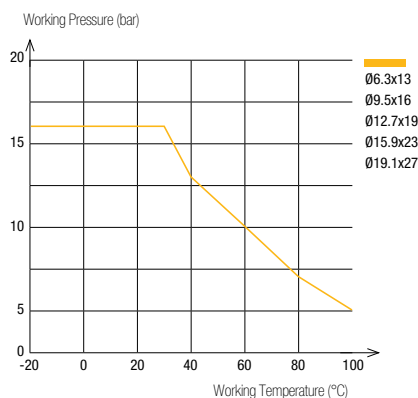
Regulations

NFT 46-019-1
NFT 47 252
RG: 1907/2006 (REACH)
DI: 2002/95/EC (RoHS), 2011/65/EC
CNOMO: E07.21.115N

***CAUTION: CNOMO certification is valid exclusively for red and green hose, only when connected to Legris' CNOMO-certified barb connectors 0132, 0133 and 0134.**

Reliable performance is dependent upon the type of fluid conveyed and fittings being used.

Performance of Self-Fastening NBR Hose



DN mm CNOMO	DN (standard)	Hose I.D. (mm)	Hose I.D. Tolerance (mm)
6	1/4"	6.3 mm	+0.4 / -0.4
8	3/8"	9.5 mm	+0.5 / -0.5
12 16 20	1/2" 5/8" 3/4"	12.7 mm 15.9 mm 19.1 mm	+0.6 / -0.6

Packaging






Drum: 20 m, 40 m, 80 m, 100 m

Use with water: maximum temperature 100°C
Use with air: maximum temperature 70°C

To calculate burst pressure, the values in this graph should be multiplied by 3.

1040H Braided Self-Fastening NBR Hose






Drum 40 m

DN	O.D. (mm)	I.D. (mm)						kg
1/4	13	6.3	60	1040H56 01	1040H56 02	1040H56 03	1040H56 04	7.000
3/8	16	9.5	70	1040H60 01	1040H60 02	1040H60 03	1040H60 04	8.600
1/2	19	12.7	120	1040H62 01	1040H62 02	1040H62 03	1040H62 04	9.450
5/8	23	15.9	140	1040H66 01	1040H66 02	1040H66 03	1040H66 04	13.000
3/4	27	19.1	170	1040H69 01	1040H69 02	1040H69 03	1040H69 04	16.500

Also available in 20 m length upon request

1080H Braided Self-Fastening NBR Hose






Drum 80 m

DN	O.D. (mm)	I.D. (mm)						kg
5/8	23	15.9	140	1080H66 01	1080H66 02	1080H66 03	1080H66 04	26.160
3/4	27	19.1	170	1080H69 01	1080H69 02	1080H69 03	1080H69 04	33.160

Also available in 20 m length upon request

1100H Braided Self-Fastening NBR Hose

Drum 100 m

DN	O.D. (mm)	I.D. (mm)						kg
1/4	13	6.3	60	1100H56 01	1100H56 02	1100H56 03	1100H56 04	14.660
3/8	16	9.5	70	1100H60 01	1100H60 02	1100H60 03	1100H60 04	20.600
1/2	19	12.7	120	1100H62 01	1100H62 02	1100H62 03	1100H62 04	23.000

Also available in 20 m length upon request

Related Products

Self-fastening hose is designed for use with Parker Legris brass barb connectors (CNOMO-certified) which you can find in our general catalogue or on our website, www.parkerlegris.com.

Barb Connectors

0132 0133 .. 39 0134



Installation Tool

Tool Part Number:
0650 00 00 05

This automatic installation tool reduces the effort required to connect self-fastening hose onto a barb connector.



Tube Cutting and Positioning

Cut the tube at a right angle and position the barb connector on the mounting tool.


Barb connector support



Press-Fitting the Tube


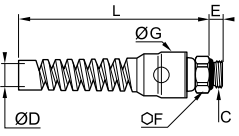

Activate the press-fit tool; connection is complete when the tube is fully home on the barb connector. This tool has been designed for use with 5 different diameters and is easy to operate.

Barb connector support


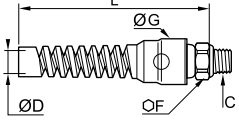



Accessories




0694 Push-In Fitting with Protection Spring, Male BSPP Thread

	Nickel-plated brass, NBR 		ØD	C	E F G L kg						
			8	G1/4		0694 08 13	6.5	16	24	104.5	0.067
			10	G1/4		0694 10 13	6.5	18	24	106.5	0.062
			12	G3/8		0694 12 17	7.5	20	29.5	126	0.080

0695 Push-In Fitting with Protection Spring, Male BSPT Thread



	Nickel-plated brass, NBR 		ØD	C	F G L kg					
			8	R1/4		0695 08 13	14	24	104.5	0.055
			10	R1/4		0695 10 13	18	24	106.5	0.064
			12	R3/8		0695 12 17	20	29.5	126	0.090

3000 71 00 Tube Cutter

	Technical polymer 		H	L	kg
			3000 71 00	25	79



This tool is designed to give a clean cut at right angles to the tube axis for all resilient polymer tubing (polyamide, polyurethane, FEP, polyethylene, etc.) from 4 mm to 12 mm diameter inclusive.
 Replacement blades: part number 3000 71 00 05
 A spring maintains the cutter in the closed position.

3000 71 11 Tube Cutter

	Treated steel		kg
			3000 71 11


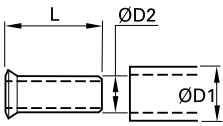

Replacement blades: part number 3000 71 11 05

6000 71 00 Stripping Tool


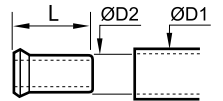

	Technical polymer, stainless steel		kg
			6000 71 00

Working principle of the stripping tool page 17


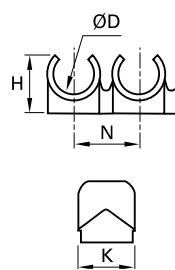

1827 Stainless Steel Tube Support for Fluoropolymer Tubing

	Stainless steel 316L 	ØD1	ØD2		L	kg
		6	4	1827 06 00	11.5	0.001
		8	6	1827 08 00	14	0.001
		10	8	1827 10 00	18	0.001
		12	9	1827 12 09	18	0.001
		12	10	1827 12 00	18	0.001
		16	14	1827 16 00	18	0.002
This tube support is necessary when using fluoropolymer FEP tubing at all temperatures compatible with the fitting/ tubing assembly.						


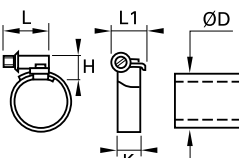

0127 Brass Tube Support for Polymer Tubing

	Brass 	ØD1	ØD2		L	kg
		4	2	0127 04 00	11	0.001
			2.7	0127 04 27	11	0.001
		5	3	0127 05 03	11	0.001
			3.3	0127 05 00	11.5	0.009
		6	4	0127 06 00	11.5	0.001
			5.5	0127 08 55	14	0.001
		8	6	0127 08 00	14	0.001
			7	0127 10 07	18	0.001
		10	7.5	0127 10 75	18	0.001
			8	0127 10 00	18	0.002
			8	0127 12 08	18	0.002
		12	9	0127 12 09	18	0.002
			10	0127 12 00	18	0.001
		14	11	0127 14 11	18	0.002
			12	0127 14 00	18	0.002
		15	12	0127 15 12	18	0.002
		16	13	0127 16 13	18	0.003
		18	14	0127 18 14	19.5	0.003
		20	15	0127 20 15	20.5	0.003
22	16	0127 22 16	21	0.004		
25	19	0127 25 19	25	0.007		
This tube support guarantees good gripping, at high temperatures and pressures, by preventing collapsing of the tube.						

CLIP Clip Strip for Tubing and Fittings

	Technical polymer 	ØD		H	K	N	kg
		4	CLIP 04 00	9	13.5	10.5	0.007
		6	CLIP 06 00	10.5	13	10.5	0.004
		8	CLIP 08 00	12.5	10.5	12	0.007
		10	CLIP 10 00	14	12	15	0.005
		12	CLIP 12 00	16.5	14	16.5	0.009
		14	CLIP 14 00	18	16	20.5	0.008
Delivered in boxes of 10 strips of the same diameter (complete with self-tapping screws of 95 mm length) These clips can be used with metric or inch tubing.							

0697 Clip for Braided Tubing

	Treated steel 	ØD		H	K	L	L1	kg
		6-11	0697 00 01	7	5	12	7	0.004
		10-16	0697 00 02	12	9	21	13	0.011
		12-22	0697 00 03	12	9	21	13	0.015
		16-27	0697 00 04	12	9	24	13	0.015
		20-32	0697 00 05	12	9	24	13	0.016

Chemical Compatibility Chart

Recommended	1	Not Recommended	3
Satisfactory	2	On request	-

Substances	PA	PU ether	PU ester	Low Density PE	Advanced PE	FEP/PFA
Acetaldehyde	1	-	-	3	-	1
Acetone	1	3	1	3	-	1
Acid, chromic up to 10%	-	3	3	1 (50 %)	-	1
Acid, citric	3	-	-	1	1 up to 60°C	1
Acid, formic up to 10%	-	2	3	1	1 at 25% at 20°C	1
Acid, hydrochloric up to 10%	1	1	3	1	1 at 20°C	1
Acid, phosphoric up to 50%	3	2	3	1	2 at 20°C	1
Acid, sulphuric up to 10%	3	1	3	1	1	1
Acid, acetic	2 at 10 %	1	3	1 (50 %)	1 (50 %)	1
Acid, nitric	3	3	3	1 (40 %); 3(>40%)	-	1
Ammonia and gaseous	1	1	3	2	1	1
Ammonium chloride up to 10%	-	1	1	1	1	1
Benzene	1	3	3	3	3	1
Bromine	3	-	-	3	3	1
Butane	1	1	1	1 (20°C)	1	1
Butyl acetate	1	3	2	-	-	1
Butylic and butyl alcohol	-	-	-	1 (20°C)	1	1
Calcium chloride	-	1 (10 % & 40 %)	2 (10 % & 40 %)	1	1	1
Carbon tetrachloride (sodium hypochlorite)	2	3	2	1 (30 %)	3	1
Chloroform	3	3	3	3	-	1
Compressed air	1	1	1	1	1	1
Cyclohexanone	1	3	3	3	-	1
Ethanol	1	2	2	3	-	1
Ethyl acetate	1	2	2	2 (20°C)	2 (23°C); 3 (85°C)	1
Ethyl alcohol	-	-	-	3	1 (23°C); 3 (85°C)	1
Ethylene oxide	1	-	-	-	-	1
Formalin (formaldehyde)	2	-	-	1 (40 %)	-	1
Freon 12-22	1	2	2	-	-	1
Glucose	1	-	-	-	1	1
Glycol (without H ₂ O)	-	1	1	-	-	1
Hydrogen	1	-	-	1	1	1
Hydrogen peroxide (perydrol)	3	2	2	1 (10 %)	1	1
Kerosene	1	1	1	-	3	1
Magnesium chloride (up to 30%)	1	1	2	1	1	1
Methane	1	1	1	-	-	1
Methanol	1	2	3	-	-	1
Methyl acetate	-	2	2	-	-	1
Methyl alcohol (pure)	-	-	-	-	2	1

Chemical Compatibility Chart

Substances	PA	PU ether	PU ester	Low Density PE	Advanced PE	FEP/PFA
Methyl chloride	2	3	2	-	-	1
Methyl ethyl ketone	1	3	3	3	-	1
Oils (paraffin)	-	1	1	-	-	1
Oils, engine (diesel)	1	2	1	-	-	1
Oxygen	1	-	1	1 (20 °C)	-	1
Ozone	3	2 or 1	1	3	3	1
Perchlorate ethylene	1	3	3	-	-	1
Petrol, with up to 40% aromatics	1	-	2	-	-	1
Petrol, with more than 40% aromatics	1	-	3	-	-	1
Phenols	3	-	3	3	-	1
Potash	-	-	3	1	-	1
Potassium chloride up to 40%	1	1	2	1	-	1
Potassium hydroxide	1 (50 %)	1 (3n)	2	1	1	1
Potassium manganate 5%	-	3	2	-	-	1
Potassium sulphate	1	-	-	1	1	1
Propane	1	1	1	-	-	1
Sodium carbonate	1	-	-	1	1	1
Sodium chloride	1 (50 %)	1	2	1	-	1
Sodium hydroxide (caustic soda)	1 (60 %)	-	-	1	1	1
Sodium hypochlorite (bleach)	1	2	3	1 (30 %)	-	1
Tetrachloroethylene	1	2	2	-	-	1
Toluene	1	2	2	3	3	1
Tributylphosphate	1	-	-	-	-	1
Trichlorethylene	1	3	3	3	-	1
Water (distilled, deionised)	-	1	1	-	-	1
Water (drinking, food)	-	-	-	-	1	1
Water (industrial)	1	-	-	-	1	1
Water (sea)	-	-	-	-	-	1
Xylem	-	2	2	-	-	1
Zinc chloride	1 (10 %)	-	-	1	-	1

For other fluids, concentrations or special implementation, please contact us.

Product Selection Table

Technical Tubing and Hose	Materials	Fluids	Maximum Pressure (bar)	Temperature		Performance in Aggressive Environments	
				Min.	Max.	Mechanical	Chemical
Semi-Rigid PA	Semi-rigid bio-sourced polyamide	Compressed air, industrial fluids	50	-40°C	+100°C	Good	Good
Rigid PA	Rigid polyamide	Compressed air, industrial fluids	58	-40°C	+80°C	Good	Good
Fireproof High Resistance PA	Polyamide with flame-retardant additive	Coolants, industrial fluids (lubricants), compressed air	50	-40°C	+100°C	Excellent	Moderate
Anti-Spark PA and PU with or without PVC sheath	Semi-rigid polyamide with PVC sheath Polyurethane ether with PVC sheath Single-layer polyurethane ether with flame-retardant additive	Compressed air, coolants, industrial fluids	36 (PA) 14 (PU)	-20°C	+80°C +70°C	Excellent	Good
PU single and multi-tube	Polyurethane ester Polyurethane ether "Crystal" food-quality polyurethane ether	Compressed air, industrial fluids (water) or food industry fluids	12	-20°C	+70°C	Excellent	Moderate Good Good
Antistatic PU	Polyurethane filled with conductive particles	Compressed air	10	-20°C	+70°C	Excellent	Moderate
Advanced PE	Polyethylene, 50% reticulated	All fluids	16	-40°C	+95°C	Good	Excellent
FEP	Fluoropolymer: fluorinated ethylene-propylene	All fluids	28	-40°C	+150°C	Good	Excellent
PFA	Fluoropolymer: high purity and coloured perfluoroalkoxy FDA	All fluids	36	-196°C	+260°C	Excellent	Excellent
Antistatic PFA	Fluoropolymer: perfluoroalkoxy filled with conducting particles	All fluids	36	-196°C	+260°C	Excellent	Good
Self-Fastening NBR	NBR with polyamide braid	Compressed air, coolants	16	-20°C	+100°C	Excellent	Good
Braided PU	Polyurethane with polyester braid	Compressed air, industrial fluids	15	-40°C	+75°C	Excellent	Good

Push-in Fittings

LF 3000®	Technical polymer/brass/NBR	Compressed air	20	-20°C	+80°C	Good	Moderate
LIQUIfit®	Bio-sourced polymer/EPDM	Liquids	16	-10°C	+95°C	Moderate	Good
LF 3200	Nickel-plated brass/NBR	Compressed air	20	-15°C	+80°C	Excellent	Moderate
LF 3600	Chemical nickel-plated brass FDA/FKM	All brass-compatible fluids	30	-20°C	+150°C	Excellent	Good
LF 6100	Brass/NBR	Oil, analytical gases	60	-40°C	+120°C	Excellent	Moderate
LF 3800 / LF 3900	316L - 303 stainless steel/FKM	All fluids	30	-20°C	+150°C	Excellent	Excellent

Cartridges and Customised Products

LF 3000®	Technical polymer/brass or chemical nickel-plated brass/NBR	Compressed air	20	-20°C	+80°C	Good	Moderate
LIQUIfit®	Bio-sourced polymer/EPDM	Liquids	16	-10°C	+95°C	Moderate	Good
LF 3600	Chemical nickel-plated brass FDA/FKM	All brass-compatible fluids	30	-20°C	+150°C	Excellent	Good
LF 3800 / LF 3900	316L - 303 stainless steel/FKM	All fluids	30	-20°C	+150°C	Excellent	Excellent
TL	Brass/NBR	Compressed air	16	-25°C	+80°C	Good	Moderate

Function Fittings

Polymer Flow Regulators	Technical polymer/nickel-plated brass	Compressed air	10	0°C	+70°C	Good	Moderate
Metal Flow Regulators	Treated brass/nickel-plated brass	Compressed air	10	0°C	+70°C	Excellent	Moderate
Stainless Steel Flow Regulators	316L stainless steel	Compressed air	40	-15°C	+120°C	Excellent	Excellent
Blocking Fittings	Nickel-plated brass	Compressed air	10	-20°C	+70°C	Excellent	Good
Piloted Non-Return Valve	Technical polymer/nickel-plated brass	Compressed air	10	-5°C	+60°C	Good	Moderate
Non-Return Fitting	Technical polymer/nickel-plated brass	Compressed air	10	0°C	+70°C	Good	Moderate
Silencers	Polymer, sintered bronze, nickel-plated brass, 316L stainless steel	Compressed air	12	-20°C	+180°C	Good	Moderate