

**MATERIAL**

Glass-fibre reinforced polyamide based (PA) technopolymer, front surface with fine grain finish.

Four standard colours: RAL 7030 dark grey, RAL 7035 light grey, RAL 9002 white, RAL 9005 black.

**STANDARD EXECUTION**

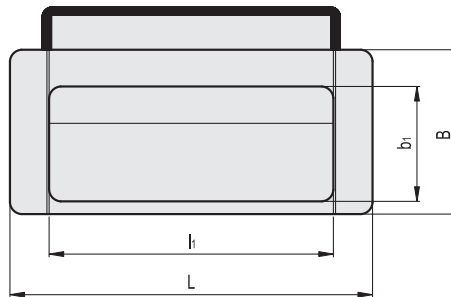
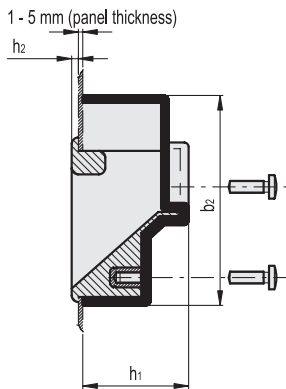
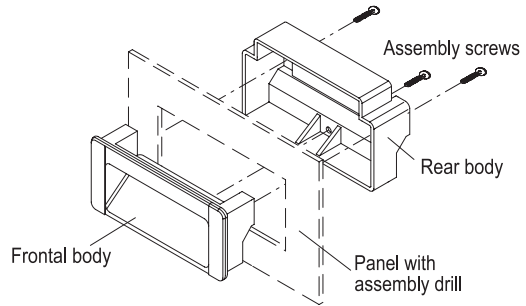
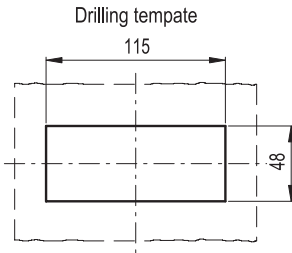
Assembly by means of 4 screws, included in the supply.

**APPLICATIONS**

RH-KM series flush pull handles are suitable to be assembled on panels with thicknesses varying from 1 to 5 mm.

**ASSEMBLY INSTRUCTIONS**

1. Make a drill in the handle according to the template dimensions reported thus removing the drilling burrs.
2. Fit the frontal body of the handle into the housing on the panel.
3. Fit the rear body of the handle onto the rear panel and press until the complete fitting with the frontal handle part.
4. Assembly by means of 4 screws, included in the supply.



**RH-KM**

Code	L	B	b1	b2	h1	h2	l1	⚖️
RHKM-48.115.7030	120	55	37	67	35.3	3	92	143
RHKM-48.115.7035	120	55	37	67	35.3	3	92	143
RHKM-48.115.9005	120	55	37	67	35.3	3	92	143

