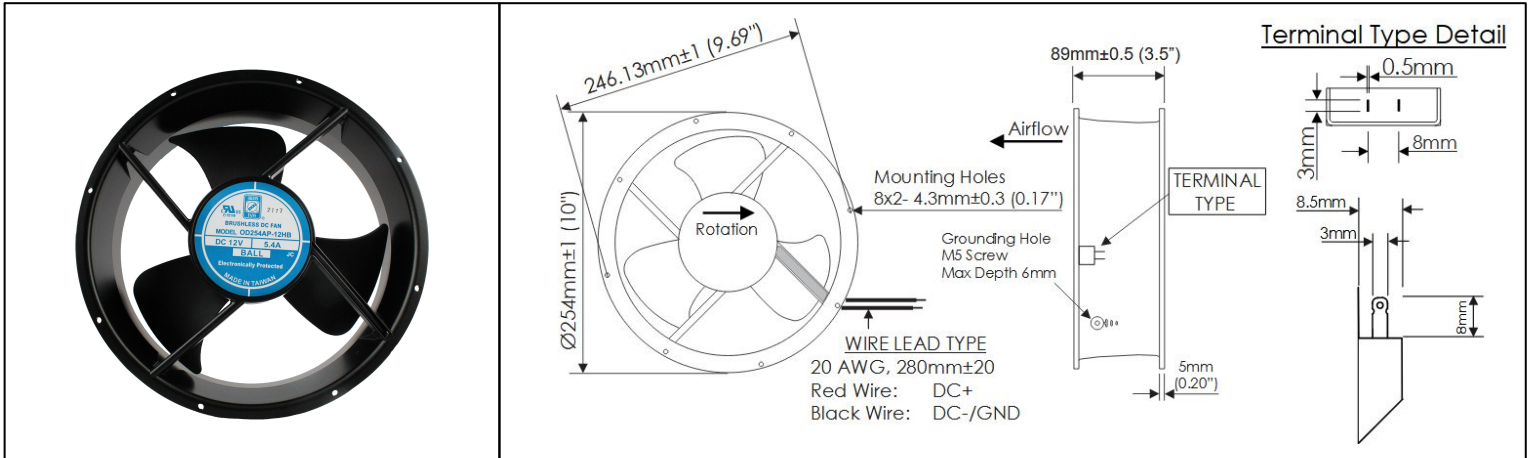


# OD254AP Series



DC Fans - 12, 24, 48V  
254mm x 89mm (10" x 3.5")



<b>Frame</b>	Die Cast Aluminum, Black Finish	<b>Operating Temperature</b> -20°C ~ +65°C  <b>Storage Temperature</b> -20°C ~ +75°C  <b>Life Expectancy</b> 90,000 Hours (L10 at 35°C)  <b>Available Options</b> Tachometer Output Alarm Output PWM Speed Control Input Thermistor Speed Control IP Ratings  Weight: 4.0 lbs
<b>Impeller</b>	PBT, UL94 V-0 Plastic	
<b>Connection</b>	2x Lead Wires, 20 AWG	
<b>Motor</b>	Brushless DC, Auto Cutoff, Auto Restart, Polarity Protected, Electronically Protected	
<b>Bearing System</b>	Ball Bearings	
<b>Dielectric Strength</b>	500VDC/min, <1mA	
<b>Insulation Resistance</b>	≥10M Ohm @ 500 VDC	

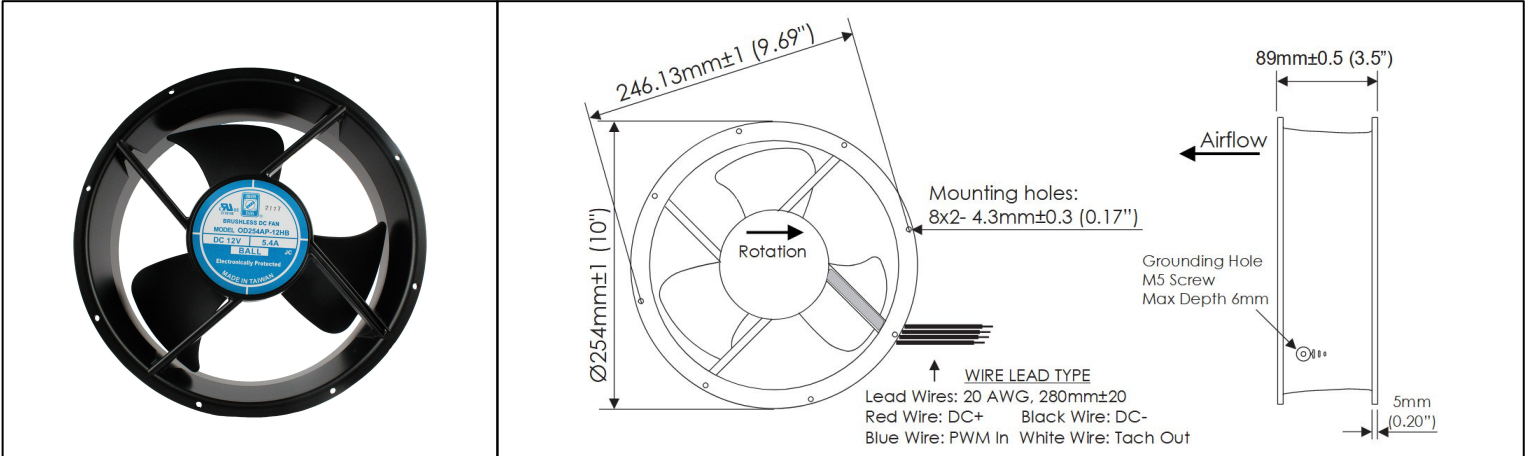
Part Number	Rated Voltage (Volts DC)	Voltage Range (Volts DC)	Input Power (Watts)	Rated Current (Amps)(Max)	Rated Speed (RPM)	Max Airflow (CFM)	Noise Level (dBA)	Max Static Pressure ("H <sub>2</sub> O)
OD254AP-12H*B	12	9 ~ 13.8	65	5.30 (5.4)	2450	830	62.1	0.79
OD254AP-12M*B	12	9 ~ 13.8	38	1.90 (3.1)	2000	690	47.4	0.58
OD254AP-12L*B	12	9 ~ 13.8	18	1.10 (1.5)	1650	550	39.4	0.37
OD254AP-24H*B	24	16 ~ 26	64	2.6 (2.65)	2450	830	62.1	0.79
OD254AP-24M*B	24	16 ~ 26	36	1.30 (1.5)	2000	690	47.4	0.58
OD254AP-24L*B	24	16 ~ 26	29	0.66 (1.2)	1650	550	39.4	0.37
OD254AP-48H*B	48	24 ~ 52	63	1.25 (1.3)	2450	830	62.1	0.79
OD254AP-48M*B	48	24 ~ 52	48	0.54 (1.0)	2000	690	47.4	0.58
OD254AP-48L*B	48	24 ~ 52	34	0.40 (0.7)	1650	550	39.4	0.37

\* Insert letter "T" for Terminal power connection type, leave blank for Wire Lead power connection type

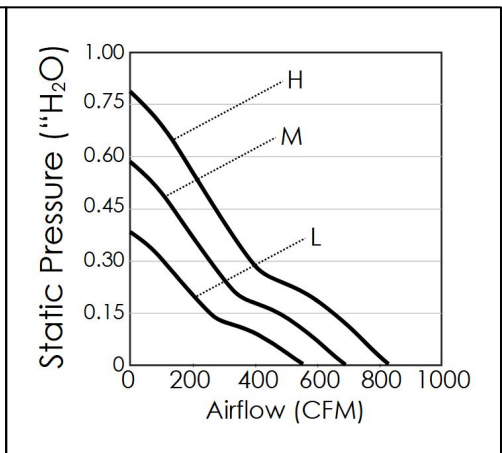
# OD254AP Series with PWM and Tach



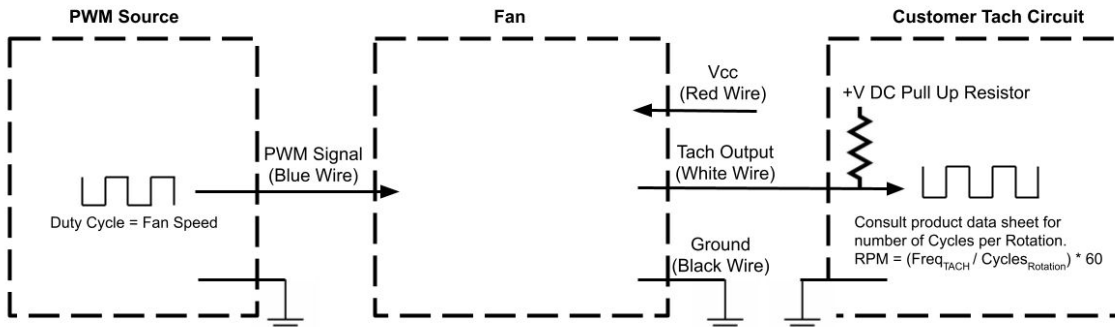
DC Fans - 12, 24, 48V  
254mm x 89mm (10" x 3.5")



<b>Frame</b>	Die Cast Aluminum, Black Finish	<b>Operating Temperature</b> -20°C ~ +65°C <b>Storage Temperature</b> -20°C ~ +75°C <b>Life Expectancy</b> 90,000 Hours (L10 at 35°C)
<b>Impeller</b>	PBT, UL94 V-0 Plastic	
<b>Connection</b>	4x Lead Wires, 20 AWG	<b>Installed Options</b> PWM Speed Control Input Open Collector Tach Output
<b>Motor</b>	Brushless DC, Auto Cutoff, Auto Restart, Polarity Protected, Electronically Protected	
<b>Bearing System</b>	Ball Bearings	<b>Available Options</b> 5V TTL Tach Output
<b>Dielectric Strength</b>	500VDC/min, <1mA	
<b>Insulation Resistance</b>	≥10M Ohm @ 500 VDC	Weight: 4.0 lbs



Part Number	Rated Voltage (Volts DC)	Voltage Range (Volts DC)	Input Power (Watts)	Rated Current (Amps)(Max)	Rated Speed (RPM)	Max Airflow (CFM)	Noise Level (dBA)	Max Static Pressure ("H <sub>2</sub> O)
OD254AP-12HB10A	12	9 ~ 13.8	65	5.30 (5.4)	2450	830	62.1	0.79
OD254AP-12MB10A	12	9 ~ 13.8	38	1.90 (3.1)	2000	690	47.4	0.58
OD254AP-12LB10A	12	9 ~ 13.8	18	1.10 (1.5)	1650	550	39.4	0.37
OD254AP-24HB10A	24	16 ~ 26	64	2.6 (2.65)	2450	830	62.1	0.79
OD254AP-24MB10A	24	16 ~ 26	36	1.30 (1.5)	2000	690	47.4	0.58
OD254AP-24LB10A	24	16 ~ 26	29	0.66 (1.2)	1650	550	39.4	0.37
OD254AP-48HB10A	48	24 ~ 52	63	1.25 (1.3)	2450	830	62.1	0.79
OD254AP-48MB10A	48	24 ~ 52	48	0.54 (1.0)	2000	690	47.4	0.58
OD254AP-48LB10A	48	24 ~ 52	34	0.40 (0.7)	1650	550	39.4	0.37



- Tach Max Pullup Voltage: Fan Vcc
- Tach Max Sink Current: 8mA
- Tach Cycles per Rotation: 2
- PWM Max High Voltage: 5V
- PWM Max Sink Current: 5mA
- PWM Frequency Range: 1KHz-40KHz
- PWM Typical Frequency: 25KHz
- RPM at 0% Duty Cycle: 0 RPM
- RPM will be full speed if PWM input is disconnected.