

Cleaning sets for microscopes KERN OCS-9



Cleaning sets for microscopes































Features

- This economical and fully equipped 7-piece cleaning set contains everything you need for the very best care of your microscope
- A silicon hand blower, dust brush, 60 ml of cleaning liquid, lint-free duster, optical cleaning cloths and cleaning swabs. You get all that in a high-quality KERN storage bag which you can also easily fix onto your belt
- You can use this set not only to gently clean your microscope, but also for example your camera, binoculars or all other optical surfaces

Model	Description
-------	-------------

KERN

OCS 901	7-piece cleaning sets for microscopes und other optical instruments
---------	---

- 
360° rotatable microscope head
- 
Monocular Microscope
 For the inspection with one eye
- 
Binocular Microscope
 For the inspection with both eyes
- 
Trinocular Microscope
 For the inspection with both eyes and the additional option for the connection of a camera
- 
Abbe Condenser
 With high numerical aperture for the concentration and the focusing of light
- 
Halogen illumination
 For pictures bright and rich in contrast
- 
LED illumination
 Cold, energy-saving and especially long-life illumination
- 
Incident illumination
 For non-transparent objects
- 
Transmitting illumination
 For transparent objects
- 
Fluorescence illumination
 For stereomicroscopes
- 
Fluorescence illumination for compound microscopes
 With 100 W mercury lamp and filter
- 
Fluorescence illumination for compound microscopes
 With 3 W LED illumination and filter
- 
Phase contrast unit
 For a higher contrast
- 
Darkfield condenser/unit
 For a higher contrast due to indirect illumination
- 
Polarising unit
 To polarise the light
- 
Infinity system
 Infinity corrected optical system
- 
Zoom magnification
 For stereomicroscopes
- 
Auto-focus
 For automatic control of the focus level
- 
Parallel optical system
 For stereomicroscopes, enables fatigue-proof working
- 
Integrated scale
 In the eyepiece
- 
SD card
 For data storage
- 
USB 2.0 digital camera
 For direct transmitting of the picture to a PC
- 
USB 3.0 digital camera
 For direct transmitting of the picture to a PC
- 
WiFi data interface:
 For transmitting of the picture to a mobile display device
- 
HDMI digital camera
 For direct transmitting of the picture to a display device
- 
PC software
 To transfer the measurements from the device to a PC.
- 
Automatic temperature compensation
 For measurements between 10 °C and 30 °C
- 
Protection against dust and water splashes IPxx:
 The type of protection is shown in the pictogram cf. DIN EN 60529:2000-09, IEC 60529:1989+A1:1999+A2:2013
- 
Battery operation
 Ready for battery operation. The battery type is specified for each device.
- 
Battery operation rechargeable
 Prepared for a rechargeable battery operation
- 
Plug-in power supply
 230V/50Hz in standard version for EU. On request GB, AUS or USA version.
- 
Integrated power supply unit
 Integrated in microscope. 230V/50Hz standard EU. More standards e.g. GB, AUS or USA on request.
- 
Package shipment
 The time required to manufacture the product internally is shown in days in the pictogram.

ABBREVIATIONS

- C-Mount** Adapter for the connection of a camera to a trinocular microscope
- FPS** Frames per second
- H(S)WF** High (Super) Wide Field (Eyepiece with high eye point for wearers of glasses)
- LWD** Long Working Distance
- N.A.** Numerical Aperture
- SLR camera** Single-Lens Reflex camera
- SWF** Super Wide Field (Field number at least \varnothing 23 mm for 10 \times eyepiece)
- W.D.** Working Distance
- WF** Wide Field (Field number up to \varnothing 22 mm for 10 \times eyepiece)