

# Heavy Duty Connectors

## RockStar®

Let's connect.

The entire  
product and  
service world under:  
[catalog.weidmueller.com](http://catalog.weidmueller.com)

Version 2020



**Weidmüller** 

## Dear Customers,

The PDF versions of our catalogues offer practical additional functions, helping you to find your way around our product range and simplifying the ordering process.

In addition to the catalogue, the PDF also contains:

- Internal page links
- Links to the online catalogue

Try it out for yourself. Click the order number to obtain more detailed information and close-up images via you web browser. The links in the PDF file also enable you to go directly to the next desired catalogue page.

Further Weidmüller product catalogues can be accessed by clicking the following:





# Our Orange Selection

## Quick and easy planning

To enable you to react quickly and easily to the requirements of your industrial environment, we have defined a core portfolio of more than 1,500 articles for you – our Orange Selection. The Orange Selection articles are tailored to one another and cover your standard requirements comprehensively.

All Orange Selection articles are "stock items": If you order by 3 p.m., your order will already be on the way the next working day! For even more efficient planning and production processes, we have marked all articles in our online product catalogue **catalog.weidmueller.com** as "always available" and stored the digital product data for the entire range.

By the way: the Orange Selection is of course also available in the Weidmüller Configurator **www.weidmueller.com/configurator**. Our powerful engineering software guides you intelligently and reliably through your selection and configuration process.

Further information and links to our services can be found at:  
**www.weidmueller.com/orange-selection**



# Heavy Duty Connectors – RockStar®

## Catalogue 3

### Heavy Duty Connectors – RockStar®

Overview

RockStar® inserts

RockStar® ModuPlug modular system

RockStar® Housings IP65 / NEMA Type 12, 4X

RockStar® Housings IP65 / EMC

RockStar® Housings IP66 / IP68 / EMC

RockStar® Wall mounting housing IP66

RockStar® HighPower

RockStar® Kits

RockStar® accessories, tools and cable glands

### Appendix

### Service and support

Index

Search according to type or order number,  
Addresses worldwide

# Heavy Duty Connectors – RockStar®

RockStar® inserts Page B.2



RockStar® ModuPlug modular system Page C.2



RockStar® Housings IP65 / NEMA Type 12, 4X Page D.2



RockStar® Housings IP65 / EMC Page E.2




RockStar® Housings IP66 / IP68 / EMC Page F.2




RockStar® Wall mounting housing IP66 Page G.2



RockStar® HighPower Page H.2



RockStar® Kits Page I.2





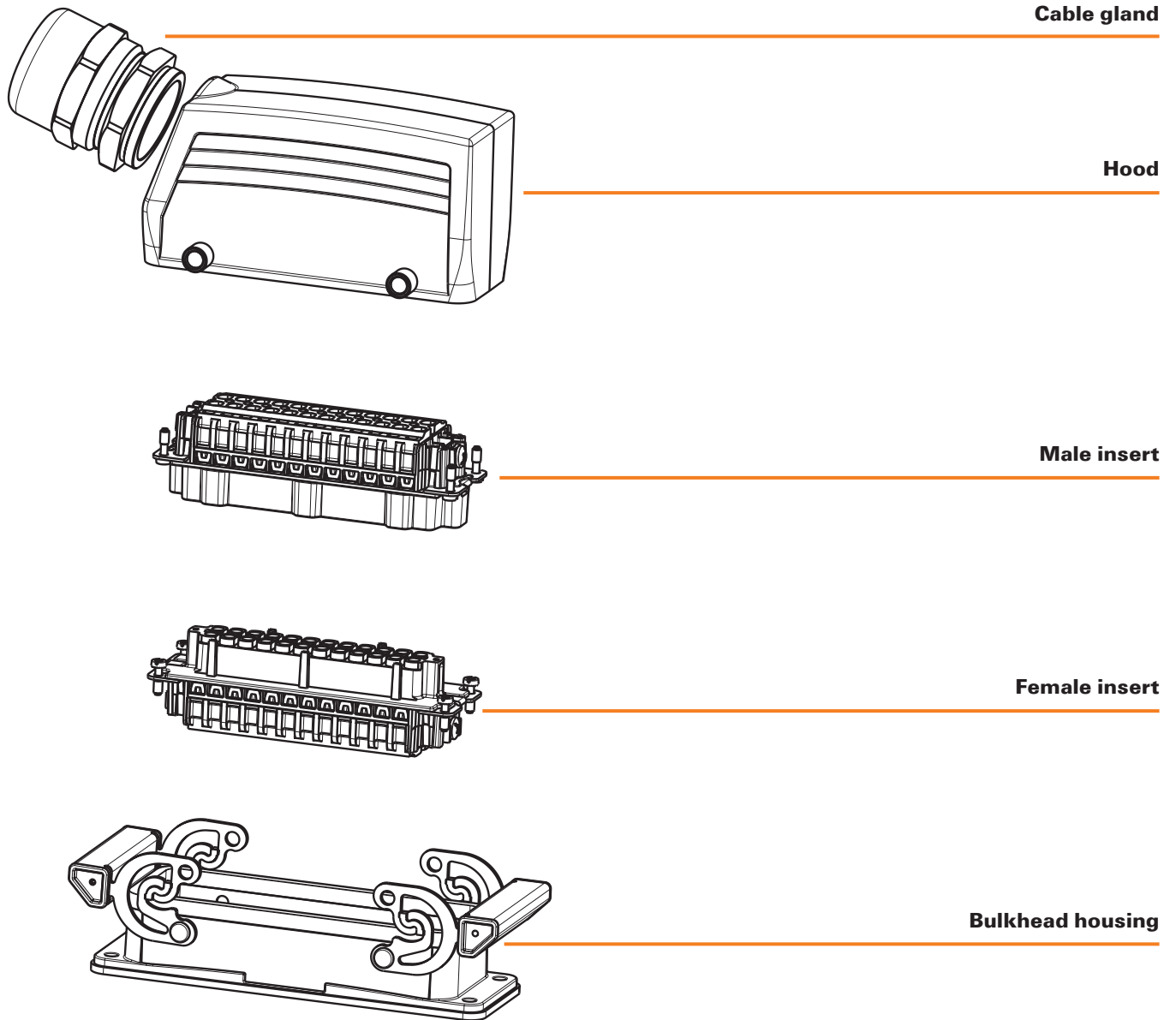




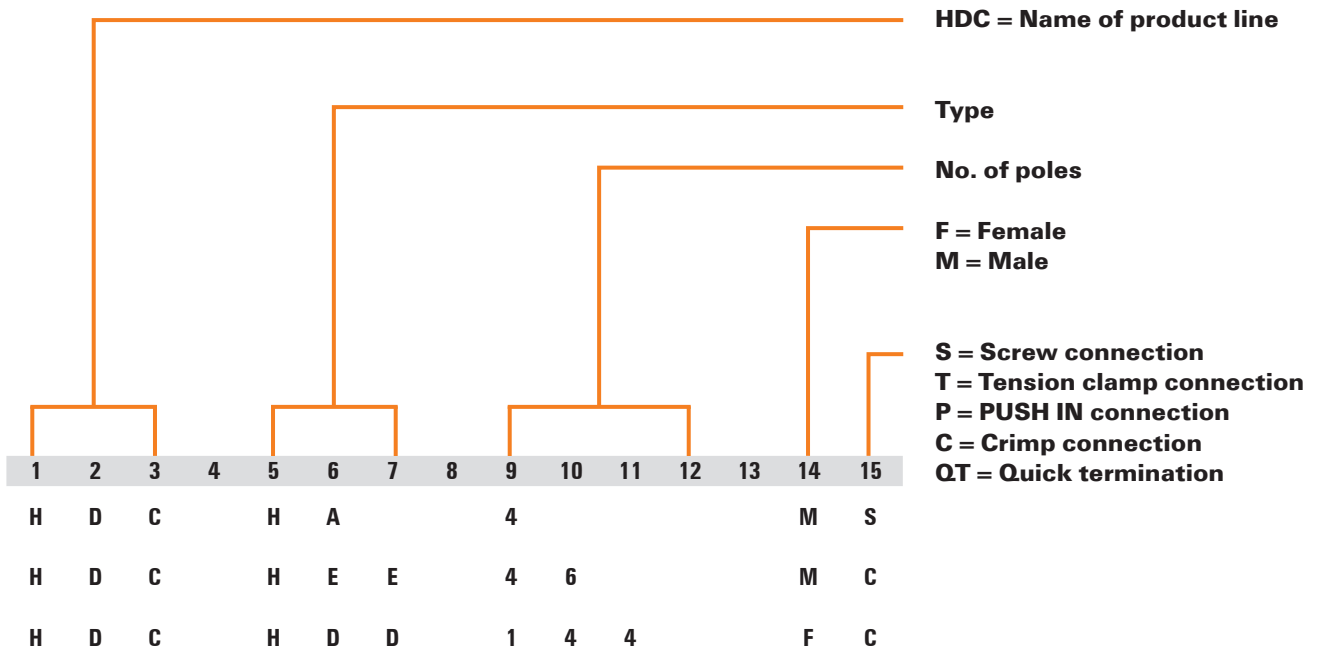
# Overview

<b>Overview</b>	Construction of heavy-duty connectors – fixed pole	A.2
	Part codes for inserts	A.3
	Overview of size 1 – fixed pole	A.4
	Overview of sizes 2, 5, 7, 9 – fixed pole	A.5
	Overview of sizes 3, 4, 6, 8, 10, 12 – fixed pole	A.6
	Overview of size HQ – fixed-pole	A.8
	Construction of heavy-duty connectors – modular	A.9
	Overview of sizes 3, 4, 6, 8, 10, 12 – modular	A.10
	The right connection for every application	A.12
	Crimp contacts	A.16
	Using wire-end ferrules	A.18
	Tightening torques and screwing tools	A.19
	Torque housing	A.20
	RockStar® – Housing types	A.22
	Locking systems	A.26
	Part codes for housings IP65	A.27
	Part codes for covers	A.28
	Part codes for housings IP68	A.29
	Panel cut-out	A.30
	Electrical data	A.32
	Electromagnetic compatibility (EMC)	A.36
	Classes of protection	A.39
	Chemical resistance	A.41
	Safety information and standards	A.42

# Construction of heavy-duty connectors – fixed pole



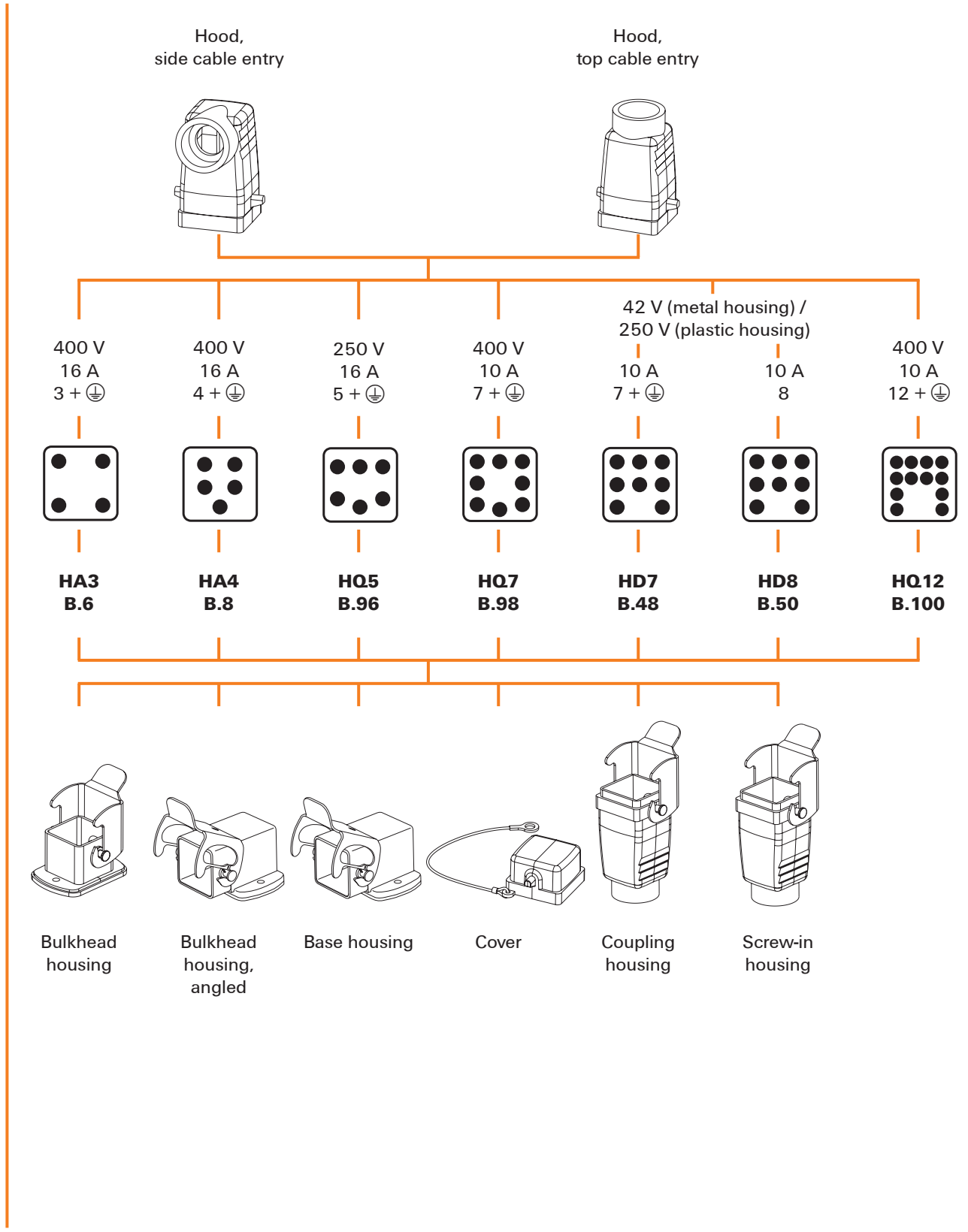
# Part codes for inserts



# Overview of size 1 – fixed pole

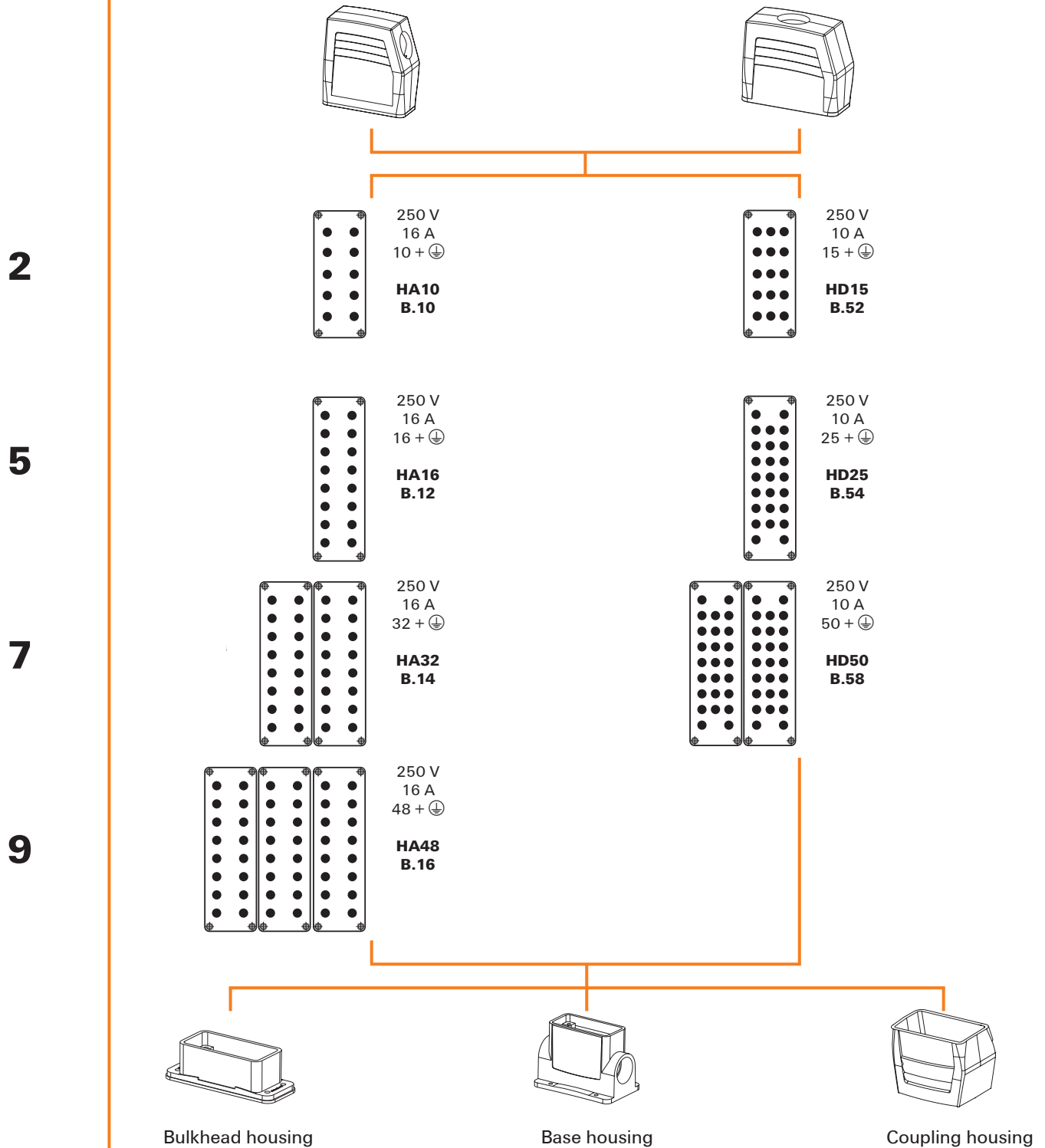
Size

1



# Overview of sizes 2, 5, 7, 9 – fixed pole

Size

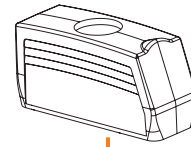
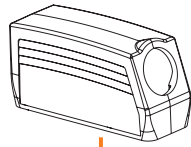


# Overview of sizes 3, 4, 6, 8, 10, 12 – fixed pole

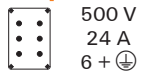
Size

Hood, side cable entry

Hood, top cable entry



3



500 V  
24 A  
6 + ⊕

**HE6**  
**B.20**



500 V  
16 A  
10 + ⊕

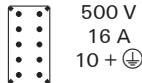
**HEE10**  
**B.34**



250 V  
10 A  
24 + ⊕

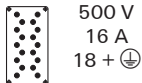
**HDD24**  
**B.68**

4



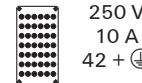
500 V  
16 A  
10 + ⊕

**HE10**  
**B.22**



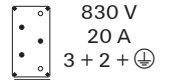
500 V  
16 A  
18 + ⊕

**HEE18**  
**B.36**



250 V  
10 A  
42 + ⊕

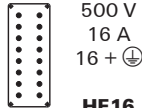
**HDD42**  
**B.70**



830 V  
20 A  
3 + 2 + ⊕

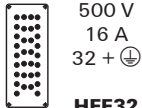
**HVE3**  
**B.82**

6



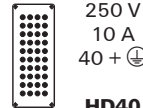
500 V  
16 A  
16 + ⊕

**HE16**  
**B.24**



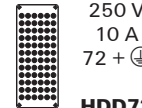
500 V  
16 A  
32 + ⊕

**HEE32**  
**B.38**



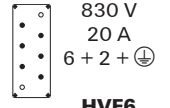
250 V  
10 A  
40 + ⊕

**HD40**  
**B.56**



250 V  
10 A  
72 + ⊕

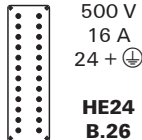
**HDD72**  
**B.72**



830 V  
20 A  
6 + 2 + ⊕

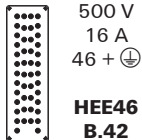
**HVE6**  
**B.84**

8



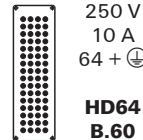
500 V  
16 A  
24 + ⊕

**HE24**  
**B.26**




500 V  
16 A  
46 + ⊕

**HEE46**  
**B.42**



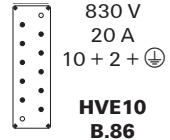
250 V  
10 A  
64 + ⊕

**HD64**  
**B.60**



250 V  
10 A  
108 + ⊕

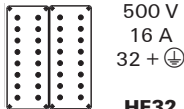
**HDD108**  
**B.74**



830 V  
20 A  
10 + 2 + ⊕

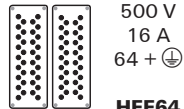
**HVE10**  
**B.86**

10



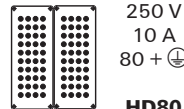
500 V  
16 A  
32 + ⊕

**HE32**  
**B.28**



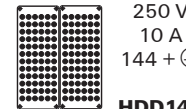
500 V  
16 A  
64 + ⊕

**HEE64**  
**B.44**



250 V  
10 A  
80 + ⊕

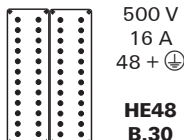
**HD80**  
**B.62**



250 V  
10 A  
144 + ⊕

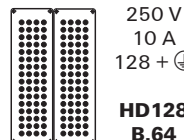
**HDD144**  
**B.76**

12



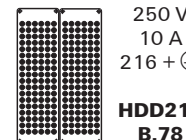
500 V  
16 A  
48 + ⊕

**HE48**  
**B.30**



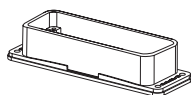
250 V  
10 A  
128 + ⊕

**HD128**  
**B.64**

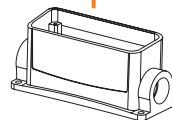


250 V  
10 A  
216 + ⊕

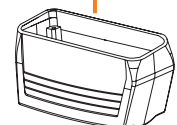
**HDD216**  
**B.78**



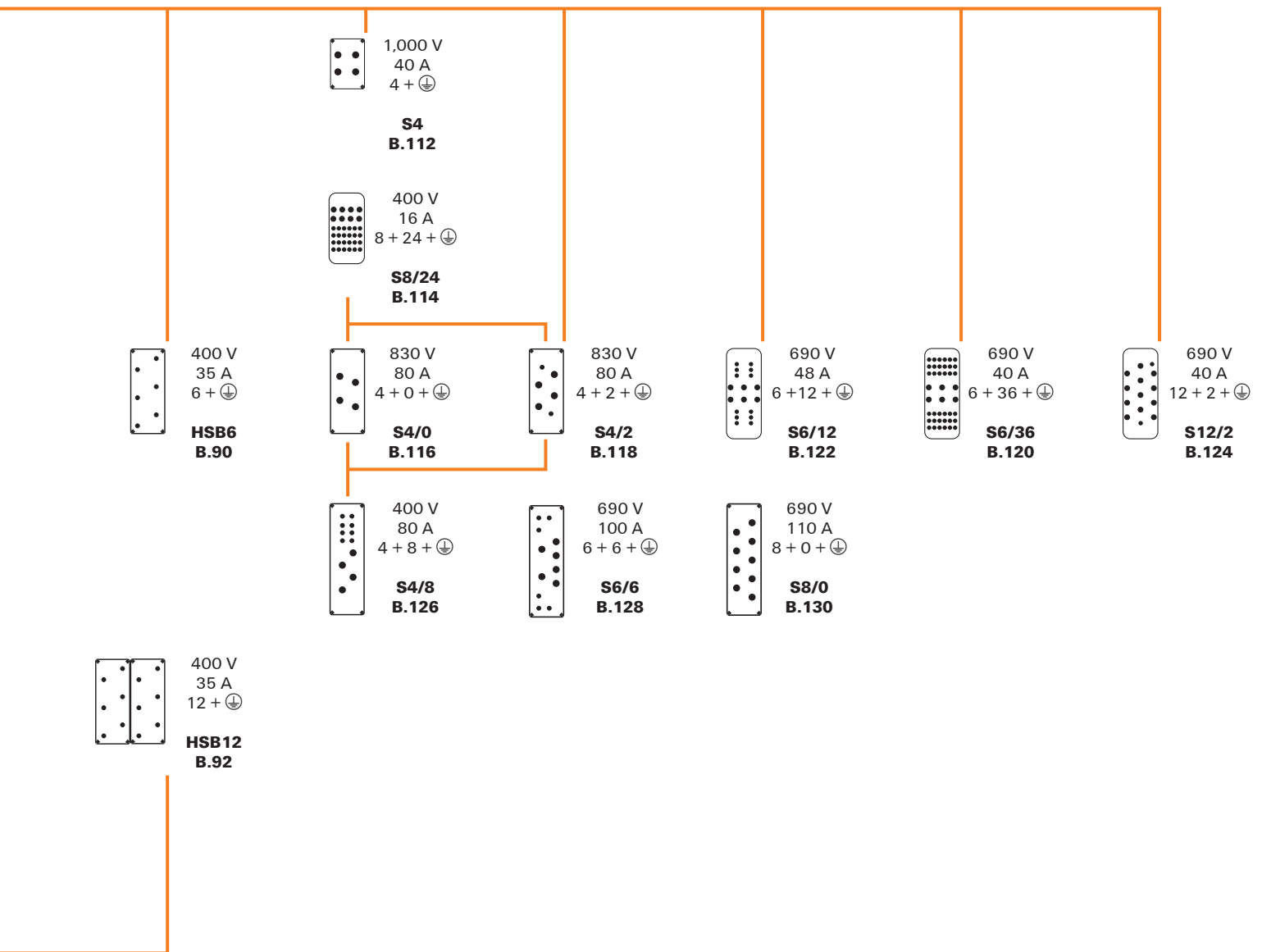
Bulkhead housing



Base housing



Coupling housing

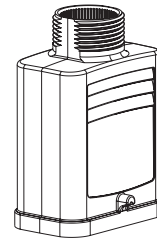
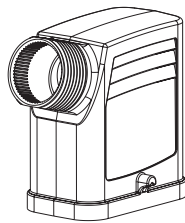


# Overview of size HQ – fixed-pole

Size

Hood, side cable entry

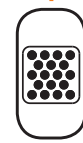
Hood, top cable entry



500 V  
16 A  
8 + ⊕

250 V  
10 A  
17 + ⊕

690 V / 250 V  
10 A / 40 A  
4 + 2 + ⊕

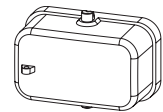
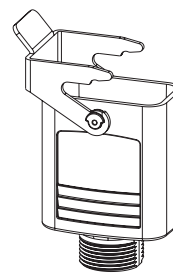
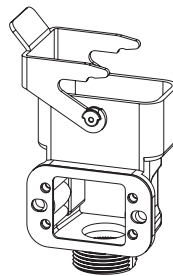
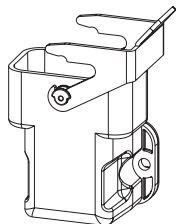
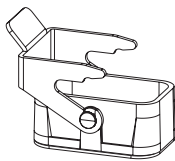


**HQ8**  
B.102

**HQ17**  
B.104

**HQ4/2**  
B.106

HQ



Bulkhead housing

Bulkhead housing, angled

Base housing

Coupling housing

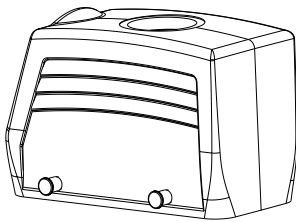
Cover



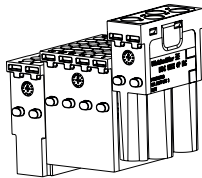
# Construction of heavy-duty connectors – modular



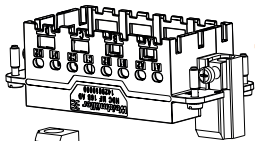
Cable gland



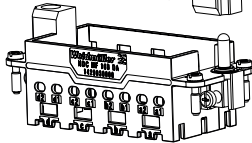
Hood



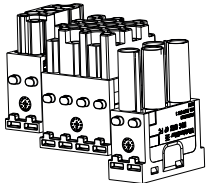
Male Modular Insert




Male frame



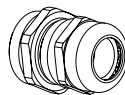
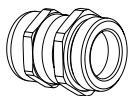
Female frame



Female Modular Insert



Base housing



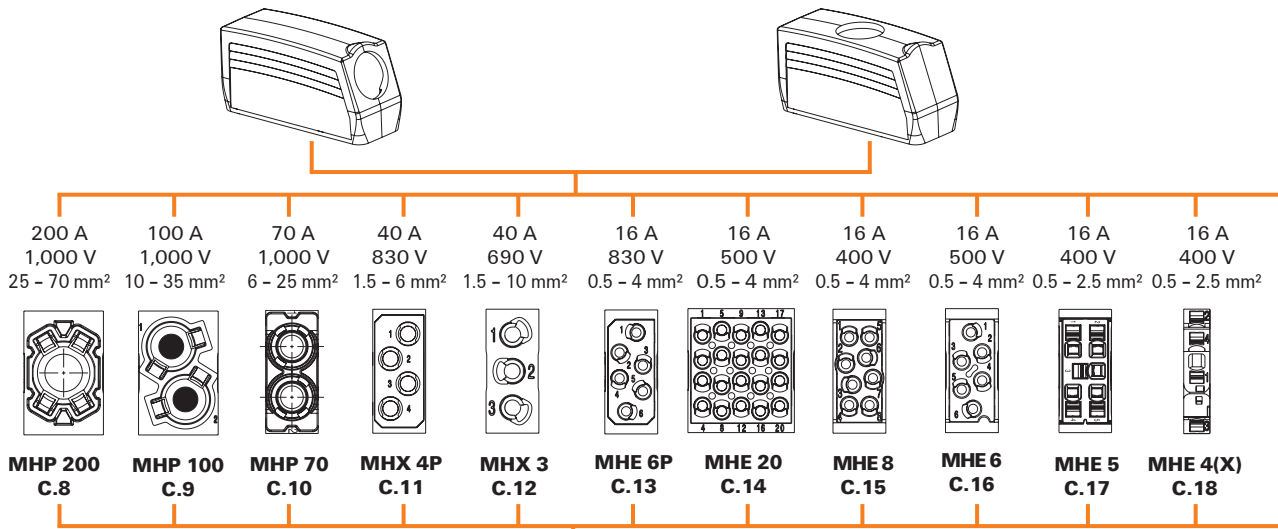
Cable glands

# Overview of sizes 3, 4, 6, 8, 10, 12 – modular

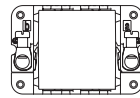
Size

Hood, side cable entry

Hood, top cable entry



3



MF 6B for 2 modules  
C.6

4



MF 10B for 3 modules  
C.6

6



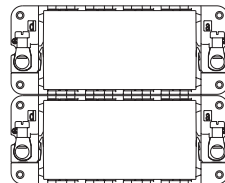
MF 16B for 4 modules  
C.7

8



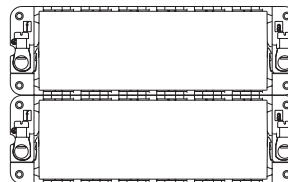
MF 24B for 6 modules  
C.7

10

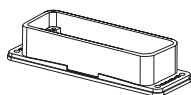


2 x MF 16B for 8 modules  
C.7

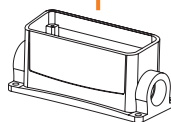
12



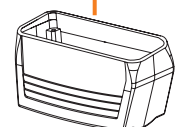
2 x MF 24B for 12 modules  
C.7



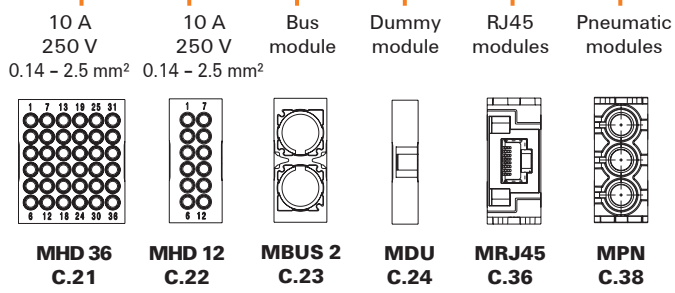
Bulkhead housing



Base housing



Coupling housing



# The right connection for every application

No matter which type of system you implement for which application — Weidmüller has the right connection for you. Depending on your requirements, we offer inserts with the appropriate connection technology for an optimum connection. Now also with the new, future-proof SNAP IN connection technology.



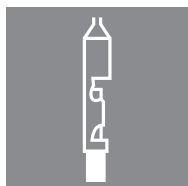
## SNAP IN connection: Connect faster than ever before

- Significant acceleration of installation and maintenance processes in the field
- Tool-free: Saves material and time, since crimping on of wire end ferrules is unnecessary Insert stripped
- Flexible, stranded wire into open connection point until “click” is audible
- Secure connection that withstands even severe shocks and vibrations reliably



## PUSH IN connection

- Easy, vibration-resistant and gas-tight connection
- Simply inserted flexible conductors with crimped wire end ferrules, solid-core conductors or ultrasonicwelded conductors into the terminal point
- Spring and conductor stops ensure optimum connection conditions and a guide for the screwdriver to detach the conductor



## Crimp connection

- Contacts can be crimped on the conductor outside of the connector and then inserted into the connector
- Wires are fed into a metal sleeve, which is then squeezed together with a special tool
- Corrosion and vibration proof connection



## Axial screw connection

- Small space taken up by the contact
- Easy to use: To make up the connection, the tool and conductor are held in a line
- Three steps for a secure connection: strip the conductor, insert the wire into the contact chamber, screw in the contact



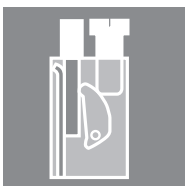
### Tension clamp connection

- Low contact resistance and high corrosion resistance
- Tension spring, made from high-quality rustproof and acid-proof steel, pulls the conductor against the tin-plated copper current bar
- Resistant to vibrations and high wire pull-out force



### Screw connection

- Excellent contact force even for large cross sections
- Perfectly suited for use in corrosive environments
- Wire-protection frame ensures that finely-stranded wires will not splice off











### TOP connection

- Parallelism of conductor entry and screw actuation:  
Simple wiring, for example with small lateral distances in installation boxes
- The conductor is pressed directly against the conductor rail via the hardened steel pressure clip
- The high contact force guarantees a gas-tight connection

# The right connection for every application

## An overview of the wire connection types for the fixed-pole connector inserts from Weidmüller

Products	Tension clamp connection	PUSH IN connection	SNAP IN connection	Axial screw connection	Screw connection	Screw connection with wire protection mechanism	TOP-1.5k connection	Crimp connection
								
HDC HA (3 to 4-pole)					✓		✓	
HDC HA (10 to 48-pole)	✓					✓		✓
HDC HE	✓	✓	✓			✓		✓
HDC HEE								✓
HDC HEEE								✓
HDC HD								✓
HDC HDD								✓
HDC HVE	✓					✓		
HDC HSB						✓		
HDC HQ								✓
HDC S4				✓				
HDC S4/0				✓	✓			
HDC S4/2					✓			
HDC S6/12				✓			✓	
HDC S4/8					✓			
HDC S3/36								✓
HDC S8/24								✓
HDC S12/2								✓
HDC S6/6				✓			✓	
HDC S8/0				✓				
HDC HighPower 250 A								✓
HDC HighPower 550 A								✓



# Crimp contacts

Whereas the contacts for screw, axial screw, tension clamp and PUSH IN connections are already built in, you can choose the appropriate contact for a crimp connection.



The heart of a connector is its contacts. They make up the actual connection between two conductors. Two types of contacts make this possible: pins and sockets (male and female). The pin conducts the electrical current on its outer surface and is introduced into the socket, which conducts the electrical current on its inner surface. Heavy-duty connectors have copper alloy contacts and the contact surfaces are plated with gold or silver: silver improves conductivity, gold is corrosion-proof.

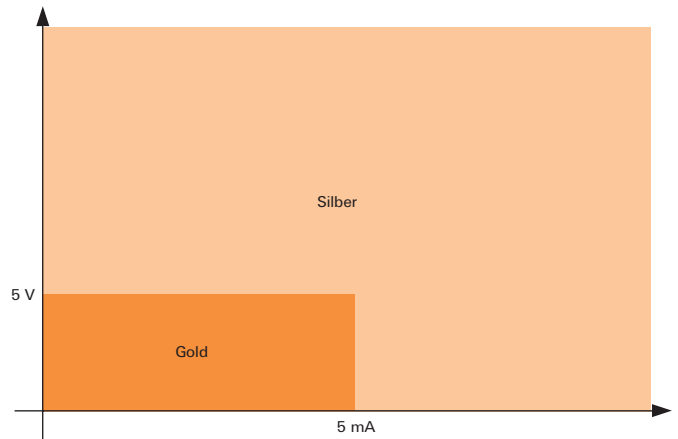
Crimp contacts are available in turned, solid form.

## Selection of silver or gold-plated contacts

When using plug-in connectors under standard conditions, the resistance between the contacts has little effect. Even heavily corroded silver-coated contact pins and sockets do not exhibit any contact problems.









The situation is different where there are very small currents in extreme applications such as those in electroplating shops, tunnels or in cellulose processing. The silver oxide layer on the surface of the contacts forms an electrical resistance with capacitive, inductive and ohmic components. As a result, the original signal is distorted so much that the recipient is unable to detect it properly and interprets it incorrectly. This results in faults and indirectly, to damage to machines and processes. Gold-plated contacts should be used in such cases.

The rule of thumb is: use gold-coated contacts for currents < 5 mA and voltages of up to 5 V.





Overview of crimp contacts

	Article	Properties	Usage
	HD-, HDD contacts	Rated current: 10 A Cross-section: 0.14 - 2.50 mm <sup>2</sup> AWG: 26 - 14 Surface finish: gold-plated, silver-plated	HD Series HDD Series
	HE-, HEE contacts	Rated current: 16 A Cross-section: 0.5 - 4.00 mm <sup>2</sup> AWG: 20 - 12 Surface finish: gold-plated, silver-plated	HA Series HE Series HEE Series HQ Series MixMate Series
	HX-contacts	Rated current: 40 A Cross-section: 1.5 - 6.00 mm <sup>2</sup> AWG: 16 - 10 Surface finish: silver-plated	HQ Series MixMate Series
	CM-3 contacts	Rated current: 57 A Cross-section: 1.5 - 10.00 mm <sup>2</sup> AWG: 16 - 7 Surface finish: silver-plated	HighPower signal contacts
	MHP 70	Rated current: 70 A Cross-section: 6 - 25 mm <sup>2</sup> Surface finish: silver-plated	ModuPlug
	MHP contacts	Rated current: 100 A Cross-section: 10 - 35 mm <sup>2</sup> AWG: 8 - 2 Surface finish: silver-plated	MHP100
	MHP 200	Rated current: 200 A Cross-section: 25 - 70 mm <sup>2</sup> Surface finish: silver-plated	ModuPlug
	HP contacts	Rated current: 250 A / 550 A Cross-section: 25 - 240 mm <sup>2</sup> Surface finish: silver-plated	HighPower Series

# Using wire-end ferrules

Type of connection	Series	HA	HE	HVE	HSB	
Screw	Clamping range [mm <sup>2</sup> ]	0.5 - 2.5	0.5 - 2.5	0.5 - 2.5	-	
	Clamping range [AWG]	20 - 12	20 - 14 (12) <sup>1)</sup>	20 - 14 (12) <sup>1)</sup>	-	
	Ferrules with collars	H0.5/14 - H2.5/14	H0.5/14 - H2.5/14 <sup>2)</sup>	H0.5/14 - H2.5/14 <sup>2)</sup>	H0.5/14 - H2.5/14 <sup>2)</sup>	-
		H0.5/16 - H2.5/16	H0.5/16 - H2.5/16 <sup>2)</sup>	H0.5/16 - H2.5/16 <sup>2)</sup>	H0.5/16 - H2.5/16 <sup>2)</sup>	-
	Ferrules without collars	H0.5/10 - H2.5/10	H0.5/10 - H2.5/10	H0.5/10 - H2.5/10	-	
	Twin wire-end ferrules with collars	H0.5/16.5 (ZH)	H0.5/18.5 (ZH)	-	H0.5/15 (ZH)	
		H0.5/18.5 (ZH)	H1.0/20 (ZH) <sup>3)</sup>	-	H0.5/16.5 (ZH)	
		H0.75/17 (ZH)	H1.5/20 (ZH) <sup>3)</sup>	-	H0.75/18.5 (ZH)	
		H1.0/20 (ZH)	-	-	H0.75/15 (ZH)	
		H1.5/20 (ZH)	-	-	H1.0/15 (ZH)	
Tension clamp	Crimping tool	PZ4 <sup>2)</sup> , PZ6, PZ6/5	PZ4 <sup>2)</sup> , PZ6, PZ6/5 PZ6 Hex <sup>2)</sup>	PZ4 <sup>2)</sup> , PZ6, PZ6/5 PZ6 Hex <sup>2)</sup>	-	
	Screwdriver	SDK PH0 SD 0.5x 3.0	SDK PH0 SD 0.5x 3.0	SDK PH0 SD 0.5x 3.0	-	
	Tightening torque	0.5 Nm	0.5 Nm	0.5 Nm	-	
	Clamping range [mm <sup>2</sup> ]	0.25 - 1.5	0.25 - 2.5	0.25 - 2.5	-	
		2.5 solid core	-	-	-	
	Clamping range [AWG]	24 - 14 <sup>4)</sup>	24 - 14	24 - 14	-	
	Ferrules with collars	H0.5/14 - H1.5/14 <sup>4)</sup>	H0.5/14 - H2.5/14 <sup>2)</sup>	H0.5/14 - H2.5/14 <sup>2)</sup>	-	
		H0.5/16 - H1.5/16 <sup>4)</sup>	-	-	-	
	Ferrules without collars	H0.5/10 - H1.5/10 <sup>4)</sup>	-	-	-	
	Twin wire-end ferrules with collars	-	H0.5/15 (ZH) <sup>5)</sup> or <sup>6)</sup>	-	-	
-		H0.75/15 (ZH) <sup>5)</sup> or <sup>6)</sup>	-	-		
-		H1.0/15 (ZH) <sup>5)</sup> or <sup>6)</sup>	-	-		
-		H1.5/16 (ZH) <sup>5)</sup> or <sup>6)</sup>	-	-		
Crimping tool	PZ4, PZ6, PZ6/5	PZ4 <sup>2)</sup> , PZ6, PZ6/5	PZ4 <sup>2)</sup> , PZ6, PZ6/5	-		
Screwdriver	SD 0.5x 3.0	SD 0.6x 3.5	SD 0.6x 3.5	-		
PUSH IN	Clamping range [mm <sup>2</sup> ]	-	solid 0.5 - 4 mm <sup>2</sup> flexible with ferrule 0.5 - 2.5 mm <sup>2</sup>	-	-	
		-	20 - 12	-	-	
	Ferrules with collars	-	H0.5/14 - H1.5/14	-	-	
		-	H0.5/16 - H1.5/16	-	-	
		-	H0.75/18 - H2.5/18 <sup>2)</sup>	-	-	
	Ferrules without collars	-	H0.5/10 - H2.5/10 <sup>2)</sup>	-	-	
		-	H1.5/12 - H2.5/12 <sup>2)</sup>	-	-	
	Twin wire-end ferrules with collars	-	H0.5/18.4 ZH	500 V / 6 kV / 3	-	
		-	H1/20 ZH	400 V / 6 kV / 3	-	
		-	H1.5/20 ZH	400 V / 6 kV / 3	-	
Ferrules crimped with	-	PZ4, PZ6, PZ6/5, PZ6 Hex	500 V / 6 kV / 3 only with protection degree of at least IP54 400 V / 6 kV / 3 only with protection degree of at least IP54	-		
	-	PZ4, PZ6, PZ6/5, PZ6 Hex	500 V / 6 kV / 3 only with protection degree of at least IP54	-		
PE contact	Clamping range [mm <sup>2</sup> ]	0.5 - 4.0	0.5 - 4	0.5 - 4	-	
		0.5 - 2.5 flexible	-	-	-	
	Clamping range [AWG]	20 - 12	20 - 12	20 - 12	-	
	Ferrules with collars	H0.5/16 - H2.5/16	H0.5/16 - H4/16	H0.5/16 - H4/16	-	
	Ferrules without collars	H0.5/10 - H2.5/10	H0.5/10 - H4/10	H0.5/10 - H4/10	-	
	Ferrules crimped with	PZ4 <sup>2)</sup> , PZ6, PZ6/5	PZ4, PZ6, PZ6/5, PZ6 Hex	PZ4, PZ6, PZ6/5, PZ6 Hex	-	
	Screwdriver	PH 1	PH 1	PH 1	-	
Tightening torque	1.2 Nm	1.2 Nm	1.2 Nm	-		

<sup>1)</sup> Depending on the diameter of the insulation, the max. AWG wire may need to be pushed in with some force.

<sup>2)</sup> The 2.5mm<sup>2</sup> wire must be inserted with some force.

<sup>3)</sup> When the rated voltage is reduced to 400 V / 6 kV / 3 or with a protection degree of at least IP54.

<sup>4)</sup> Only by tilting the screwdriver can the clamping point be opened all the way.

<sup>5)</sup> Wire-end ferrules may be used when the rated voltage is reduced to 400 V / 6 kV / 3.

<sup>6)</sup> When the protection degree is at least IP54, the creepage and clearance distances within the encapsulation may be rated for a lower pollution degree (DIN EN 61984). For this encapsulation, the use of wire-end ferrules is possible with 500 V / 6 kV / 3.

<sup>7)</sup> The PZ4 crimping tool should not be used with the max. wire size.

The connector inserts can be combined with wire-end ferrules in other ways depending on the available clamping range and the type of cable being used. We would be happy to take a look at the technical feasibility of your specific application.

# Tightening torques and screwing tools

Screw size	Connector type	Dia. tightening torque in Nm	Recommended blade inserts and AF size for hexagon socket	
<b>M2.5</b>	<b>Signal contacts</b>			
	S 6/6	0.5 - 0.55	SD 0.6 x 3.5 mm or PZ0	
	S 6/12	0.5 - 0.55	SD 0.6 x 3.5 mm or PZ0	
<b>M2.9 x 0.5</b>	<b>Fastening screws</b>			
	HQ 4/2	0.8 (plastic) / 1.1 (metal)	SD 0.6 x 3.5 mm or PH0	
	HQ 8	0.8 (plastic) / 1.1 (metal)	SD 0.6 x 3.5 mm or PH0	
	HQ 17	0.8 (plastic) / 1.1 (metal)	SD 0.6 x 3.5 mm or PH0	
<b>M3</b>	<b>Contact screws</b>			
	HA 3	0.5 - 0.55	SD 0.5 x 3.0 mm	
	HA 4	0.5 - 0.55	SD 0.5 x 3.0 mm	
	HA 10 to HA 48	0.5 - 0.55	SD 0.6 x 3.5 mm or PH0	
	HE	0.5 - 0.55	SD 0.6 x 3.5 mm or PZ0	
	HVE	0.5 - 0.55	SD 0.6 x 3.5 mm or PZ0	
	<b>Signal contacts:</b>			
	S 4/2	0.5 - 0.55	SD 0.6 x 3.5 mm or PZ0	
	S 4/8	0.5 - 0.55	SD 0.6 x 3.5 mm or PZ0	
	<b>PE connection via female contact</b>			
	S 4	0.5 - 0.8	SD 0.6 x 3.5 mm	
	ConCept modular frame, metal	0.5 - 0.55	SD 0.6 x 3.5 mm	
	<b>PE terminal</b>			
	HQ 5	0.5 - 0.55	SD 0.6 x 3.5 or 0.8 x 4 mm	
	HQ 7	0.5 - 0.55	SD 0.6 x 3.5 or 0.8 x 4 mm	
	<b>Fastening screws</b>	0.5 - 0.55	SD 0.6 x 3.5 mm or PZ0	
	<b>Guide pin</b>	0.5 - 0.55	SD 0.6 x 3.5 mm or PZ0	
	<b>Guide bush</b>	0.5 - 0.55	SD 0.6 x 3.5 mm or PZ0	
	<b>Coding pins</b>	0.5 - 0.55	SD 0.6 x 3.5 mm or PZ0	
	<b>M4</b>	<b>Contact screws</b>		
		HSB	1.2 - 1.5	SD 0.6 x 3.5 or 0.8 x 4 mm or PZ1
		<b>PE connection via male contact</b>		
		S 4	0.5 - 0.8	SD 0.6 x 3.5 mm
ConCept modular frame, metal		1.2 - 1.5	SD 0.6 x 3.5 mm	
<b>PE terminal</b>				
HA		1.2 - 1.5	SD 0.6 x 3.5 or 0.8 x 4 mm or PH1	
HE		1.2 - 1.5	SD 0.6 x 3.5 or 0.8 x 4 mm or PH1	
HEE		1.2 - 1.5	SD 0.6 x 3.5 or 0.8 x 4 mm or PH1	
HVE		1.2 - 1.5	SD 0.6 x 3.5 or 0.8 x 4 mm or PH1	
HD		1.2 - 1.5	SD 0.6 x 3.5 or 0.8 x 4 mm or PZ1	
HDD		1.2 - 1.5	SD 0.6 x 3.5 or 0.8 x 4 mm or PZ1	
S 6/6 (for signal contacts)		1.2 - 1.5	0.8 x 4 mm or PZ1	
ConCept modular frame, plastic		1.2 - 1.5	0.8 x 4 mm or PZ1	
<b>M5</b>		<b>PE terminal</b>		
	HSB	2 - 2.5	SD 1 x 5.5 mm or PZ2	
	S 4/0 (Screw connection)	2 - 2.5	SD 1.2 x 6.5 mm or PH2	
	S 4/0 (Axial screw connection)	2 - 2.5	SD 0.8 x 4 mm or PZ2	
	S 4/2	2 - 2.5	SD 1.2 x 6.5 mm or PH2	
	S 4/8	2 - 2.5	SD 1.2 x 6.5 mm or PH2	
	S 6/12	2 - 2.5	SD 0.8 x 4 mm or PZ2	
	S 6/36	2 - 2.5	SD 1.2 x 6.5 mm or PH2	
	S 8/24	2 - 2.5	SD 1.2 x 6.5 mm or PH2	
	S 12/2	2 - 2.5	SD 1.2 x 6.5 mm or PH2	
	<b>M6</b>	<b>Power contacts</b>		
S 4/0 (Screw connection)		1.2 (1.5 mm <sup>2</sup> ) / 2 (2.5 mm <sup>2</sup> ) / 3 (4 - 16 mm <sup>2</sup> )	SD 0.8 x 4 mm	
S 4/2		1.2 (1.5 mm <sup>2</sup> ) / 2 (2.5 mm <sup>2</sup> ) / 3 (4 - 16 mm <sup>2</sup> )	SD 0.8 x 4 mm	
S 4/8		1.2 (1.5 mm <sup>2</sup> ) / 2 (2.5 mm <sup>2</sup> ) / 3 (4 - 16 mm <sup>2</sup> )	SD 0.8 x 4 mm	
<b>M7 x 0.75</b>	<b>Power contacts</b>			
	S 4	1.1 - 1.7	SW 2	
	S 6/6 (+ PE)	6 - 8	SW 4	
<b>M8 x 0.75</b>	<b>Power contacts</b>			
	S 6/12	1.1 - 1.7	SW 2	
	S 8/0 (+ PE)	6 (10 - 16 mm <sup>2</sup> ) / 7 (25 mm <sup>2</sup> )	SW 4	
<b>M10 x 1</b>	<b>Power contacts</b>			
	S 4/0 (Axial connection)	2 - 3	SW 3	

Increasing the tightening torque does not improve the contact resistance. The stated torque settings offer optimal mechanical, thermal and electrical conditions. Exceeding the recommended values may even damage the conductor and terminal.

# Torque housing

Series	Size	Version	Number of screws	Thread size	Recommended tightening torque
IP 65	Size 1	Attachment	2	M 3	0.8 ... 1.0 Nm
IP 65	Size 2	Attachment	4	M 3	0.8 ... 1.0 Nm
IP 65	Size 3	Attachment	4	M 4	0.8 ... 1.0 Nm
IP 65	Size 4	Attachment	4	M 4	0.8 ... 1.0 Nm
IP 65	Size 5	Attachment	4	M 3	0.8 ... 1.0 Nm
IP 65	Size 6	Attachment	4	M 4	0.8 ... 1.0 Nm
IP 65	Size 7	Attachment	4	M 4	0.8 ... 1.0 Nm
IP 65	Size 8	Attachment	4	M 4	0.8 ... 1.0 Nm
IP 65	Size 9	Attachment	4	M 5	2.5 Nm
IP 65	Size 10	Attachment	4	M 5	2.5 Nm
IP 65	Size 12	Attachment	4	M 5	2.5 Nm
EMV / IP65	Size 3	Attachment	4	M 4	1.0 Nm
EMV / IP65	Size 4	Attachment	4	M 4	1.0 Nm
EMV / IP65	Size 6	Attachment	4	M 4	1.0 Nm
EMV / IP65	Size 8	Attachment	4	M 4	1.0 Nm
IP 68	Size 1	Attachment	2	M 4	1.0 Nm
IP 68	Size 3	Attachment	4	M 6	3.0 Nm
IP 68	Size 6	Attachment	4	M 6	3.0 Nm
IP 68	Size 8	Attachment	4	M 6	3.0 Nm
IP 68	Size 1	Attachment/socket - plug	2	M 4	1.0 Nm
IP 68	Size 3	Attachment/socket - plug	2	M 6	3.0 Nm
IP 68	Size 6	Attachment/socket - plug	2	M 6	3.0 Nm
IP 68	Size 8	Attachment/socket - plug	2	M 6	3.0 Nm
IP66	Size 3	Flange-mounted housing	2	M 6	3 Nm
IP66	Size 4	Flange-mounted housing	2	M 6	3 Nm
IP66	Size 6	Flange-mounted housing	2	M 6	3 Nm
IP66	Size 8	Flange-mounted housing	2	M 6	3 Nm



## RockStar® – Housing types

### Housing IP65 / NEMA Type 4X



The housing and the interlock mechanism on a connector protect the contacts from exterior mechanical influences (ie. shock, contamination, dust, accidental touching, moisture penetration, water and liquids such as cleaning solvents, coolants and oils). The durable RockStar® housings are produced with the highest quality standards; they provide IP65 protection and are resistant to corrosion and impacts. All housings come standard with a stainless steel interlock. A special die-cast alloy and the multi-level surface finish combine to deliver the ultimate protection against extreme conditions and ensure that the housings keep their visual appeal.

#### Applications

- General mechanical engineering
  - Materials handling and factory construction
  - Packaging machines
  - Transport and traffic engineering
  - Energy technology
  - Lighting and stage equipment
  - Process engineering
- etc.

#### Features

- Tightness at least IP65 to IEC 60529
- Tightness NEMA Type 12, 4X
- Scratch-resistant, corrosion-proof, long-lasting

#### Design

- Cast aluminium alloy
- Multistage surface coating
- Colour: grey, similar to RAL 9006
- 2 versions, standard and high
- 11 sizes

#### Interlock system

- Clamp lock in different versions
- rustproof stainless steel

### HQ Series Housings, IP65 / NEMA Type 4X



The HQ connector series has a very compact housing with IP65 protection. It is available in either plastic or metal. The full industrial capability of these products makes them a perfect match for the main usage in materials handling applications. The HQ housing series is particularly important for connecting motor starters and frequency converters. It is also the ideal extension for setting up a decentralised power distribution system based on FieldPower®.

#### Applications

- General machine construction
  - Materials handling and factory construction
  - Decentralised automation
- etc.

#### Features

- Tightness: at least IP65, acc. to IEC 60529
- Tightness: NEMA Type 12, 4X
- Complies with VDE and ISO 23570 (DESINA)
- Scratch-proof, corrosion resistant and durable

#### Design

- Plastic housing: polycarbonate, glass-fibre reinforced; Colour: grey, similar to RAL 7032
- Metal housing: die-cast zinc, nickel-plated, multi-level surface coating, EMC properties
- Cable outlet is straight or angled

#### Interlock system

- Clamp interlock made from rust-free stainless steel

### IP65 EMC housing



In today's industrial environment, machines, plant and devices are becoming more and more complex. At the same time, automation is also on the rise. Lots of sensors and actuators are controlled to transmit or receive sensitive signals. And what's more, reliability and availability are becoming increasingly important quality features of machines and devices. This means that they need to be optimally designed in terms of electromagnetic compatibility (EMC).

#### Applications

- Machine construction
- Wind energy
- Transportation

#### Features

- Labyrinth structure on the housing
- FPM seal material
- Conductive surface
- O-ring seal
- IP65 protection class acc. to 60529
- Scratch-proof, corrosion resistant and durable

#### Design

- Die-cast aluminium, resistant to sea water
- Multi-level surface coating
- Colour: black, similar to RAL 9005
- Four sizes
- Cable outlet is straight or lateral

#### Interlock system

- Removable clamp lock in different versions
- Clamp system made of polyamide with internal stainless steel spring

### Housing IP68



The IP68 housings have been developed for use under extreme environmental conditions. The high degree of protection (IP68 and IP69K) and the excellent resistance to vibration and shock guarantee fail-safe operation when heavy-duty connectors are used in vehicles and under tough climatic conditions. If you want to protect your delicate interfaces from EMC emissions, these connectors are the right choice for you.

#### Applications

- Transport and traffic engineering
- Energy technology
- Applications with extreme protection class requirements

#### Features

- Tightness IP68 / 5 bar to IEC 60529
- IP69K impermeability according to DIN 40050-9
- Scratch-proof, corrosion resistant, impact resistant and durable

#### Design

- Cast aluminium alloy
- Multistage surface coating
- Optimised construction for high impact resistance and EMC
- Colour: black RAL 9005
- 5 sizes; size 8 also in XXL

#### Interlock system

- Screw cap with internal/external hex drive

## RockStar® – Housing types

### Flange-mounted housing IP66



Our flange-mounted housings made of plastic have a built-in cable gland and a screw interlock. They seal directly onto the panel wall and can therefore be used without an attachment housing. The housings are impressive with their low weight and optimal protection against contamination, water and vibrations.

#### Applications:

- Machinery and plant engineering
- Automotive industry
- Panel building
- Wind power plants

#### Features:

- Impermeability IP66/67 acc. to IEC 60529
- Impermeability NEMA type 12, 4X
- Resistance against impacts acc. to DIN EN 50102
- Robust, durable, corrosion resistant

#### Design

- Plastic housing made of polyamide
- Colour: black
- Four sizes
- Cable outlet is straight or angled

#### Interlock system

- Screw connection with hexagon socket
- Material: stainless steel






# Locking systems

## One longitudinal locking clamp on housing bottom



- Manual operation – no tools required
- 2 locking points – along the longitudinal axis
- Good for lengthwise alignment
- Interlock system made from rust-free stainless steel

## One central locking clamp on housing top



- Manual operation – no tools required
- 2 locking points along the transverse axis
- Easily accessible from above where space is limited
- Made from rust-free stainless steel

## Two transverse locking clamps on housing bottom




- Manual operation – no tools required
- 4 locking points – good sealing effect
- Easily accessible when the cable inlet is in the plugging direction
- Good for aligning side by side
- Made of plastic and rust-free stainless steel

## Screw fastening



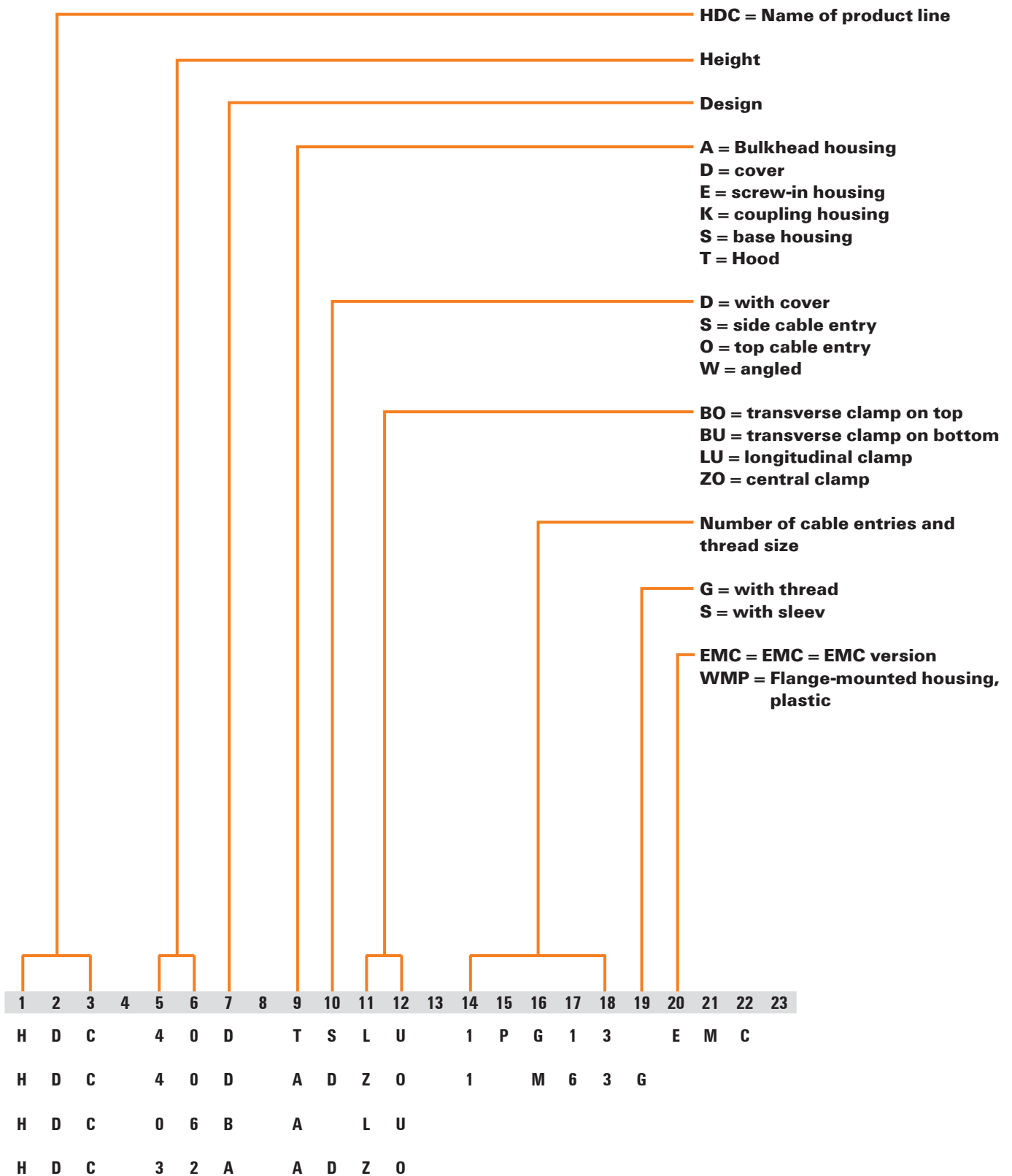
- Uses internal/external hex drive
- Most effective seal
- The two interlock points are arranged diagonally
- Easily accessible when space is tight
- Screws made from rust-free stainless steel

## Two transverse locking clamps on housing top

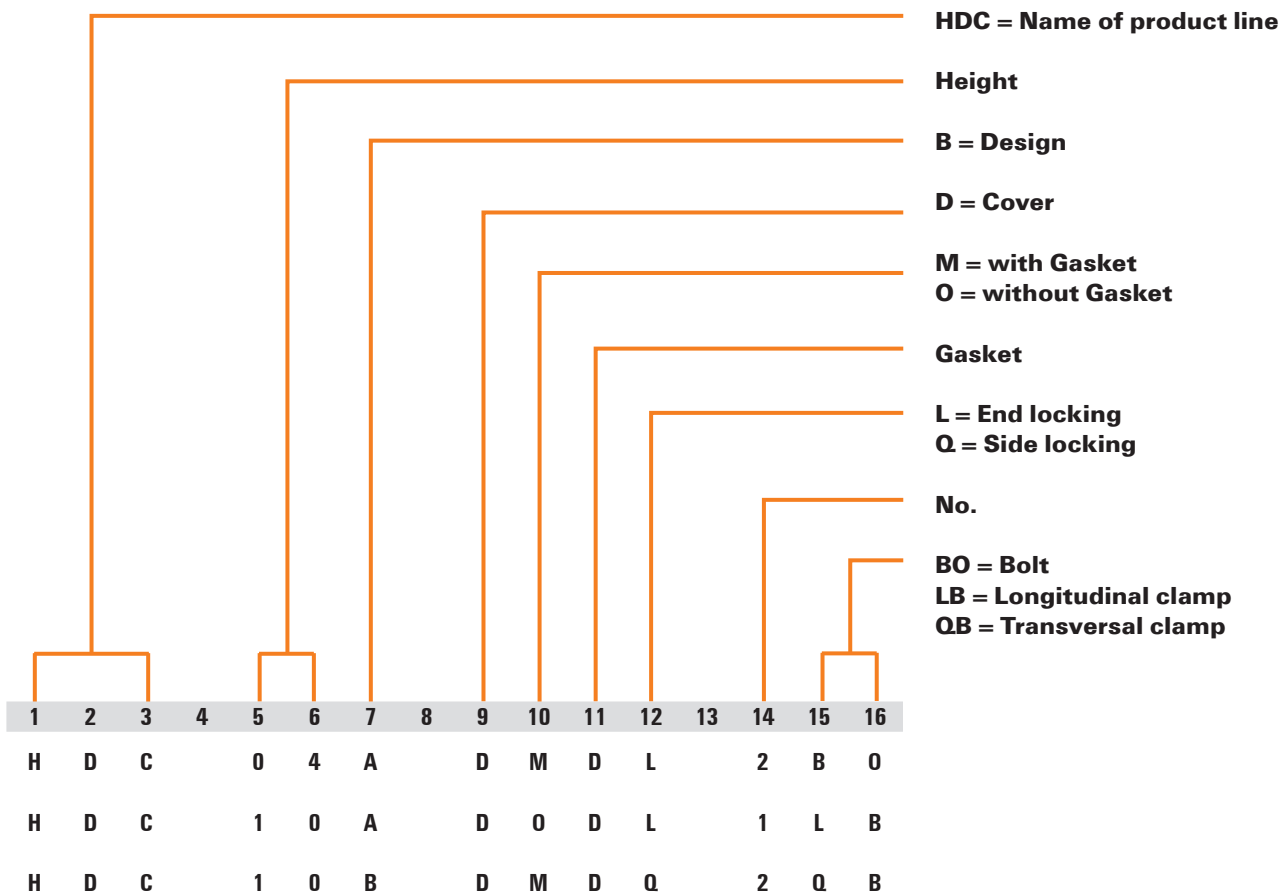


- Manual operation – no tools required
- 4 locking points – good sealing effect
- Easily accessible when the cable inlet is in the plugging direction
- Good for aligning side by side
- Interlock system made from rust-free stainless steel

# Part codes for housings IP65



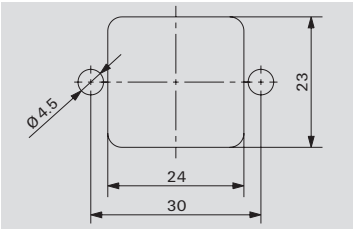
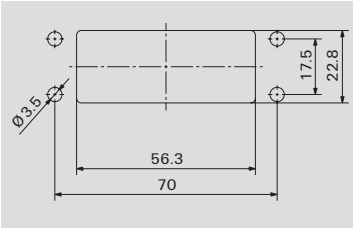
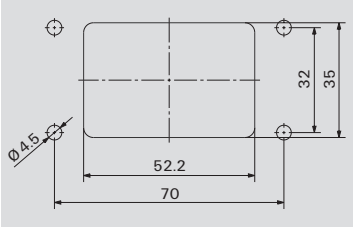
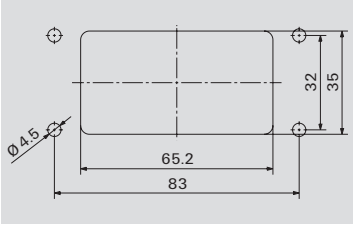
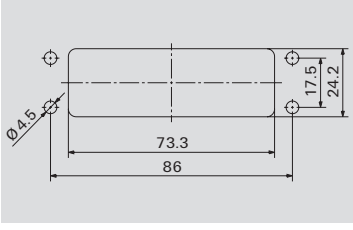
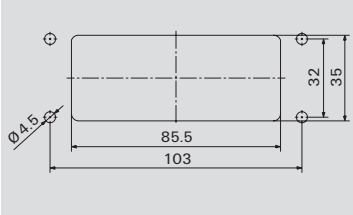
# Part codes for covers

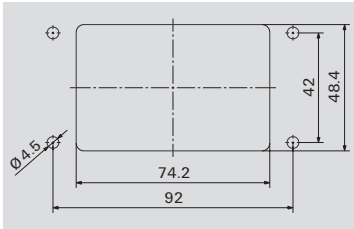
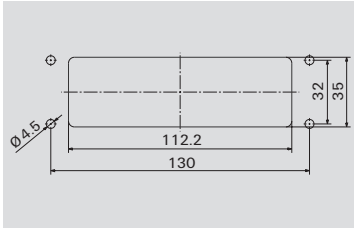
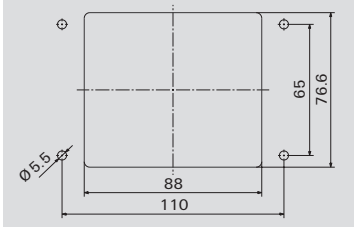
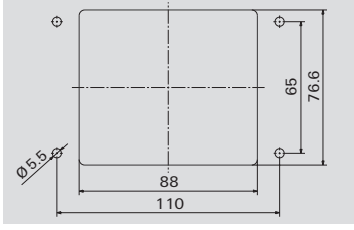
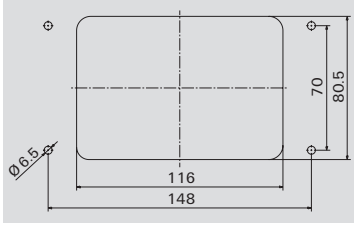
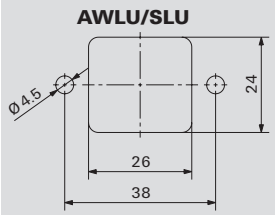
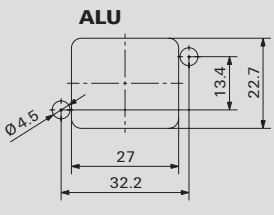






# Part codes for housings IP68



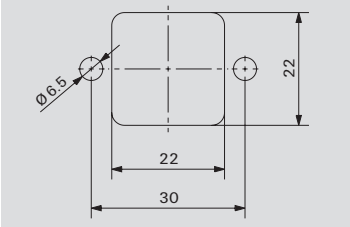
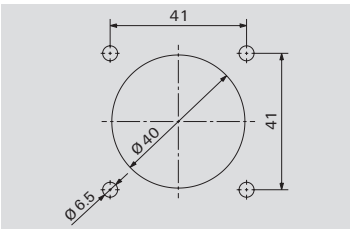
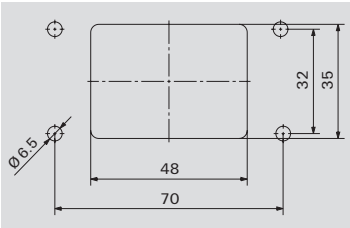
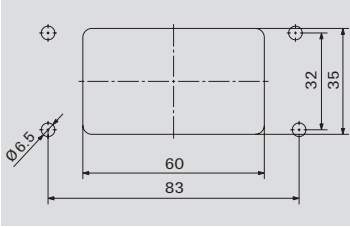
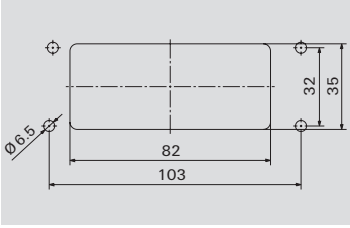
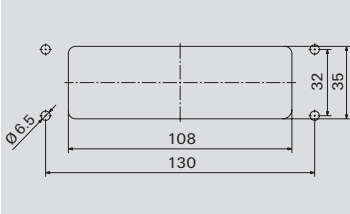
# Panel cut-out Housings IP65

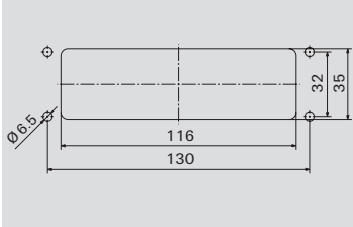
Size	Designation	
BG1	04A/07A	
BG2	10A	
BG3	06B	
BG4	10B	
BG5	16A	
BG6	16B	

Size	Designation			
BG7	32A			
BG8	24B			
BG9	48A			
BG10	32B			
BG12	48B			
HQ		<table border="0"> <tr> <td></td> <td></td> </tr> </table>		
				

# Panel cut-out Housings IP68

# XXL Housings in IP68

Size	Designation	
BG1	04A	
BG1	04A AWS	
BG3	06B	
BG4	10B	
BG6	16B	
BG8 BG8	24B HP 24B	

Size	Designation	
BG8	HB24	

# Electrical data

## Design of clearances and creepage distances in electrical equipment

### General

Since April 2003, the rules of DIN EN 60664-1 / 11.03 in conjunction with DIN 61984 / 09.02 apply to the dimensioning of clearances and creepage distances.

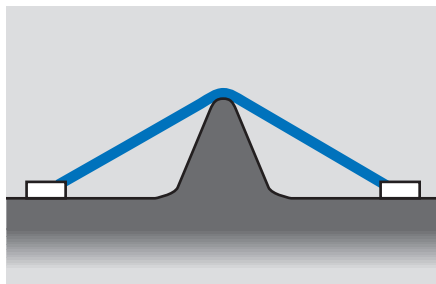
The design data resulting from these provisions is – if applicable – specified in this catalogue for each product.

For the design of clearances and creepage distances, application of the regulations for insulation coordination produces the following interrelationships:

### Clearances

Clearances are rated in accordance with the following factors:

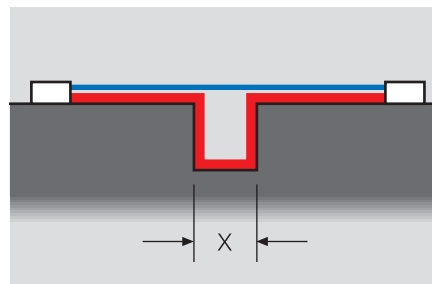
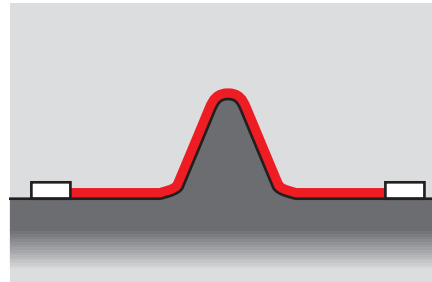
- Anticipated surge:  
**rated impulse withstand voltage**
- Used  
**surge protection precaution**
- Measures to prevent pollution:  
**pollution severity**



### Creepage distances

Creepage distances are rated in accordance with the following factors:

- Planned  
**rated voltage**
- Insulation materials used:  
**insulation group**
- Measures to prevent pollution:  
**pollution severity**



**Slots** are taken into account when measuring creepage distances if their minimum width  $x$  is dimensioned according to the following table:

Pollution severity	Minimum width $x$ in mm
1	0.25
2	1.0
3	1.5
4	2.5

If the associated clearance in air is less than 3 mm, the minimum slot width can be reduced to  $\frac{1}{3}$  of the clearance.



**Influencing factors:**

**Rated impulse withstand voltage**

The rated impulse withstand voltage is derived from:

- **Phase-to-earth voltage** (the nominal voltage of the network, taking all networks into account)
- **Surge category**

The **surge categories** are defined in accordance with international standard DIN EN 60664-1 (for electrical equipment fed directly from the low voltage network):

**Surge category I**

Equipment that is intended to be connected to the permanent electrical installation of a building. Measures to limit transient surges to the specific level are taken outside the equipment, either in the permanent installation or between the permanent installation and the equipment.

**Surge category II**

Equipment to be connected to the permanent electrical installation of a building e.g. household appliances, portable tools and similar loads.

**Surge category III**

Equipment that is part of the permanent electrical installation and other equipment where a higher degree of availability is expected e.g. distribution boards, circuit-breakers, wiring systems (IEV 826-06-01, including cables, busbars, junction boxes, switches, power sockets) in the permanent installation, and equipment for industrial use and some other equipment, e.g. stationary motors with permanent connections to the permanent installation.

**Surge category IV**

Equipment for use at or in the proximity of the incoming supply point of the electrical installations of buildings upstream of the main distribution board e.g. electricity meters, circuit-breakers and ripple control units.

**Pollution severity categories:**

**Pollution severity category 1**

No pollution, or only dry, non-conductive pollution that has no influence.

**Pollution severity category 2**

Non-conductive pollution only; occasional condensation may cause temporary conductivity.

**Pollution severity category 3**

Conductive pollution, or dry, non-conductive pollution that is liable to be rendered conductive through condensation.

**Pollution severity category 4**

Contamination results in constant conductivity, e.g. caused by conductive dust, rain or snow.

The dimensioning of clearances and creepage distances, and hence the rating data for electromechanical products (terminals, terminal strips, PCB terminals and plug-in connectors) is based on pollution severity 3 and surge category III, taking account of all network types.

**Table 1: Three-phase 4 or 3-conductor a.c. systems**

Nominal voltage of power supply systems V	For conductor-cond. insulat.	For conductor-earth isolation	
	all Systems V	3-phase 4-conductor systems with earthed neutral cond. V	3-phase 4-conductor systems unearthed or cond. earthed V
60	63	32	63
110			
120	125	80	125
127			
150	160	-	160
208	200	125	200
220			
230	250	160	250
240			
300	320	-	320
380			
400	400	250	400
415			
440	500	250	500
480			
500	500	320	500
575	630	400	630
600	630	-	630
660			
690	630	400	630
720			
830	800	500	800
960	1,000	630	1,000
1,000	1,000	-	1,000

# Electrical data

## Design of clearances and creepage distances in electrical equipment, influencing factors:

### Rated voltage

The rated voltage is derived from the nominal voltage of the power supply and the corresponding network type.

#### Single-phase 2- or 3-wire AC or DC systems

Rated voltage of the power supply (mains) <sup>1)</sup>	Voltages for table 4	
	For insulation phase-to-phase <sup>1)</sup>	For insulation phase-to-earth <sup>1)</sup>
	All systems	3-wire systems neutr. point earthing
V	V	V
12.5	12.5	-
24/25	25	-
30	32	-
42/48/50 <sup>*)</sup>	50	-
60	63	-
30 - 60	63	32
100 <sup>*)</sup>	100	-
110/120	125	-
150 <sup>*)</sup>	160	-
220	250	-
110 - 220	250	125
120 - 240		
300 <sup>*)</sup>	320	-
220 - 440	500	250
600 <sup>*)</sup>	630	-
480 - 960	1,000	500
1,000 <sup>*)</sup>	1,000	-

#### 3-phase 3- or 4-wire AC systems

Rated voltage of the power supply (mains) <sup>1)</sup>	Voltages for table 4		
	For insulation phase-to-phase	For insulation phase-to-earth	
	All systems	3-phase 4-wire systems with earthed neutral wire <sup>2)</sup>	3-phase 3-wire systems unearthed <sup>1)</sup> or phase-earthed
V	V	V	V
60	63	32	63
110/120/127	125	80	125
150 <sup>*)</sup>	160	-	160
208	200	125	200
220/230/240	250	160	250
300 <sup>*)</sup>	320	-	320
380/400/415	400	250	400
440	500	250	500
480/500	500	320	500
575	630	400	630
600 <sup>*)</sup>	630	-	630
660/690	630	400	630
720/830	800	500	800
960	1,000	630	1,000
1,000 <sup>*)</sup>	1,000	-	1,000

1) Phase-to-earth insulation levels for unearthed or impedance-earthed systems are equal to those of phase-to-phase because the operating voltage to earth of any phase can, in practice, reach full phase-to-phase voltage. This is because the actual voltage to earth is determined by the insulation resistance and capacitive reactance of each phase to earth; thus, a low (but acceptable) insulation resistance of one phase can earth it and raise the other two to full phase-to-phase voltage to earth.  
 2) For electrical equipment for use in both 3-phase 4-wire and 3-phase 3-wire supplies, earthed and unearthed, use the values for 3-wire systems only.  
 \*) It is assumed that the rated voltage of the electrical equipment is not lower than the nominal voltage of the power supply.  
 \*\*) Because of the common changes, the meaning of the \*\* symbol has not been used in table 1; i.e. the / symbol indicates a 4-wire 3-phase distribution system. The lower value is the phase-to-neutral voltage, while the higher value is the phase-to-phase voltage. Where only one value is indicated, it refers to 3-wire 3-phase systems and specifies the value phase-to-phase. The values given in table 1 are still taken into account in tables 3a and 3b by the \*\* symbol.

### Insulating material

The insulating materials are subdivided into four groups according to their CTI (Comparative Tracking Index):

Insulating material	
I	600 ≤ CTI
II	400 ≤ CTI < 600
III a	175 ≤ CTI < 400
III b	100 ≤ CTI < 175

The comparative tracking index must be determined according to DIN IEC 112/VDE 0303 part 1 on the basis of specially prepared samples with test solution A.

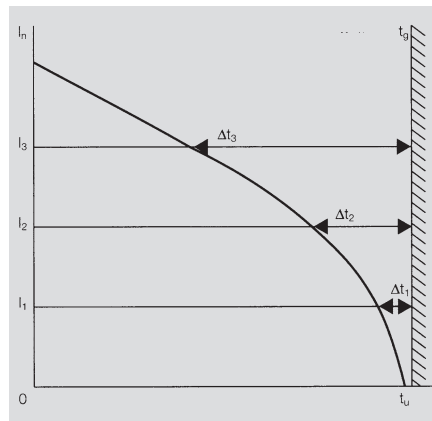
The **derating curve** shows which currents may flow continuously and simultaneously via all possible connections when the component is subjected to various ambient temperatures below its upper limit temperature.

The **upper limit temperature** of a component is the rated value determined by the materials used. The total of the ambient temperature plus the temperature rise caused by the current load (power loss at contact resistance) may not exceed the upper limit temperature of the component, otherwise it will be damaged or even completely ruined. The current-carrying capacity is hence not a constant value, but rather decreases as the component ambient temperature increases. Furthermore, the current-carrying capacity is influenced by the geometry of the component, the number of poles and the conductor(s) connected to it.

The current-carrying capacity is determined empirically according to DIN IEC 605 12-3. To do this, the resulting component temperatures  $t_{b1}$ ,  $t_{b2}$  ... and the ambient temperatures  $t_{u1}$ ,  $t_{u2}$  are measured for three different currents  $I_1$ ,  $I_2$ ,  $I_3$  .... The values are entered on a graph with a system of linear coordinates to illustrate the relationships between the currents, the ambient temperatures and the temperature rise in the component.

**Base curve**

upper limit temperature of component

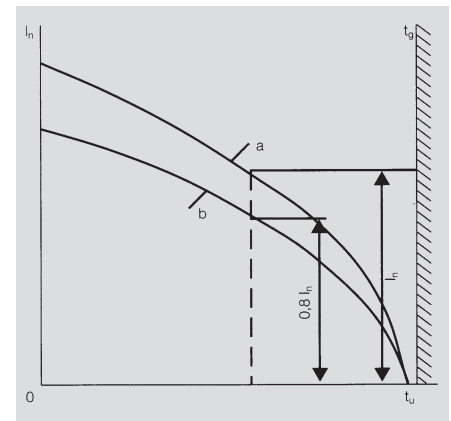


$t_g$  = upper limit temperature of component  
 $t_u$  = ambient temperature  
 $I_n$  = current

**The loading currents** are plotted on the y-axis, **the component ambient temperatures** on the x-axis. A line drawn perpendicular to the x-axis at the upper limit temperature  $t_g$  of the component completes the system of coordinates. The associated average values of the temperature rise in the component,  $\Delta t_1 = t_{b1} - t_{u1}$ ,  $\Delta t_2 = t_{b2} - t_{u2}$ , ... are plotted for every current  $I_1$ ,  $I_2$ , ... to the left of the perpendicular line. The points generated in this way are joined to form a roughly parabolic curve.

As it is practically impossible to choose components with the maximum permissible contact resistances for the measurements, the base curve must be reduced. Reducing the currents to 80 percent results in the **“derating curve”** in which the maximum

**Derating curve**



$t_g$  = upper limit temperature of component  
 $t_u$  = ambient temperature  
 $I_n$  = current  
 a = Base curve  
 b = Reduced base curve (derating curve)

permissible contact resistances and the measuring uncertainties in the temperature measurements are taken into account in such a way that they are suitable for practical applications, as experience has shown. If the derating curve exceeds the currents in the low ambient temperature zone, which is given by the current-carrying capacity of the conductor cross-sections to be connected, then the derating curve should be limited to the smaller current in this zone.

# Electromagnetic compatibility (EMC)

Many interfaces require the use of a connector that is EMC-compliant.

## What is meant by the phrase EMC-compliant?

Electro-magnetic compatibility (EMC) refers to the ability of electrical equipment to function satisfactorily in its electromagnetic environment without introducing intolerable electromagnetic disturbances to anything in that environment.

(DIN VDE 0870). An electrical component or electrical equipment is considered to be compatible when their emissions and sensitivity levels are within a tolerable range (i.e., when there is sufficient interference immunity).

## The basics

There are several types of measurements that can be used to determine the effectiveness of a cable shield. The method used here is the KS 04 B measurement from VG 95 373-41 "Electromagnetic compatibility of devices – methods for measuring shielded cable and shielded protective cable hoses". This method enables the quality of the shield to be evaluated. It also assesses the influence of the contact points of the shielding braid as well as the male and female plug components.

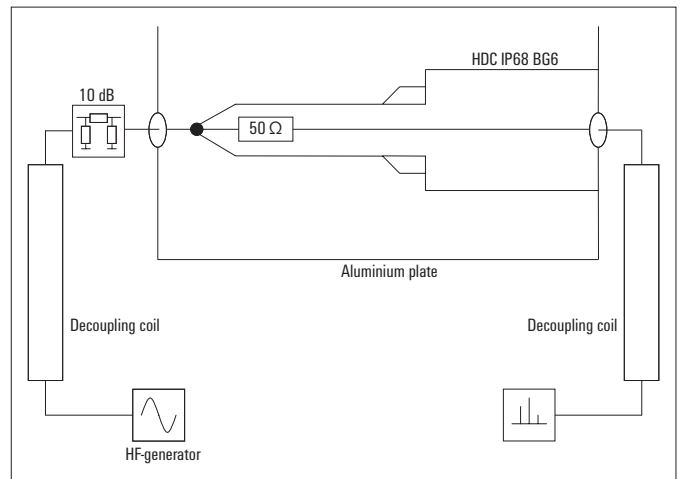
A standardised test cable with a length of one metre is used. This, and the fact that this measurement is carried out in a 50-ohm system which does not take the actual line impedance into account, leads to characteristic resonance effects. This means that this measurement process only delivers meaningful results up to a frequency of 30 to 100 MHz. It is, however, well suited for evaluating and comparing the effectiveness of various shielding and shield-contacting methods. It does not deliver an absolute value that would enable the limiting of voltages coupled in a cable, using an imposed HF electromagnetic field. The user should always consider the measurement results relative to the laboratory operational situation. Your actual, real-world shield attenuation values will normally be less than the values achieved in the lab because of different cable lengths, impedance behaviour and non-optimal earthing.

## Testing methods

The method applied does not use the normative tri-axial measuring platform, but instead uses an aluminium plate (with dimensions 500 x 380 x 10 mm). This plate serves as the test's reference earth. HF sockets (N-standard) are mounted on two standing angular panels and are used to connect the measuring device. The flange along with the plug are mounted to one of the angular panels.

The limit value of the shield attenuation  $S_a$  is  
 $f < 1 \text{ MHz}$ : 60 dB

$1 \text{ MHz} < f < 100 \text{ MHz}$ : 60 – 30 dB with 15 dB per decreasing decade  
 $f = 100 \text{ MHz}$ : 30 dB




According to VG 95373-41, a frequency range up to 30 MHz is specified for the measurement process. However the range can be extended to about 100 MHz for information purposes.

The insertion loss as of the test object is determined by the relationship between the voltage on the interior wire and the supplied voltage. The VG95373-41 also refers to the insertion loss as the shield attenuation factor. The relationship between insertion loss as and coupling resistance  $Z_k$  is characterised as follows:

Insertion loss:  $a_s \approx 20 \lg 50 \Omega / |Z_k|$  in dB  
 Coupling resistance:  $Z_k \approx 50 \Omega \times 10^{a_s / 20}$  in  $\Omega$

According to VG 95373-41, this relationship has sufficient precision when  $Z_k < 500 \text{ m}\Omega$ .

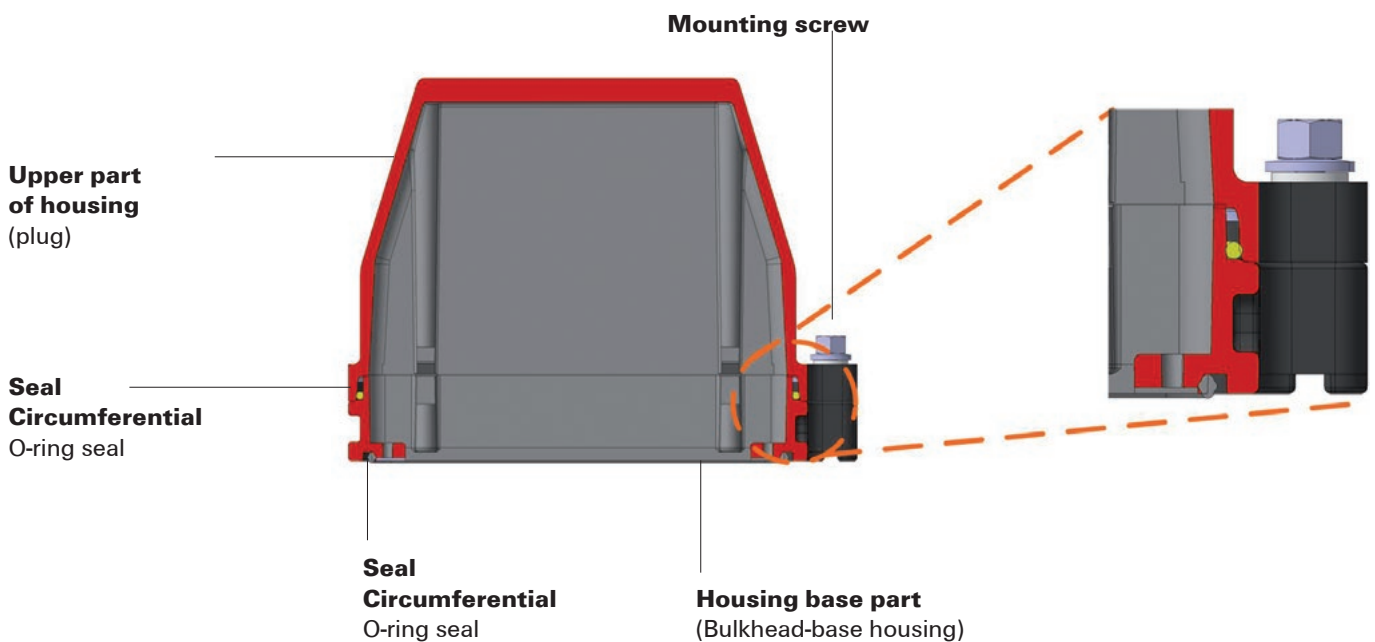
In order to test plug-in connectors, a reference shield cable is used that is separated in the middle. The cable can be connected with a corresponding connector pair and measured as described above. In order to evaluate the shield (the resistance between the cable shield and the reference earth), the connector frame and its reference earth are mounted directly to the cover of the testing equipment.



Housing must have very good EMC characteristics in order to meet these requirements.

Weidmüller has designed the RockStar® IP68 housing with built-in features that ensure outstanding EMC and resistance to interference.

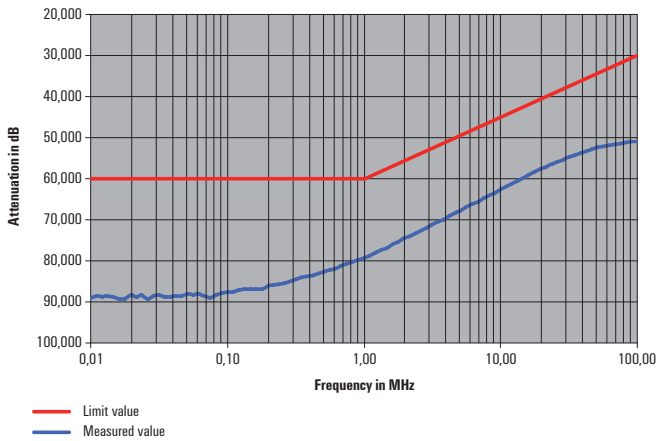
The bulkhead or base housing, combined with the plug housing, produces a labyrinth structure which ensures high EMC shield attenuation. In addition to providing the required EMC protection, this housing series features IP68/IP69K protection and excellent resistance to impacts and vibration. This combination of features permits the RockStar® IP68 housing to be used anywhere.



Technical data

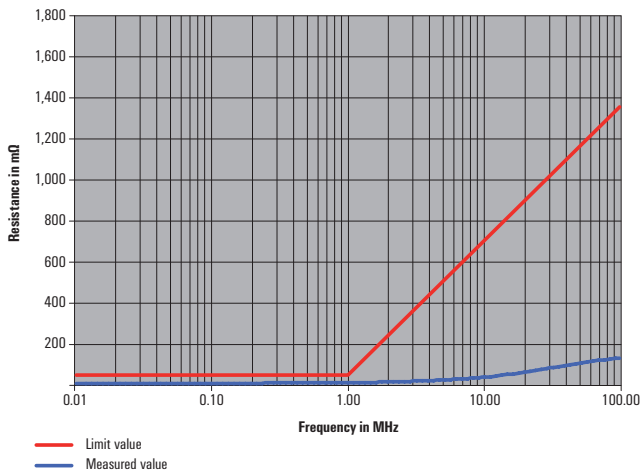
The requirements for an EMC-compliant interface stipulate that the interference immunity level or shield attenuation potential should be rated high enough so that the electromagnetic fields in the vicinity of the transmitted signals cannot exert influence within the connector. The capacity for active interference must be low enough to ensure that surrounding devices or components are not affected by interference. The following diagrams illustrate the insertion loss and the coupling impedance for the adjacent housing.

Insertion loss



HDC IP68 16B TSS 1M50

Coupling impedance



# IP classes of protection to IEC 60529

The class of protection is indicated by a code consisting of the two letters IP and two digits representing the class of protection.

Example: **I P 6 5**

2nd digit: protection from liquids  
1st digit: protection from solid bodies

## Protection against intrusion of external particle matter (1st digit)

Digit		
0		No protection
1		Protection against ingress of large solid bodies with diameter > 50 mm. (Protection to prevent dangerous parts being touched with the back of the hand.)
2		Protection against ingress of large solid bodies with diameter > 12.5 mm. (Protection to prevent dangerous parts being touched with the fingers.)
3		Protection against ingress of large solid bodies with diameter > 2.5 mm. (Protection to prevent dangerous parts being touched with a tool.)
4		Protection against ingress of large solid bodies with diameter > 1 mm. (Protection to prevent dangerous parts being touched with a piece of wire.)
5		Protection against harmful deposits of dust, which cannot enter in an amount sufficient to interfere with satisfactory operation.
6		Complete protection against ingress of dust.

## Protection against penetration of liquids (2nd digit)

Digit		
0		No protection
1		Protection against drops of condensed water falling vertically.
2		Protection against drops of liquid falling at an angle of 15° with respect to the vertical.
3		Protection against drops of liquid falling at an angle of 60° with respect to the vertical.
4		Protection against liquids splashed from any direction.
5		Protection against water jets projected by a nozzle from any direction.
6		Protection against water from heavy sea on ships' decks.
7		Protection against immersion in water under defined conditions of pressure and time.
8		Protection against indefinite immersion in water under defined conditions of pressure (which must be agreed between manufacturer and user and must be more adverse than number 7).

# Class of protection to NEMA

## National Electrical Manufacturers Association NEMA 250-1991

Digit	
<b>Typ 1</b>	Housing primarily for use in inside rooms. Protects from penetration of solid bodies.
<b>Typ 2</b>	Housing primarily for use in inside rooms. Protects from penetration of solid bodies and water.
<b>Typ 3</b>	Housing primarily for outdoor use. Protection against penetration by rainfall and dust as well as damage due to ice formation.
<b>Typ 3R</b>	Housing primarily for outdoor use. Protection against rain and snow as damage due to ice-formation.
<b>Typ 3S</b>	Housing primarily for outdoor use. Protection against rain, snow and foreign bodies. External mechanisms can be operated despite ice accumulation.
<b>Typ 4</b>	Housing for inside and outside rooms. Protects from rain, foreign bodies, water spray and water jets as well as damage through ice formation on the outside of the housing.
<b>Typ 4X</b>	Housing for inside and outside rooms. Protects from corrosion, rain, foreign bodies, water spray and water jets as well as damage through ice formation on the outside of the housing.
<b>Typ 6</b>	Housing for inside and outside rooms. Protects from water jets as well as penetration of water when submerged; protects from damage through ice formation on the outside of the housing.

Digit	
<b>Typ 12</b>	Housing for use in inside rooms. Protects from dust deposits and non-corrosive dripping liquids.
<b>Typ 13</b>	Housing for use in inside rooms. Protects from dust deposits, water spray, oil and non-corrosive coolants.



# Chemical resistance

## Chemical resistance of inserts (material PC, 20 % GF)

Acetone	+
Ammonia, aqueous	-
Petrol	+
Benzine	+
Diesel oil	-
Acetic acid, concentrated	+
Aqueous potassium hydroxide	-
Methanol	-
Engine oil	-
Alkaline solution, diluted	+
Chlorinated hydrocarbons	-
Use in open air	-

+ resistant  
- partially resistant

## Chemical resistance of standard housing seal (material NBR)

Acetone	-
Drilling oil	+
Diesel oil	+
Ethyl alcohol	+
Gear oil	+
Hydraulic oil	+
Cooling lubricant	+
Petrol	+
Sweat	+
High-octane petrol	-
Water	+
UV	o
Ozone	o

+ resistant  
- partially resistant  
o not resistant

## Chemical resistance of inserts (material PA6.6, 20 % GF)

Acetone	+
Ammonia, aqueous	+
Benzine	+
Diesel oil	+
Acetic acid, concentrated	-
Aqueous potassium hydroxide	+
Methanol	+
Engine oil	+
Alkaline solution, diluted	-
Chlorinated hydrocarbons	-
Use in open air	-

+ resistant  
- partially resistant

## Chemical resistance of silicone seal housing IP68

Acetone	+
Diesel oil	o
Ethyl alcohol	+
Gear oil	-
Hydraulic oil	-
Petrol	o
Sweat	-
High-octane petrol	o
Water	+
UV	+
Ozone	+

+ resistant  
- partially resistant  
o not resistant

## Chemical resistance of FKM seal

Acetone	o
Diesel oil	+
Ethyl alcohol	+
Hydraulic oil	+
Acids	o
Benzine	+
Water	+
UV	+
Ozone	+

+ resistant  
o not resistant

## Safety information and standards

**Please note the following safety information:**

- Never plug or unplug connectors under load or during operations.
- We can only guarantee the technical and electro-technical characteristics promised in this catalogue if all the components were supplied by Weidmüller.

The following standards apply in the vicinity of heavy-duty connectors:

- DIN EN 60664-1 or IEC 60664-1: Insulation coordination for equipment within low-voltage systems; principles, requirements and tests (replaces DIN VDE 0110-1)
- DIN EN 61984 or IEC 61984:  
Plug-in connectors – safety requirements and tests
- DIN EN 175301-801:  
Detail Specification: High-density rectangular plug-in connectors, round removable crimp contacts; (replaces DIN 43652)
- DIN EN 60352 or IEC 60352:  
Solderless connections
- DIN EN 60529 or IEC 60529:  
Classes of protection provided by enclosures (IP code)
- DIN VDE 0870:  
Electromagnetic influence
- DIN EN 60999-1:  
Connecting devices, safety requirements for screw terminal connections and screwless terminal connections for electrical copper conductors
- DIN 40050-9:  
Road vehicles; classes of protection (IP-code)

# RockStar® inserts

<b>RockStar® inserts</b>	<b>Introduction</b>	<b>B.2</b>
	<b>HA series</b>	<b>B.4</b>
	250 V	
	16 A	
	3 - 48 poles	
	<b>HE series</b>	<b>B.18</b>
	500 V	
	24 A	
	6 - 48 poles	
	<b>HEE and HEEE series</b>	<b>B.32</b>
	500 V	
	16 A	
	10 - 64 poles	
	<b>HD series</b>	<b>B.46</b>
	250 V	
	10 A	
	7 - 128 poles	
	<b>HDD series</b>	<b>B.66</b>
	250 V	
	10 A	
	24 - 216 poles	
	<b>HVE series</b>	<b>B.80</b>
	830 V	
	20 A	
	3 + 2; 6 + 2; 10 + 2 poles	
	<b>HSB series</b>	<b>B.88</b>
	400 V	
	35 A	
	6 - 12 poles	
	<b>HQ series</b>	<b>B.94</b>
	400 V / 690 V	
	16 A, 10/40 A	
	4/2, 5, 7, 8, 12, 17 poles	
	<b>MixMate series</b>	<b>B.108</b>
	1,000 V / 690 V	
	100 A	
	4, 4/0, 4/2, 4/8, 6/6, 6/12, 6/36, 8/0, 8/24, 12/2 poles	

## B

## Fixed pole RockStar® inserts


### Flexible. Compact. High performance.

Rely on real RockStars when choosing your connectors. Our broad portfolio of heavy-duty connectors offers the right solution for all requirements for the transmission of energy, signals, and data outside the control cabinet. At the heart of our RockStar® connectors are the inserts. No matter which interface you want to implement, the nine series in up to 12 sizes ensure reliable electrical function.

The RockStar® inserts are made from glass-fibre-reinforced polycarbonate. This material is distinguished by its low water absorption and the high levels of dimensional stability made possible by the added glass fibres. So our rugged RockStar® inserts are the ideal choice for solutions of up to 216 poles and a maximum of 110 A / 1,000 V.


#### Fast wiring. But safe.

Choose from all common connection technologies including the PUSH IN direct plug-in technology and the brand new SNAP IN connection. The SNAP IN principle is particularly easy to use: The stripped conductor is inserted directly into open connection points and the snap connection snaps into place with a click.



**Consistency**

One plastic material – with all approvals. This expands your range of choices. It also helps you to have simple documentation and reliable planning processes.


**Suitable**

Always according to your needs: including a space-saving combination of power and signals in one connector.



# HA series

Compact: Our space-saving miracle among the fixed-pole inserts accommodates up to 48 contacts in suitable IP65 housings due to its particularly slim design.



## Technical data

Standards/approvals	
Standards	DIN EN 61984 DIN EN 60664-1
Approvals	UL/CSA**
Inserts	
No. of poles	3, 4, 10, 16, 32, 48
Rated voltage	250 V (400 V - HA3, HA4)
Rated voltage to UL/CSA	600 V
Rated current	16 A
Rated impulse withstand voltage	4 kV
Pollution severity	3 (320 V / 4 kV / 2) (HA10, 16, 32, 48)
Insulation resistance	$\geq 10^{10} \Omega$
Material	Glass-fibre reinforced PC (in UL list and approved for railway applications)
Temperature range	-40 °C to +125 °C
Flammability to UL 94	V-0
Mechanical service life	
- Plugging cycles Ag-Surface	$\geq 500$
- Plugging cycles Au-Surface	$\geq 500$
Contact resistance	
Crimp connection	$\leq 2 \text{ m}\Omega$
Screw connection, Tension clamp connection	$\leq 2 \text{ m}\Omega$
Contacts/Material	
Sockets and plug-in contact	Copper alloy
Surface	Passivated silver, or gold-plated
Clamping unit/Screw connection	Copper alloy/Passivated silver
Clamping range/Stripping length	
- Crimp connection*	0.5 - 2.5 mm <sup>2</sup> (AWG 20 - 14) / 7.5 mm
- Screw connection	0.5 - 2.5 mm <sup>2</sup> (AWG 20 - 14) / 9 mm***
- Tension clamp connection	0.25 - 2.5 mm <sup>2</sup> (AWG 24 - 14) / 8 mm
Clamping torque	
- Screw connection	0.5 - 0.55 Nm
SD blades	
- Screw connection	0.6 x 3.5 or P20
- Tension clamp connection	0.5 x 3 or 0.6 x 3.5
PE connection	
- Clamping range	0.5 - 2.5 mm <sup>2</sup>
- solid/stranded	0.5 - 2.5 mm <sup>2</sup> / 0.5 - 2.5 mm <sup>2</sup>
- flexible/flexible with wire end ferrule, DIN 46228 pt. 1	0.5 - 2.5 mm <sup>2</sup> / 0.5 - 2.5 mm <sup>2</sup>
- AWG conductor	AWG 20 - 14
- Stripping length	10 mm
- Clamping torque	1.2 - 1.5 Nm
- Blade dimensions	SD 0.8 x 4 mm or PZ1













**Note:**  
When used properly and as designated, the listed connectors may not be connected or disconnected if there is a live voltage or load!

\* Crimping with flexible conductors

\*\* For screw and crimp connections

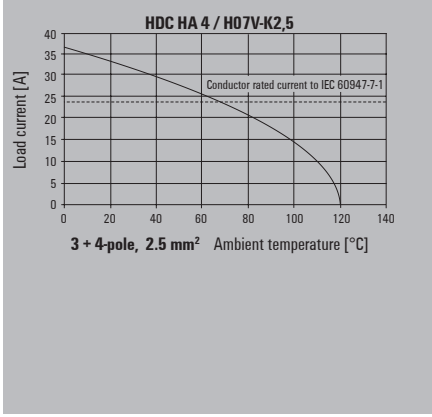
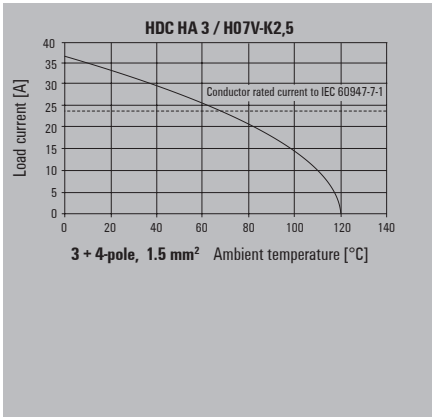
\*\*\* Stripping length of 15 mm for the 3- and 4-pole HA

## Overview


		Size	Rated voltage	Rated current	No. of poles	Tension clamp connection	TOP connection	Screw conn. with wire guard spring	Crimp connection	PUSH IN connection	Page
		1	400 V	16 A	3 + ⊕		•				B.6
		1	400 V	16 A	4 + ⊕		•				B.8
		2	250 V	16 A	10 + ⊕	•		•	•		B.10
		5	250 V	16 A	16 + ⊕	•		•	•		B.12
		7	250 V	16 A	32 + ⊕	•		•	•		B.14
		9	250 V		48 + ⊕	•		•	•		B.16

400 V, 16A, size 1

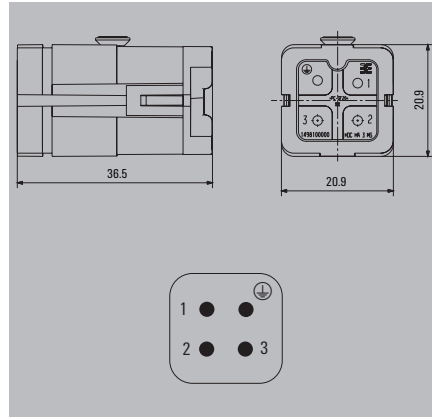
3 + ⊕



Installation cut-out



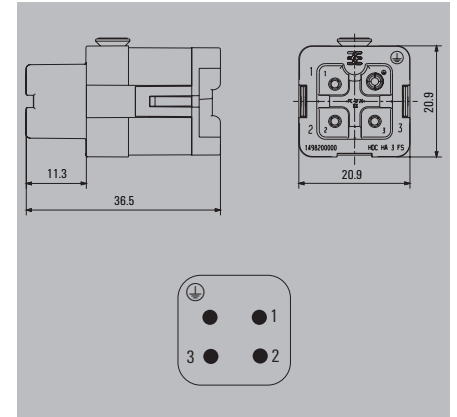
Male



Ordering data

Type of connection	Type	Qty.	Order No.
Screw connection	HDC HA 3 MS	1	1498100000

Female



Ordering data

Type of connection	Type	Qty.	Order No.
Screw connection	HDC HA 3 FS	1	1498200000



Housing selection RockStar® IP65  
Size 1



For additional housings, refer to  
Chapter D for IP65 / Chapter F for IP68 EMC

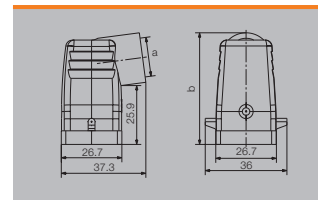
Hood

Plug housing, cable entry sideways



Material: diecast aluminium

a	Version	Cover	b (mm)	Type	Order No.
M 20	w. threading		49.2	HDC 04A TWLU 1M20G	1788810000

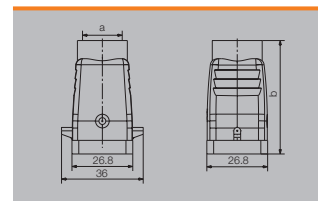


Plug housing, cable entry at top



Material: diecast aluminium

a	Version	Cover	b (mm)	Type	Order No.
M 20	w. threading		50	HDC 04A TOLU 1M20G	1788820000



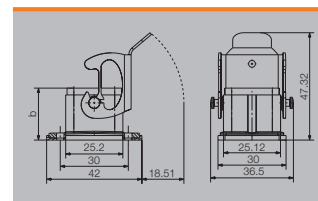
Base

Bulkhead housing



Material: diecast aluminium

Version	Cover	b (mm)	Type	Order No.
		23	HDC 04A ALU	1497600000

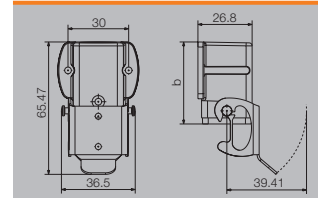


Base housing



Material: diecast aluminium

a	Version	Cover	b (mm)	Type	Order No.
M 20	w. threading		41.5	HDC 04A SLU 1M20G	1788830000

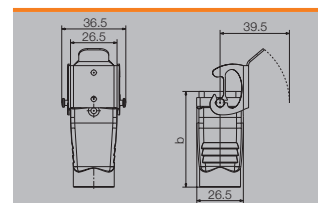


Coupling housing



Material: diecast aluminium

a	Version	Cover	b (mm)	Type	Order No.
M 20	w. threading		53.5	HDC 04A KOLU 1M20G	1788840000

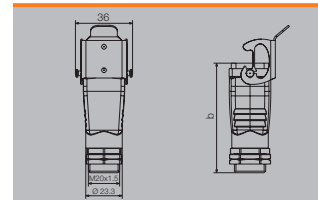


Screw mounting housing



Material: diecast aluminium

a	Version	Cover	b (mm)	Type	Order No.
M 20	w. threading		54	HDC 04A ELU 1M20G	1900320000

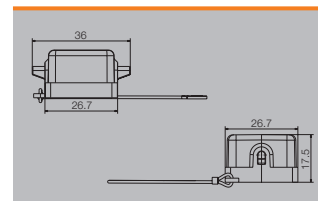


Cover



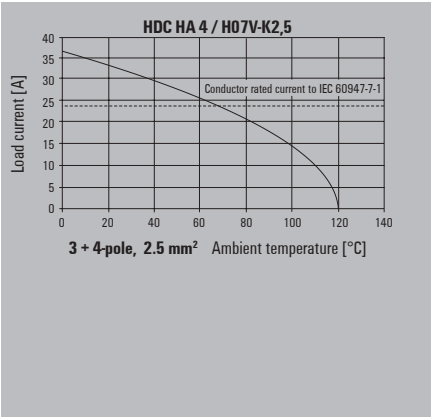
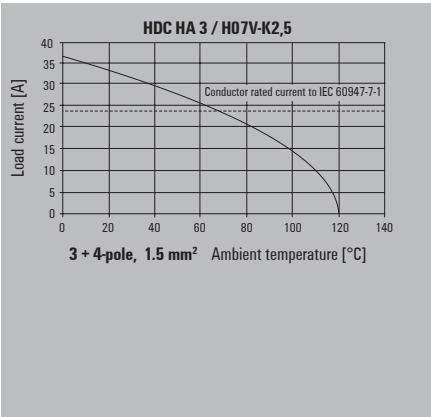
Material: diecast aluminium

Version	Type	Order No.
with female	HDC 04A DMDL 2B0	1665750000
with male	HDC 04A DDDL 2B0	1665740000



400 V, 16A, size 1

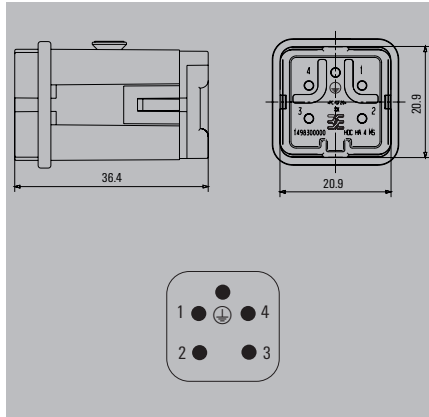
4 + ⊕



Installation cut-out



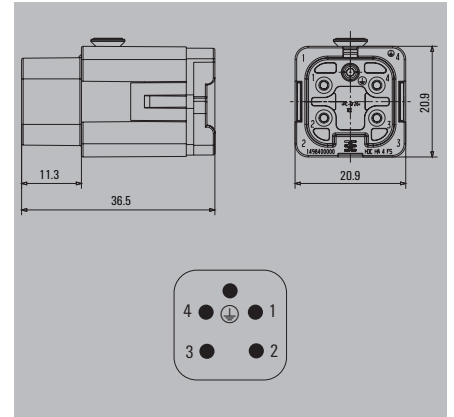
Male



Ordering data

Type of connection	Type	Qty.	Order No.
Screw connection	HDC HA 4 MS	1	1498300000

Female



Ordering data

Type of connection	Type	Qty.	Order No.
Screw connection	HDC HA 4 FS	1	1498400000

Housing selection RockStar® IP65  
Size 1



For additional housings, refer to  
Chapter D for IP65 / Chapter F for IP68 EMC

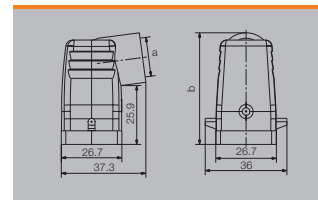
Hood

Plug housing, cable entry sideways



Material: diecast aluminium

a	Version	Cover	b (mm)	Type	Order No.
M 20	w. threading		49.2	HDC 04A TWLU 1M20G	1788810000

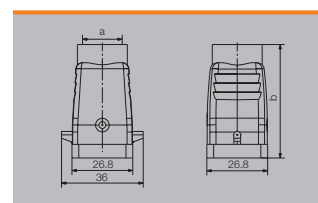


Plug housing, cable entry at top



Material: diecast aluminium

a	Version	Cover	b (mm)	Type	Order No.
M 20	w. threading		50	HDC 04A TOLU 1M20G	1788820000



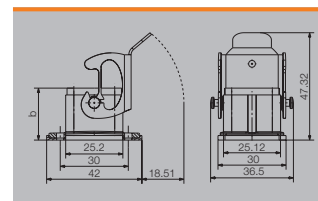
Base

Bulkhead housing



Material: diecast aluminium

Version	Cover	b (mm)	Type	Order No.
		23	HDC 04A ALU	1497600000

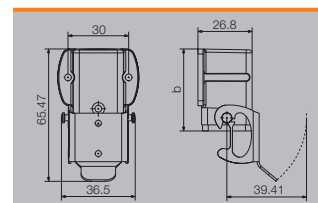


Base housing



Material: diecast aluminium

a	Version	Cover	b (mm)	Type	Order No.
M 20	w. threading		41.5	HDC 04A SLU 1M20G	1788830000

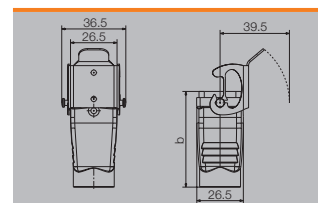


Coupling housing



Material: diecast aluminium

a	Version	Cover	b (mm)	Type	Order No.
M 20	w. threading		53.5	HDC 04A KOLU 1M20G	1788840000

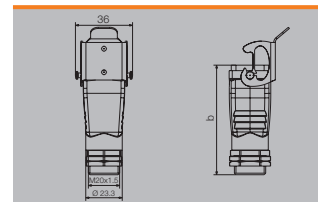


Screw mounting housing



Material: diecast aluminium

a	Version	Cover	b (mm)	Type	Order No.
M 20	w. threading		54	HDC 04A ELU 1M20G	1900320000

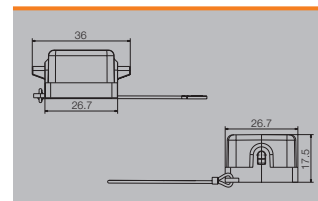


Cover



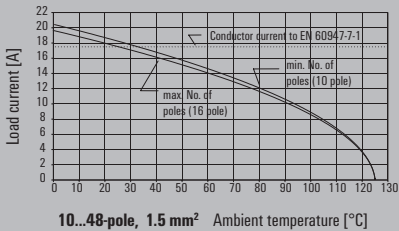
Material: diecast aluminium

Version	Type	Order No.
with female	HDC 04A DMDL 2B0	1665750000
with male	HDC 04A DDDL 2B0	1665740000

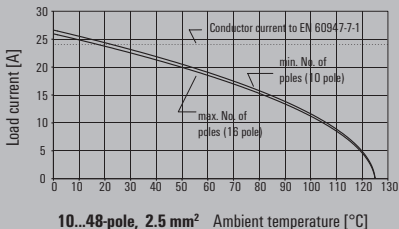


250 V, 16 A, size 2

10 + ⊕

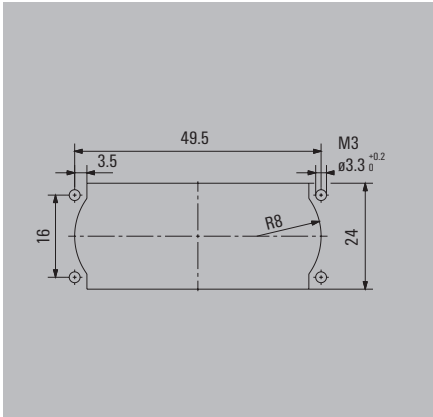


10...48-pole, 1.5 mm<sup>2</sup> Ambient temperature [°C]

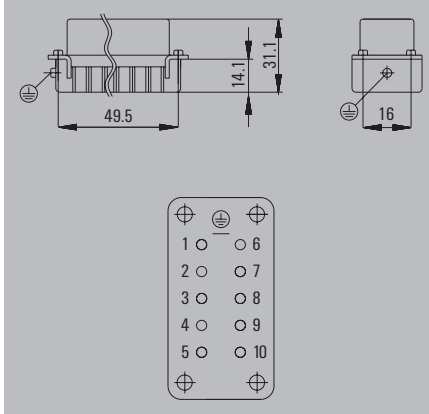


10...48-pole, 2.5 mm<sup>2</sup> Ambient temperature [°C]

Installation cut-out



Male



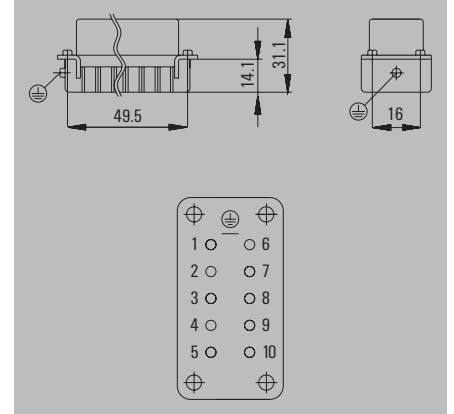
Ordering data

Type of connection	Type	Qty.	Order No.
Tension-clamp conn.	HDC HA 10 MT	1	1896790000
Screw connection	HDC HA 10 MS	1	1650610000
Crimp connection	HDC HA 10 MC	1	1873870000

Accessories

Type	Qty.	Order No.
<b>Crimp contacts, male - gold</b>		
HDC-C-HE-SM0.5AU	100	1651420000
HDC-C-HE-SM0.75-1.00AU	100	1651430000
HDC-C-HE-SM1.5AU	100	1651440000
HDC-C-HE-SM2.5AU	100	1651450000
HDC-C-HE-SM4.0AU	100	1651460000
<b>Crimp contacts, male - silver</b>		
HDC-C-HE-SM0.5AG	100	1200500000
HDC-C-HE-SM0.75-1.00AG	100	1200600000
HDC-C-HE-SM1.5AG	100	1200700000
HDC-C-HE-SM2.5AG	100	1200800000
HDC-C-HE-SM4.0AG	100	1200900000
<b>Tools</b>		
CTX CM 1.6/2.5	1	9018490000
REMOVAL TOOL HE	1	1866750000

Female



Ordering data

Type of connection	Type	Qty.	Order No.
Tension-clamp conn.	HDC HA 10 FT	1	1896780000
Screw connection	HDC HA 10 FS	1	1650620000
Crimp connection	HDC HA 10 FC	1	1873860000

Accessories

Type	Qty.	Order No.
<b>Crimp contacts, female - gold</b>		
HDC-C-HE-BM0.5AU	100	1651470000
HDC-C-HE-BM0.75-1.00AU	100	1651480000
HDC-C-HE-BM1.5AU	100	1651490000
HDC-C-HE-BM2.5AU	100	1651500000
HDC-C-HE-BM4.0AU	100	1651510000
<b>Crimp contacts, female - silver</b>		
HDC-C-HE-BM0.5AG	100	1201100000
HDC-C-HE-BM0.75-1.00AG	100	1201200000
HDC-C-HE-BM1.5AG	100	1201300000
HDC-C-HE-BM2.5AG	100	1201400000
HDC-C-HE-BM4.0AG	100	1201500000
<b>Tools</b>		
CTX CM 1.6/2.5	1	9018490000
REMOVAL TOOL HE	1	1866750000

Housing selection RockStar® IP65  
Size 2



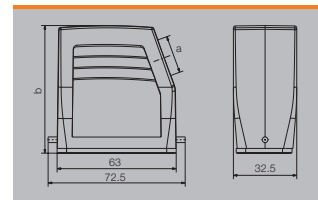
For additional housings, refer to  
chapter D for IP65

Hood

Plug housing, cable entry sideways



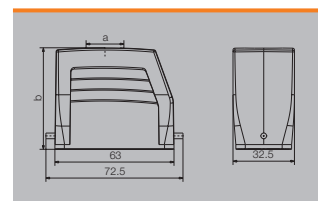
a	Version	Cover	b (mm)	Type	Order No.
M 20	w. threading		68	HDC 15A TSLU 1M20G	1788860000
M 25	w. threading		68	HDC 15A TSLU 1M25G	1788850000



Plug housing, cable entry at top



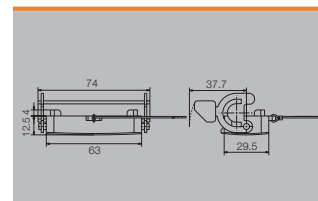
a	Version	Cover	b (mm)	Type	Order No.
M 20	w. threading		54	HDC 10A TOLL 1M20G	1788620000
M 25	w. threading		54	HDC 10A TOLL 1M25G	1788610000



Cover



Version	Type	Order No.
For hoods	HDC 10A DDDL 1LB	1665890000

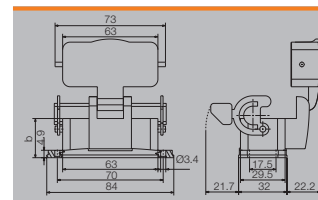


Base

Bulkhead housing



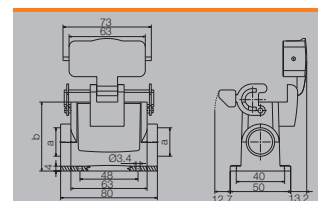
Version	Cover	b (mm)	Type	Order No.
	without cover	25	HDC 10A ALU	1664040000
	with cover	37.5	HDC 10A ADLU	1664060000



Base housing



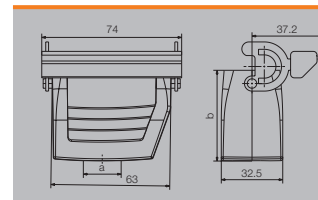
a	Version	Cover	b (mm)	Type	Order No.
M 20	w. threading		57	HDC 10A SLU 2M20G	1788640000
M 20	w. threading	with cover	69.5	HDC 10A SDLU 2M20G	1788660000
M 25	w. threading		57	HDC 10A SLU 2M25G	1788630000
M 25	w. threading	with cover	69.5	HDC 10A SDLU 2M25G	1788650000



Coupling housing



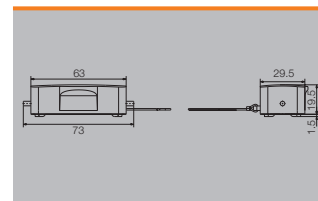
a	Version	Cover	b (mm)	Type	Order No.
M 25	w. threading		48	HDC 10A KLU 1M25G	1788670000



Cover

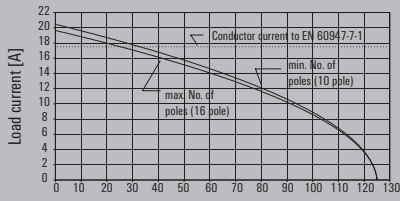


Version	Type	Order No.
For bases	HDC 10A DMDL 2B0	1665880000

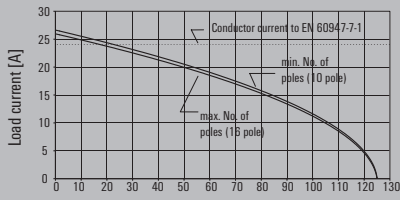


250 V, 16 A, size 5

16 + ⊕

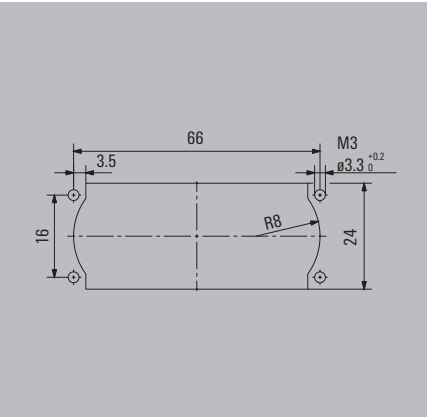


10...48-pole, 1.5 mm<sup>2</sup> Ambient temperature [°C]

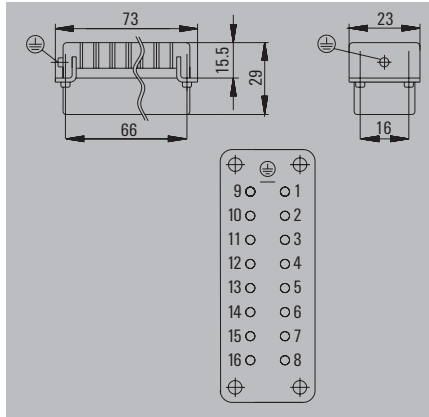


10...48-pole, 2.5 mm<sup>2</sup> Ambient temperature [°C]

Installation cut-out



Male



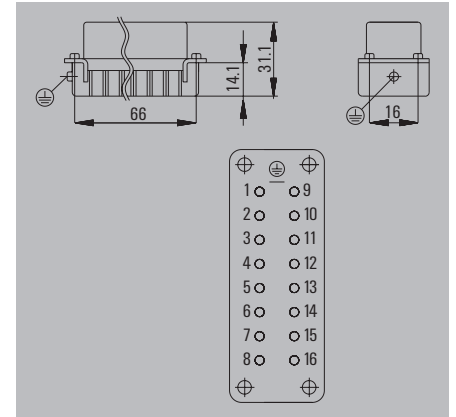

Ordering data

Type of connection	Type	Qty.	Order No.
Tension-clamp conn.	HDC HA 16 MT	1	1896830000
Screw connection	HDC HA 16 MS	1	1650770000
Crimp connection	HDC HA 16 MC	1	1873890000

Accessories

Type	Qty.	Order No.
<b>Crimp contacts, male - gold</b>		
HDC-C-HE-SM0.5AU	100	1651420000
HDC-C-HE-SM0.75-1.00AU	100	1651430000
HDC-C-HE-SM1.5AU	100	1651440000
HDC-C-HE-SM2.5AU	100	1651450000
HDC-C-HE-SM4.0AU	100	1651460000
<b>Crimp contacts, male - silver</b>		
HDC-C-HE-SM0.5AG	100	1200500000
HDC-C-HE-SM0.75-1.00AG	100	1200600000
HDC-C-HE-SM1.5AG	100	1200700000
HDC-C-HE-SM2.5AG	100	1200800000
HDC-C-HE-SM4.0AG	100	1200900000
<b>Tools</b>		
CTX CM 1.6/2.5	1	9018490000
REMOVAL TOOL HE	1	1866750000

Female



Ordering data

Type of connection	Type	Qty.	Order No.
Tension-clamp conn.	HDC HA 16 FT	1	1896800000
Screw connection	HDC HA 16 FS	1	1650780000
Crimp connection	HDC HA 16 FC	1	1873880000

Accessories

Type	Qty.	Order No.
<b>Crimp contacts, female - gold</b>		
HDC-C-HE-BM0.5AU	100	1651470000
HDC-C-HE-BM0.75-1.00AU	100	1651480000
HDC-C-HE-BM1.5AU	100	1651490000
HDC-C-HE-BM2.5AU	100	1651500000
HDC-C-HE-BM4.0AU	100	1651510000
<b>Crimp contacts, female - silver</b>		
HDC-C-HE-BM0.5AG	100	1201100000
HDC-C-HE-BM0.75-1.00AG	100	1201200000
HDC-C-HE-BM1.5AG	100	1201300000
HDC-C-HE-BM2.5AG	100	1201400000
HDC-C-HE-BM4.0AG	100	1201500000
<b>Tools</b>		
CTX CM 1.6/2.5	1	9018490000
REMOVAL TOOL HE	1	1866750000

Housing selection RockStar® IP65  
Size 5



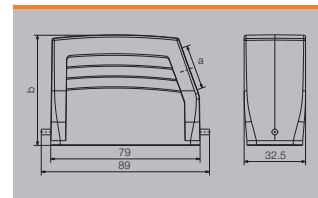
For additional housings, refer to chapter D for IP65

Hood

Plug housing, cable entry sideways



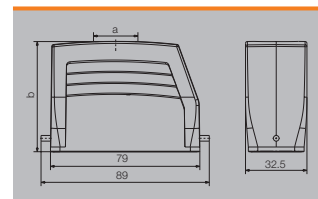
a	Version	Cover	b (mm)	Type	Order No.
M 20	w. threading		72	HDC 25A TSLU 1M20G	1788680000
M 25	w. threading		58	HDC 16A TSLU 1M25G	1788740000
M 25	w. threading		72	HDC 25A TSLU 1M25G	1788690000



Plug housing, cable entry at top



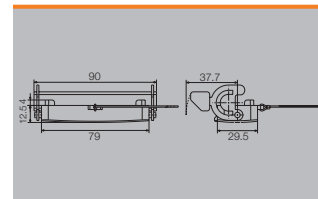
a	Version	Cover	b (mm)	Type	Order No.
M 20	w. threading		72	HDC 25A TOLU 1M20G	1788710000
M 25	w. threading		58	HDC 16A TOLU 1M25G	1788750000
M 25	w. threading		72	HDC 25A TOLU 1M25G	1788700000



Cover



Version	Type	Order No.
For hoods	HDC 16A DDDL 1LB	1665900000

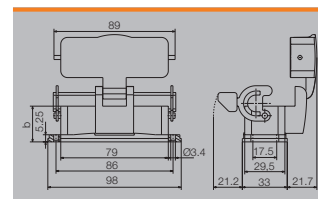


Base

Bulkhead housing



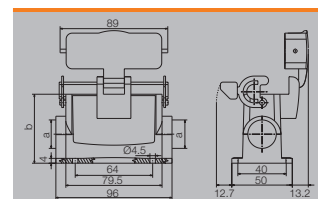
Version	Cover	b (mm)	Type	Order No.
	without cover	26.25	HDC 16A ALU	1664920000
	with cover	26.25	HDC 16A ADLU	1664940000



Base housing



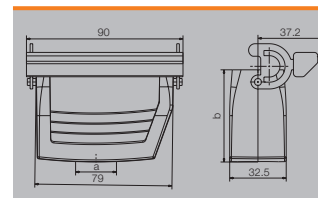
a	Version	Cover	b (mm)	Type	Order No.
M 20	w. threading		57	HDC 16A SLU 2M20G	1788770000
M 20	w. threading	with cover	57	HDC 16A SDLU 2M20G	1788790000
M 25	w. threading		57	HDC 16A SLU 2M25G	1788760000
M 25	w. threading	with cover	57	HDC 16A SDLU 2M25G	1788780000



Coupling housing



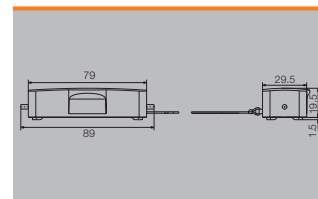
a	Version	Cover	b (mm)	Type	Order No.
M 25	w. threading		52.62	HDC 16A KLU 1M25G	1788800000



Cover



Version	Type	Order No.
For bases	HDC 16A DMDL 2B0	1665910000







Housing selection RockStar® IP65  
Size 7



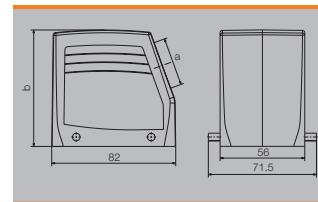
For additional housings, refer to chapter D for IP65

Hood

Plug housing, cable entry sideways



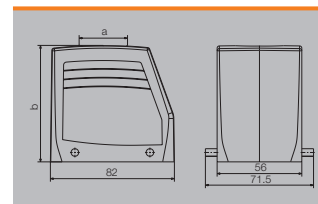
a	Version	Cover	b (mm)	Type	Order No.
M 25	w. threading		77	HDC 32A TSBU 1M25G	1787960000
M 32	w. threading		77	HDC 32A TSBU 1M32G	1787950000



Plug housing, cable entry at top



a	Version	Cover	b (mm)	Type	Order No.
M 32	w. threading		77	HDC 32A TOBU 1M32G	1787990000

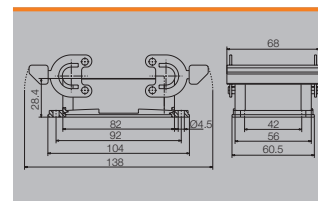


Base

Bulkhead housing



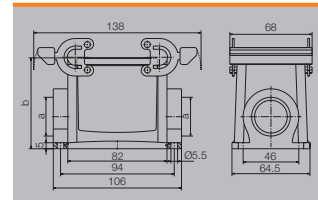
Version	Cover	b (mm)	Type	Order No.
		30	HDC 32A ABU	1665860000



Base housing



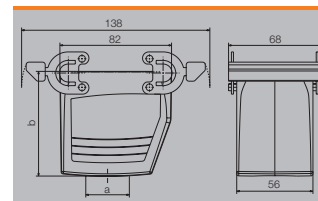
a	Version	Cover	b (mm)	Type	Order No.
M 25	w. threading		75	HDC 32A SBU 2M25G	1788040000



Coupling housing

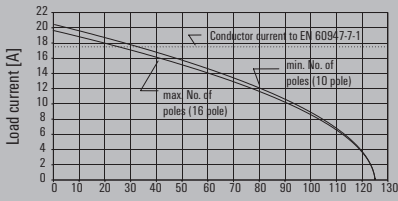


a	Version	Cover	b (mm)	Type	Order No.
M 25	w. threading		77	HDC 32A KBU 1M25G	1788080000
M 32	w. threading		77	HDC 32A KBU 1M32G	1788070000

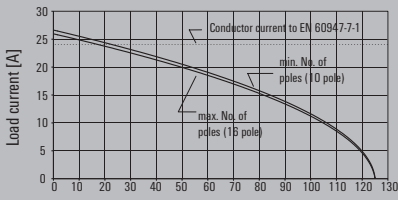


250 V, 16 A, size 9

48 + ⊕

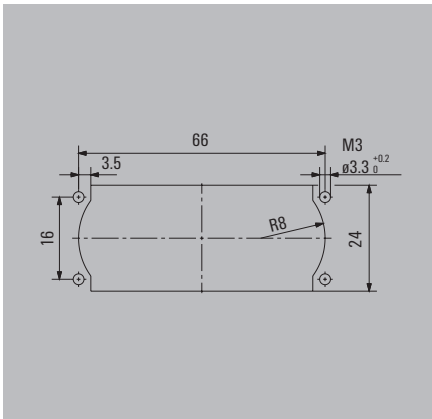


10...48-pole, 1.5 mm<sup>2</sup> Ambient temperature [°C]

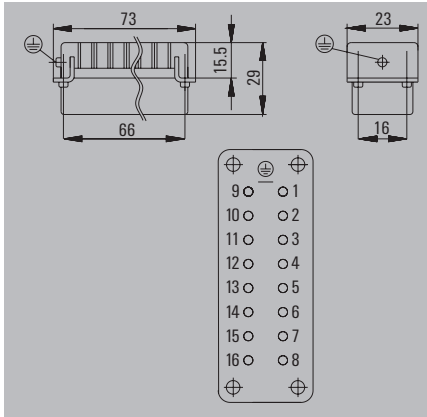


10...48-pole, 2.5 mm<sup>2</sup> Ambient temperature [°C]

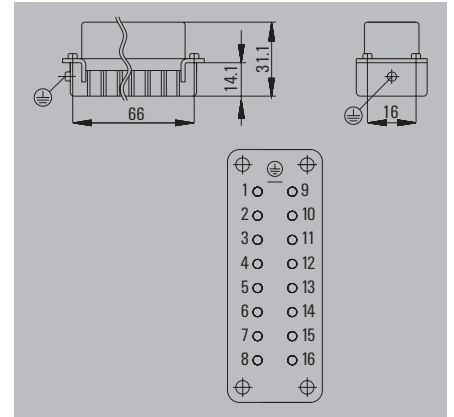

Installation cut-out



Male



Female



Ordering data

Type of connection	Type	Qty.	Order No.
Tension-clamp conn.	HDC HA 16 MT	1	1896830000
Tension-clamp conn.	HDC HA 16 MT 17-32	1	1896840000
Tension-clamp conn.	HDC HA 16 MT 33-48	1	1896850000
Screw connection	HDC HA 16 MS	1	1650770000
Screw connection	HDC HA 16 MS 17-32	1	1650880000
Screw connection	HDC HA 16 MS 33-48	1	1650990000
Crimp connection	HDC HA 16 MC	1	1873890000
Crimp connection	HDC HA 16 MC 17 - 32	1	1875620000

Ordering data

Type of connection	Type	Qty.	Order No.
Tension-clamp conn.	HDC HA 16 FT	1	1896800000
Tension-clamp conn.	HDC HA 16 FT 17-32	1	1896810000
Tension-clamp conn.	HDC HA 16 FT 33-48	1	1896820000
Screw connection	HDC HA 16 FS	1	1650780000
Screw connection	HDC HA 16 FS 17-32	1	1650900000
Screw connection	HDC HA 16 FS 33-48	1	1651020000
Crimp connection	HDC HA 16 FC	1	1873880000
Crimp connection	HDC HA 16 FC 17 - 32	1	1876040000

Accessories

Type	Qty.	Order No.
<b>Crimp contacts, male - gold</b>		
HDC-C-HE-SM0.5AU	100	1651420000
HDC-C-HE-SM0.75-1.00AU	100	1651430000
HDC-C-HE-SM1.5AU	100	1651440000
HDC-C-HE-SM2.5AU	100	1651450000
HDC-C-HE-SM4.0AU	100	1651460000
<b>Crimp contacts, male - silver</b>		
HDC-C-HE-SM0.5AG	100	1200500000
HDC-C-HE-SM0.75-1.00AG	100	1200600000
HDC-C-HE-SM1.5AG	100	1200700000
HDC-C-HE-SM2.5AG	100	1200800000
HDC-C-HE-SM4.0AG	100	1200900000
<b>Tools</b>		
CTX CM 1.6/2.5	1	9018490000
REMOVAL TOOL HE	1	1866750000

Accessories

Type	Qty.	Order No.
<b>Crimp contacts, female - gold</b>		
HDC-C-HE-BM0.5AU	100	1651470000
HDC-C-HE-BM0.75-1.00AU	100	1651480000
HDC-C-HE-BM1.5AU	100	1651490000
HDC-C-HE-BM2.5AU	100	1651500000
HDC-C-HE-BM4.0AU	100	1651510000
<b>Crimp contacts, female - silver</b>		
HDC-C-HE-BM0.5AG	100	1201100000
HDC-C-HE-BM0.75-1.00AG	100	1201200000
HDC-C-HE-BM1.5AG	100	1201300000
HDC-C-HE-BM2.5AG	100	1201400000
HDC-C-HE-BM4.0AG	100	1201500000
<b>Tools</b>		
CTX CM 1.6/2.5	1	9018490000
REMOVAL TOOL HE	1	1866750000

Housing selection RockStar® IP65  
Size 9



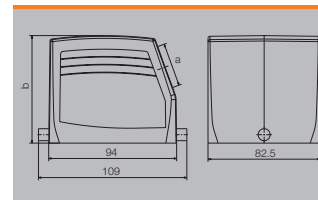
For additional housings, refer to chapter D for IP65

Hood

Plug housing, cable entry sideways



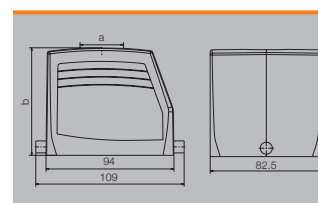
a	Version	Cover	b (mm)	Type	Order No.
M 32	w. threading		78	HDC 48A TSLU 1M32G	1788550000



Plug housing, cable entry at top



a	Version	Cover	b (mm)	Type	Order No.
M 32	w. threading		78	HDC 48A TOLU 1M32G	1788560000

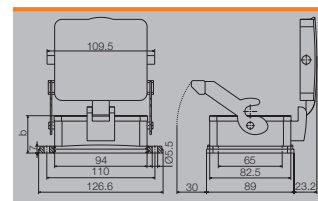


Base

Bulkhead housing



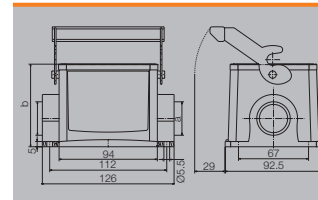
Version	Cover	b (mm)	Type	Order No.
	without cover	40	HDC 48A ALU	1666740000
	with cover	40	HDC 48A ADLU	1666750000



Base housing




a	Version	Cover	b (mm)	Type	Order No.
M 32	w. threading		79	HDC 48A SLU 2M32G	1788570000



# HE series

Powerful and convenient: HE/HEE inserts enable efficient signal transmission of up to 48 contacts at maximum 16 A and 500 V. They are also now available with the innovative SNAP IN connector.



## Technical data

Standards/approvals	
Standards	DIN EN 61984 DIN EN 60664-1
Approvals	UL/CSA**, ISO 23570 (DESINA)*
Inserts	
No. of poles	6, 10, 16, 24, 32, 48
Rated voltage	500 V
Rated voltage to UL/CSA	600 V
Rated current	16 A (6 poles 24 A)
Rated impulse withstand voltage	6 kV
Pollution severity	3 (630 V / 6 kV / 2)
Insulation resistance	$\geq 10^{10} \Omega$
Material	Glass-fibre reinforced PC (in UL list and approved for railway applications)
Temperature range	-40 °C to +125 °C
Flammability to UL 94	V-0
Mechanical service life	
- Plugging cycles Ag-Surface	$\geq 500$
- Plugging cycles Au-Surface	$\geq 500$
Contact resistance	$\leq 2 \text{ m}\Omega$
Contacts/Material	
Contacts	Copper alloy
Surface	Passivated silver, or gold-plated
Clamping range/Stripping length	
- Crimp connection	
- stranded/flexible	0.5 - 4.0 mm <sup>2</sup> / 0.5 - 4.0 mm <sup>2</sup> (AWG 20 - 12) / 7.5 mm
- Screw connection	
- solid/stranded	0.5 - 2.5 mm <sup>2</sup> / 0.5 - 2.5 mm <sup>2</sup> (AWG 20 - 14) / 9 mm
- flexible/flexible with wire end ferrule	0.5 - 2.5 mm <sup>2</sup> / 0.5 - 2.5 mm <sup>2</sup> (AWG 20 - 14) / 9 mm
- Tension clamp connection	
- solid/stranded	0.25...2.5 mm <sup>2</sup> / (AWG 24...14) / 8 mm
- flexible/flexible with wire end ferrule	0.25...2.5 mm <sup>2</sup> / (AWG 24...14) / 8 mm
- PUSH IN	
- solid	0.5...4 mm <sup>2</sup> (AWG 20...12) / 10 mm
- flexible with wire end ferrule without collar	0.5...2.5 mm <sup>2</sup> (AWG 20...14) / 12 mm
- SnapIn	
- flexible/stranded	1...2.5 mm <sup>2</sup> (AWG 20...16) / 10
- flexible with wire end ferrule	1...2.5 mm <sup>2</sup> (AWG 20...16) / 10
Clamping torque	
- Screw connection	0.5 - 0.55 Nm
SD blades	
- Screw connection	0.6 x 3.5 oder PZ0
- PUSH IN	0.4 x 2.5
- Tension clamp connection	0.5 x 3 oder 0.6 x 3.5
- SnapIn	0.6 x 3.5

### Note:

\* The HE 10 inserts are included in the ISO 23570 as motor terminal connectors.  
\*\* For screw, crimp, and PUSH IN connections

## Contacts/Material













### PE connection

- Clamping range	0.5 - 4 mm <sup>2</sup>
- solid/stranded	0.5 - 4 mm <sup>2</sup> / 0.5 - 4 mm <sup>2</sup>
- flexible/flexible with wire end ferrule, DIN 46228 pt. 1	0.5 - 4 mm <sup>2</sup> / 0.5 - 4 mm <sup>2</sup>
- AWG conductor	AWG 20 - 12
- Stripping length	10 mm
- Clamping torque	1.2 - 1.5 Nm
- Blade dimensions	SD 0.8 x 4 mm or PZ1

### Note:

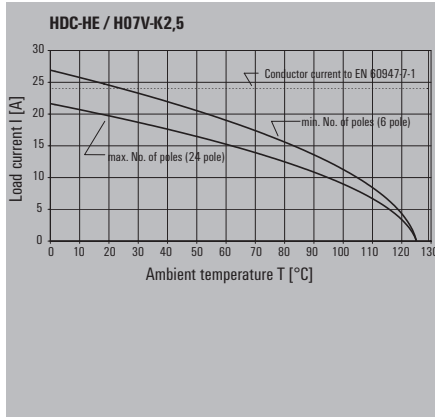
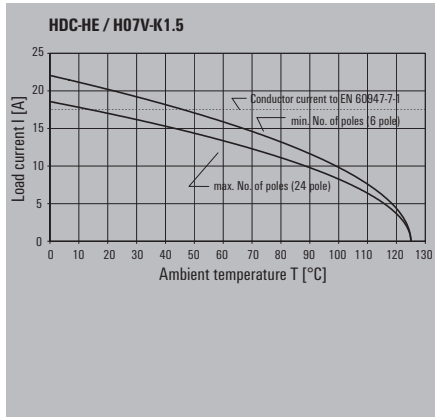
When used properly and as designated, the listed connectors may not be connected or disconnected if there is a live voltage or load!  
Inserts with PUSH IN connection can be connected to the H07V-U4 conductor.

## Overview

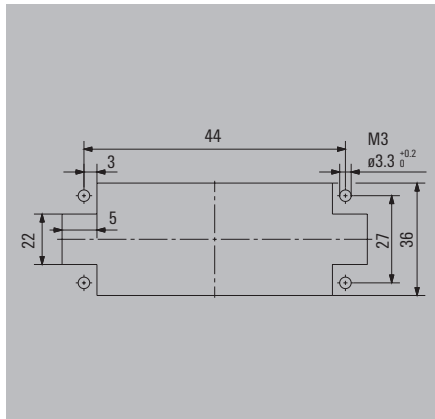
		Size	Rated voltage	Rated current	No. of poles	Tension clamp connection	Screw conn. with wire guard spring	Crimp connection	PUSH IN connection	SNAP IN connection	Page
		3	500 V	24 A	6 + ⊕	•	•	•	•	•	B.20
		4	500 V	16 A	10 + ⊕	•	•	•	•	•	B.22
		6	500 V	16 A	16 + ⊕	•	•	•	•	•	B.24
		8	500 V	16 A	24 + ⊕	•	•	•	•	•	B.26
		10	500 V	16 A	32 + ⊕	•	•	•	•	•	B.28
		12	500 V	16 A	48 + ⊕	•	•	•	•	•	B.30

500 V, 24 A, size 3

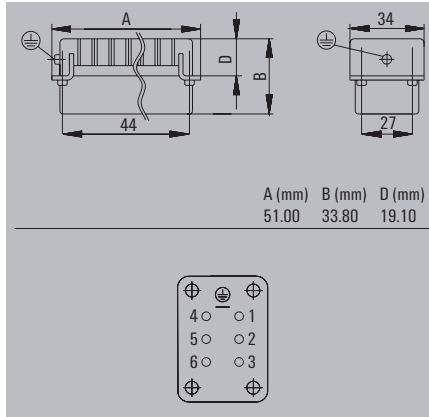
6 + ⊕



Installation cut-out



Male



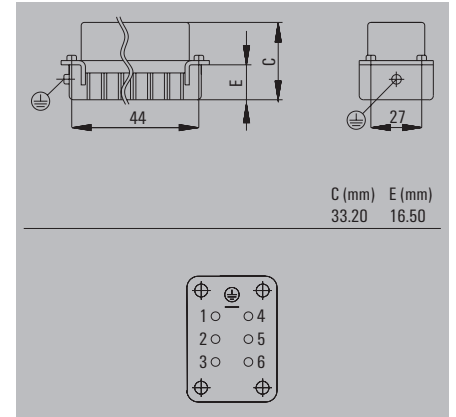
Ordering data

Type of connection	Type	Qty.	Order No.
Tension-clamp conn.	HDC HE 6 MT	1	1745820000
Screw connection	HDC HE 6 MS	1	1200000000
PUSH IN	HDC HE 6 MP	1	1873530000
Crimp connection	HDC HE 6 MC	1	1200400000
SNAP IN	HDC HE 6 MQT	1	2666910000

Accessories

Type	Qty.	Order No.
<b>Crimp contacts, male - gold</b>		
HDC-C-HE-SM0.5AU	100	1651420000
HDC-C-HE-SM0.75-1.00AU	100	1651430000
HDC-C-HE-SM1.5AU	100	1651440000
HDC-C-HE-SM2.5AU	100	1651450000
HDC-C-HE-SM4.0AU	100	1651460000
<b>Crimp contacts, male - silver</b>		
HDC-C-HE-SM0.5AG	100	1200500000
HDC-C-HE-SM0.75-1.00AG	100	1200600000
HDC-C-HE-SM1.5AG	100	1200700000
HDC-C-HE-SM2.5AG	100	1200800000
HDC-C-HE-SM4.0AG	100	1200900000
<b>Tools</b>		
CTX CM 1.6/2.5	1	9018490000
REMOVAL TOOL HE	1	1866750000

Female



Ordering data

Type of connection	Type	Qty.	Order No.
Tension-clamp conn.	HDC HE 6 FT	1	1745760000
Screw connection	HDC HE 6 FS	1	1200200000
PUSH IN	HDC HE 6 FP	1	1873520000
Crimp connection	HDC HE 6 FC	1	1201000000
SNAP IN	HDC HE 06 FQT	1	2666920000

Accessories

Type	Qty.	Order No.
<b>Crimp contacts, female - gold</b>		
HDC-C-HE-BM0.5AU	100	1651470000
HDC-C-HE-BM0.75-1.00AU	100	1651480000
HDC-C-HE-BM1.5AU	100	1651490000
HDC-C-HE-BM2.5AU	100	1651500000
HDC-C-HE-BM4.0AU	100	1651510000
<b>Crimp contacts, female - silver</b>		
HDC-C-HE-BM0.5AG	100	1201100000
HDC-C-HE-BM0.75-1.00AG	100	1201200000
HDC-C-HE-BM1.5AG	100	1201300000
HDC-C-HE-BM2.5AG	100	1201400000
HDC-C-HE-BM4.0AG	100	1201500000
<b>Tools</b>		
CTX CM 1.6/2.5	1	9018490000
REMOVAL TOOL HE	1	1866750000

Housing selection RockStar® IP65  
Size 3



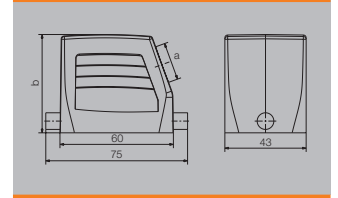
For additional housings, refer to  
Chapter D for IP65 / Chapter E for IP65 EMC /  
Chapter F for IP68 EMC

Hood

Plug housing, cable entry sideways



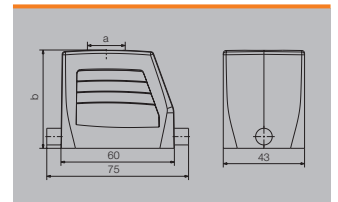
a	Version	Cover	b (mm)	Type	Order No.
M 20	w. threading		52	HDC 06B TSLU 1M20G	1788100000
M 25	w. threading		52	HDC 06B TSLU 1M25G	1788090000
M 25	w. threading		72	HDC 16D TSLU 1M25G	1787480000



Plug housing, cable entry at top



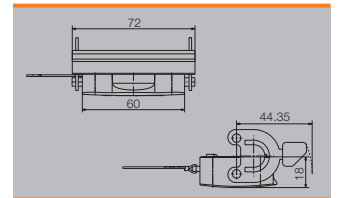
a	Version	Cover	b (mm)	Type	Order No.
M 20	w. threading		52	HDC 06B TOLU 1M20G	1788120000
M 25	w. threading		52	HDC 06B TOLU 1M25G	1788110000
M 25	w. threading		72	HDC 16D TOLU 1M25G	1787500000
M 32	w. threading		72	HDC 16D TOLU 1M32G	1787490000



Cover



Version	Type	Order No.
For hoods	HDC 06B DMDL 1LB	1665210000
For hoods	HDC 06B DMDL 1LB N	2559730000



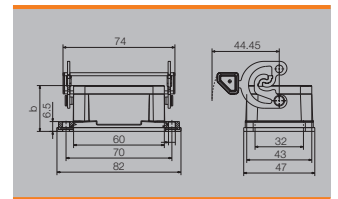
Note: N = Plastic locking lever with stainless steel inlay

Base

Bulkhead housing



Version	Cover	b (mm)	Type	Order No.
	without cover	29.3	HDC 06B ALU	1202100000
		29.3	HDC 06B ALU N	2488560000
	with cover	29.3	HDC 06B ADLU	1202500000
	with cover	29.3	HDC 06B ADLU N	2559320000

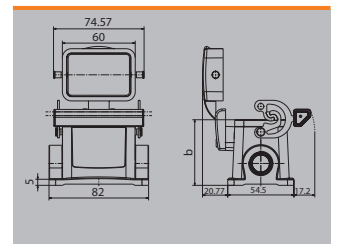


Note: N = Plastic locking lever with stainless steel inlay

Base housing



a	Version	Cover	b (mm)	Type	Order No.
M 20	w. threading			HDC 06B SLU 1M20G N	2637080000
M 20	w. threading	with cover	54	HDC 06B SDLU 1M20G N	2560720000
M 20	w. threading		54	HDC 06B SLU 2M20G	1788140000
M 20	w. threading	with cover	54	HDC 06B SDLU 2M20G	1788170000
M 25	w. threading		54	HDC 06B SLU 2M25G	1788130000
M 25	w. threading	without cover	54	HDC 06B SLU 2M25G N	2560860000
M 25	w. threading	with cover	54	HDC 06B SDLU 2M25G	1788160000
M 25	w. threading	with cover	54	HDC 06B SDLU 2M25G N	2560830000

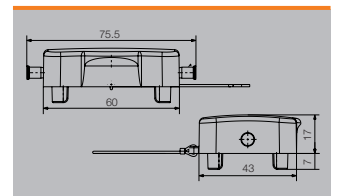


Note: N = Plastic locking lever with stainless steel inlay

Cover

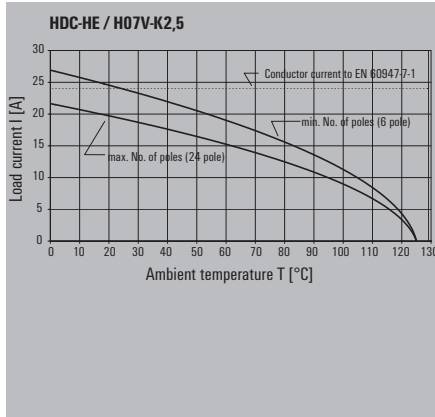
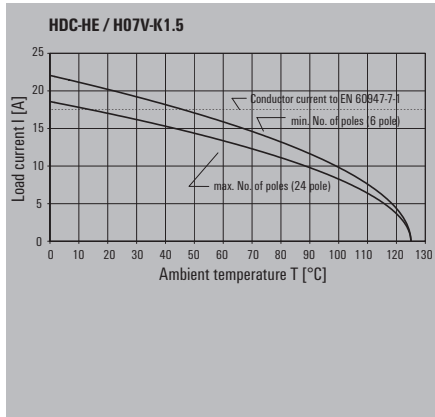


Version	Type	Order No.
For bases	HDC 06B DDDL 2B0	1665200000

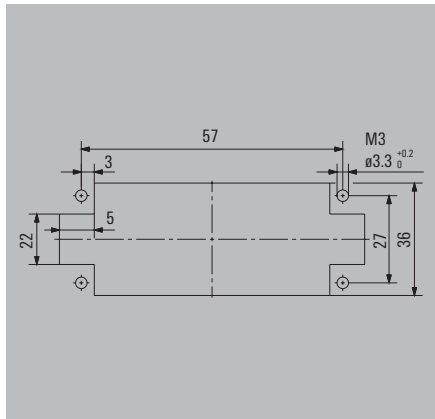


500 V, 16 A, size 4

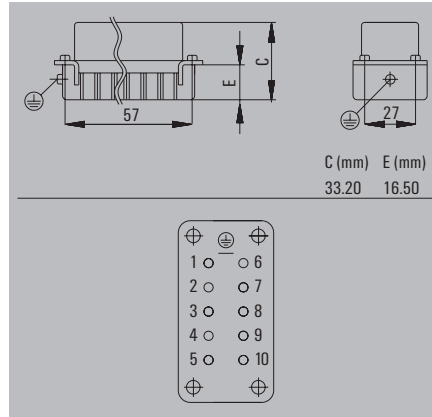
10 + ⊕



Installation cut-out



Male



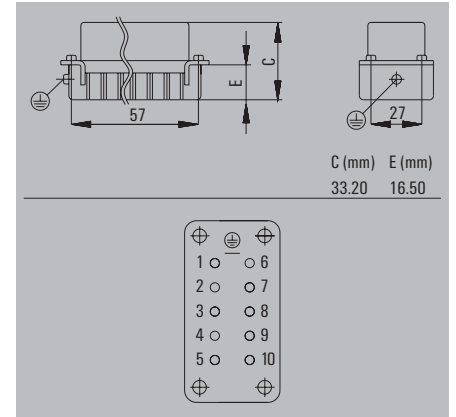

Ordering data

Type of connection	Type	Qty.	Order No.
Tension-clamp conn.	HDC HE 10 MT	1	1745830000
Screw connection	HDC HE 10 MS	1	1203900000
PUSH IN	HDC HE 10 MP	1	1873550000
Crimp connection	HDC HE 10 MC	1	1204300000
SNAP IN	HDC HE 10 MQT		2666940000

Accessories

Type	Qty.	Order No.
<b>Crimp contacts, male - gold</b>		
HDC-C-HE-SM0.5AU	100	1651420000
HDC-C-HE-SM0.75-1.00AU	100	1651430000
HDC-C-HE-SM1.5AU	100	1651440000
HDC-C-HE-SM2.5AU	100	1651450000
HDC-C-HE-SM4.0AU	100	1651460000
<b>Crimp contacts, male - silver</b>		
HDC-C-HE-SM0.5AG	100	1200500000
HDC-C-HE-SM0.75-1.00AG	100	1200600000
HDC-C-HE-SM1.5AG	100	1200700000
HDC-C-HE-SM2.5AG	100	1200800000
HDC-C-HE-SM4.0AG	100	1200900000
<b>Tools</b>		
CTX CM 1.6/2.5	1	9018490000
REMOVAL TOOL HE	1	1866750000

Female



Ordering data

Type of connection	Type	Qty.	Order No.
Tension-clamp conn.	HDC HE 10 FT	1	1745770000
Screw connection	HDC HE 10 FS	1	1204100000
PUSH IN	HDC HE 10 FP	1	1873540000
Crimp connection	HDC HE 10 FC	1	1204400000
SNAP IN	HDC HE 10 FQT		2666930000

Accessories

Type	Qty.	Order No.
<b>Crimp contacts, female - gold</b>		
HDC-C-HE-BM0.5AU	100	1651470000
HDC-C-HE-BM0.75-1.00AU	100	1651480000
HDC-C-HE-BM1.5AU	100	1651490000
HDC-C-HE-BM2.5AU	100	1651500000
HDC-C-HE-BM4.0AU	100	1651510000
<b>Crimp contacts, female - silver</b>		
HDC-C-HE-BM0.5AG	100	1201100000
HDC-C-HE-BM0.75-1.00AG	100	1201200000
HDC-C-HE-BM1.5AG	100	1201300000
HDC-C-HE-BM2.5AG	100	1201400000
HDC-C-HE-BM4.0AG	100	1201500000
<b>Tools</b>		
CTX CM 1.6/2.5	1	9018490000
REMOVAL TOOL HE	1	1866750000



Housing selection RockStar® IP65  
Size 4



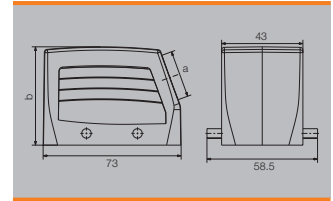
For additional housings, refer to  
Chapter D for IP65 / Chapter E for IP65 EMC /  
Chapter F for IP68 EMC

Hood

Plug housing, cable entry sideways



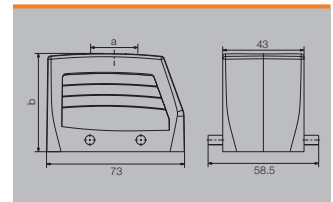
a	Version	Cover	b (mm)	Type	Order No.
M 20	w. threading		52	HDC 10B TSBU 1M20G	1787560000
M 25	w. threading		52	HDC 10B TSBU 1M25G	1787550000
M 25	w. threading		72	HDC 24D TSBU 1M25G	1787240000
M 32	w. threading		72	HDC 24D TSBU 1M32G	1787230000



Plug housing, cable entry at top



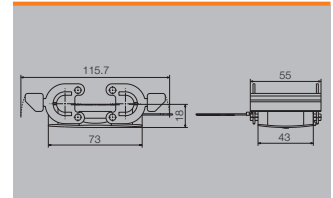
a	Version	Cover	b (mm)	Type	Order No.
M 20	w. threading		52	HDC 10B TOBU 1M20G	1787600000
M 25	w. threading		52	HDC 10B TOBU 1M25G	1787590000
M 25	w. threading		72	HDC 24D TOBU 1M25G	1787300000
M 32	w. threading		72	HDC 24D TOBU 1M32G	1787290000



Cover



Version	Type	Order No.
For hoods	HDC 10B DMDQ 2QB	1665240000
For hoods	HDC 10B DMDQ 2QB N	2559740000



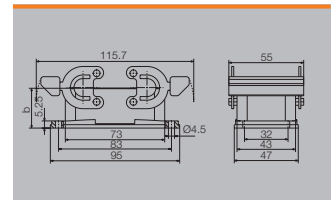
Note: N = Plastic locking lever with stainless steel inlay

Base

Bulkhead housing



Version	Cover	b (mm)	Type	Order No.
		29.5	HDC 10B ABU	1205000000
		29.5	HDC 10B ABU N	2488580000

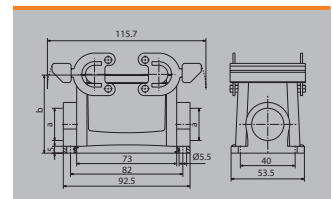


Note: N = Plastic locking lever with stainless steel inlay

Base housing



a	Version	Cover	b (mm)	Type	Order No.
M 20	w. threading		57	HDC 10B SBU 1M20G N	2560880000
M 20	w. threading		57	HDC 10B SBU 2M20G	1787640000
M 20	w. threading		57	HDC 10B SBU 2M20G N	2560890000
M 25	w. threading		57	HDC 10B SBU 1M25G N	2560900000
M 25	w. threading		57	HDC 10B SBU 2M25G	1787630000
M 25	w. threading		57	HDC 10B SBU 2M25G N	2560910000

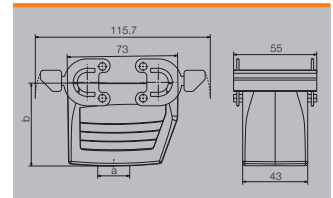


Note: N = Plastic locking lever with stainless steel inlay

Coupling housing



a	Version	Cover	b (mm)	Type	Order No.
M 20	w. threading		54.65	HDC 10B KBU 1M20G	1787720000
M 20	w. threading		54.65	HDC 10B KBU 1M20G N	2559860000

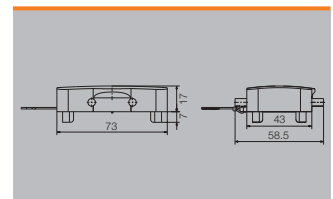


Note: N = Plastic locking lever with stainless steel inlay

Cover

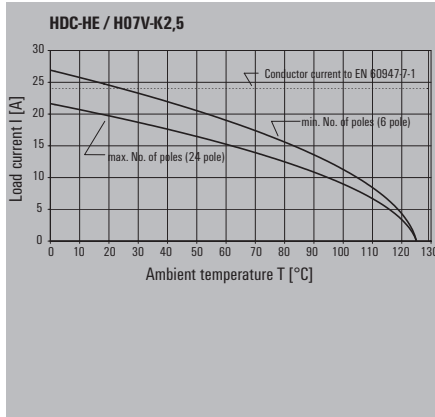
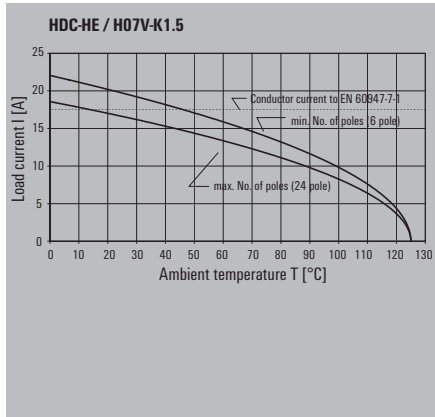


Version	Type	Order No.
For bases	HDC 10B DDDQ 480	1665230000

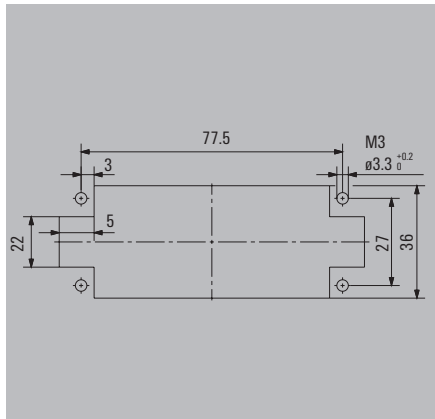


500 V, 16 A, size 6

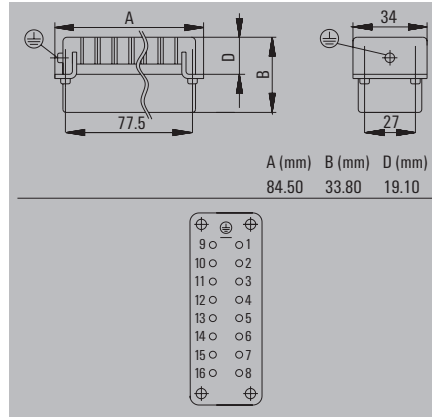
16 + ⊕



Installation cut-out



Male



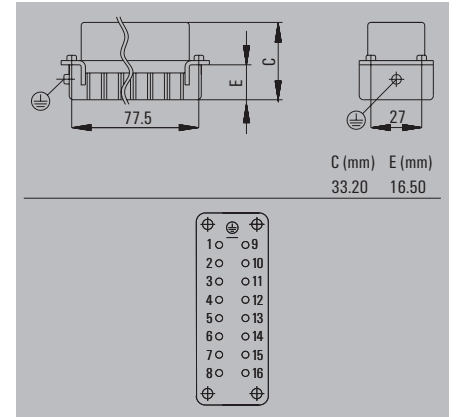
Ordering data

Type of connection	Type	Qty.	Order No.
Tension-clamp conn.	HDC HE 16 MT	1	1745840000
Screw connection	HDC HE 16 MS	1	1207500000
PUSH IN	HDC HE 16 MP	1	1873570000
Crimp connection	HDC HE 16 MC	1	1207900000
SNAP IN	HDC HE 16 MQT		2666970000

Accessories

Type	Qty.	Order No.
<b>Crimp contacts, male - gold</b>		
HDC-C-HE-SM0.5AU	100	1651420000
HDC-C-HE-SM0.75-1.00AU	100	1651430000
HDC-C-HE-SM1.5AU	100	1651440000
HDC-C-HE-SM2.5AU	100	1651450000
HDC-C-HE-SM4.0AU	100	1651460000
<b>Crimp contacts, male - silver</b>		
HDC-C-HE-SM0.5AG	100	1200500000
HDC-C-HE-SM0.75-1.00AG	100	1200600000
HDC-C-HE-SM1.5AG	100	1200700000
HDC-C-HE-SM2.5AG	100	1200800000
HDC-C-HE-SM4.0AG	100	1200900000
<b>Tools</b>		
CTX CM 1.6/2.5	1	9018490000
REMOVAL TOOL HE	1	1866750000

Female



Ordering data

Type of connection	Type	Qty.	Order No.
Tension-clamp conn.	HDC HE 16 FT	1	1745780000
Screw connection	HDC HE 16 FS	1	1207700000
PUSH IN	HDC HE 16 FP	1	1873560000
Crimp connection	HDC HE 16 FC	1	1208000000
SNAP IN	HDC HE 16 FQT		2666950000

Accessories

Type	Qty.	Order No.
<b>Crimp contacts, female - gold</b>		
HDC-C-HE-BM0.5AU	100	1651470000
HDC-C-HE-BM0.75-1.00AU	100	1651480000
HDC-C-HE-BM1.5AU	100	1651490000
HDC-C-HE-BM2.5AU	100	1651500000
HDC-C-HE-BM4.0AU	100	1651510000
<b>Crimp contacts, female - silver</b>		
HDC-C-HE-BM0.5AG	100	1201100000
HDC-C-HE-BM0.75-1.00AG	100	1201200000
HDC-C-HE-BM1.5AG	100	1201300000
HDC-C-HE-BM2.5AG	100	1201400000
HDC-C-HE-BM4.0AG	100	1201500000
<b>Tools</b>		
CTX CM 1.6/2.5	1	9018490000
REMOVAL TOOL HE	1	1866750000

Housing selection RockStar® IP65  
Size 6



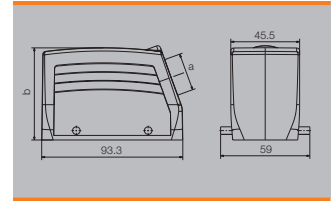
For additional housings, refer to  
Chapter D for IP65 / Chapter E for IP65 EMC /  
Chapter F for IP68 EMC

Hood

Plug housing, cable entry sideways



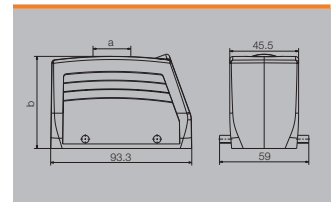
a	Version	Cover	b (mm)	Type	Order No.
M 25	w. threading		61	HDC 16B TSBU 1M25G	1788180000
M 25	w. threading		76	HDC 40D TSBU 1M25G	1787010000
M 32	w. threading		76	HDC 40D TSBU 1M32G	1787000000



Plug housing, cable entry at top



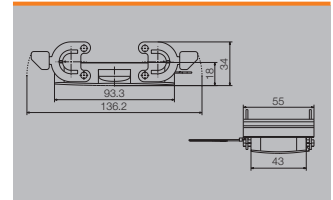
a	Version	Cover	b (mm)	Type	Order No.
M 25	w. threading		61	HDC 16B TOBU 1M25G	1788210000
M 25	w. threading		76	HDC 40D TOBU 1M25G	1787070000
M 32	w. threading		76	HDC 40D TOBU 1M32G	1787060000



Cover



Version	Type	Order No.
For hoods	HDC 16B DMDQ 2QB	1665270000



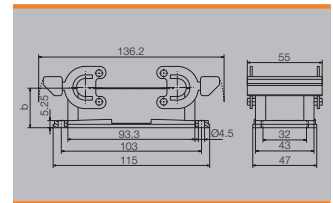
Base

Bulkhead housing



Version	Cover	b (mm)	Type	Order No.
		29	HDC 16B ABU	1208600000
		29	HDC 16B ABU N	2488590000

Note: N = Plastic locking lever with stainless steel inlay

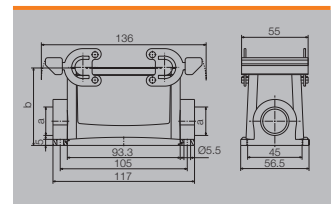


Base housing



a	Version	Cover	b (mm)	Type	Order No.
M 25	w. threading		64	HDC 16B SBU 1M25G N	2560740000
M 25	w. threading		64	HDC 16B SBU 2M25G	1788240000
M 25	w. threading		64	HDC 16B SBU 2M25G N	2560930000
M 25	w. threading		84	HDC 40D SBU 2M25G	1787120000
PG 21	w. threading		84	HDC 40D SBU 1M32G N	2561030000
M 32	w. threading		84	HDC 40D SBU 2M32G	1787110000

Note: N = Plastic locking lever with stainless steel inlay

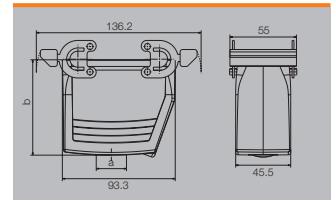


Coupling housing



a	Version	Cover	b (mm)	Type	Order No.
M 25	w. threading		78.6	HDC 40D KBU 1M25G	1787200000
PG 29	w. threading		79	HDC 40D KBU 1M25G N	2559890000
M 32	w. threading		78.6	HDC 40D KBU 1M32G	1787190000
PG 29	w. threading		79	HDC 40D KBU 1M32G N	2559900000
PG 29	w. threading		79	HDC 40D KBU 2M32G N	2545510000

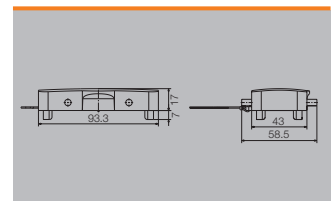
Note: N = Plastic locking lever with stainless steel inlay



Cover

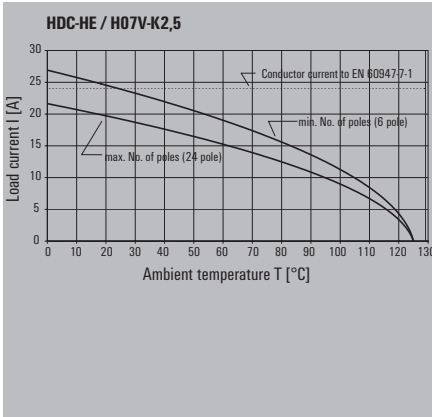
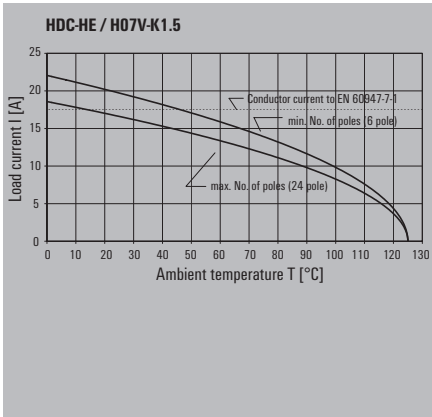


Version	Type	Order No.
For bases	HDC 16B DDDQ 4B0	1665260000

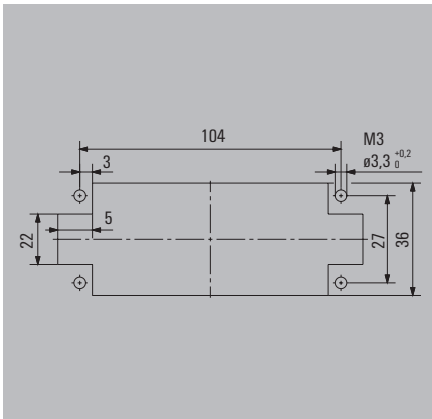


500 V, 16 A, size 8

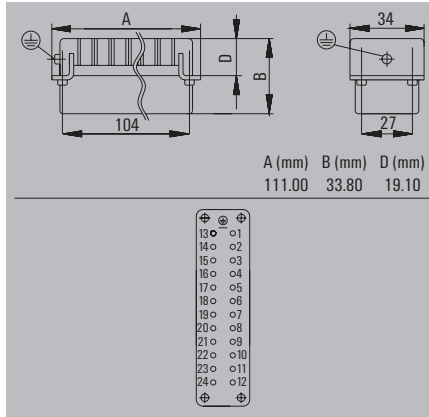
24 + ⊕



Installation cut-out



Male



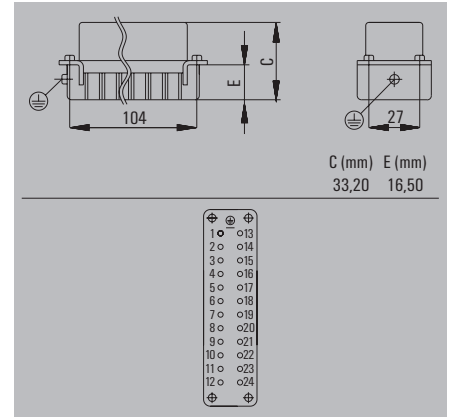
Ordering data

Type of connection	Type	Qty.	Order No.
Tension-clamp conn.	HDC HE 24 MT	1	1745850000
Screw connection	HDC HE 24 MS	1	1211100000
PUSH IN	HDC HE 24 MP	1	1873590000
Crimp connection	HDC HE 24 MC	1	1211500000
SNAP IN	HDC HE 24 MQT	1	2667010000

Accessories

Type	Qty.	Order No.
<b>Crimp contacts, male - gold</b>		
HDC-C-HE-SM0.5AU	100	1651420000
HDC-C-HE-SM0.75-1.00AU	100	1651430000
HDC-C-HE-SM1.5AU	100	1651440000
HDC-C-HE-SM2.5AU	100	1651450000
HDC-C-HE-SM4.0AU	100	1651460000
<b>Crimp contacts, male - silver</b>		
HDC-C-HE-SM0.5AG	100	1200500000
HDC-C-HE-SM0.75-1.00AG	100	1200600000
HDC-C-HE-SM1.5AG	100	1200700000
HDC-C-HE-SM2.5AG	100	1200800000
HDC-C-HE-SM4.0AG	100	1200900000
<b>Tools</b>		
CTX CM 1.6/2.5	1	9018490000
REMOVAL TOOL HE	1	1866750000

Female



Ordering data

Type of connection	Type	Qty.	Order No.
Tension-clamp conn.	HDC HE 24 FT	1	1745790000
Screw connection	HDC HE 24 FS	1	1211300000
PUSH IN	HDC HE 24 FP	1	1873580000
Crimp connection	HDC HE 24 FC	1	1211600000
SNAP IN	HDC HE 24 FQT	1	2666990000

Accessories

Type	Qty.	Order No.
<b>Crimp contacts, female - gold</b>		
HDC-C-HE-BM0.5AU	100	1651470000
HDC-C-HE-BM0.75-1.00AU	100	1651480000
HDC-C-HE-BM1.5AU	100	1651490000
HDC-C-HE-BM2.5AU	100	1651500000
HDC-C-HE-BM4.0AU	100	1651510000
<b>Crimp contacts, female - silver</b>		
HDC-C-HE-BM0.5AG	100	1201100000
HDC-C-HE-BM0.75-1.00AG	100	1201200000
HDC-C-HE-BM1.5AG	100	1201300000
HDC-C-HE-BM2.5AG	100	1201400000
HDC-C-HE-BM4.0AG	100	1201500000
<b>Tools</b>		
CTX CM 1.6/2.5	1	9018490000
REMOVAL TOOL HE	1	1866750000

Housing selection RockStar® IP65  
Size 8



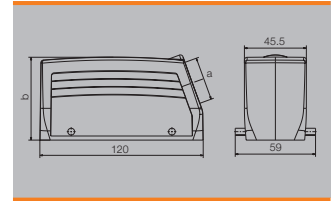
For additional housings, refer to  
Chapter D for IP65 / Chapter E for IP65 EMC /  
Chapter F for IP68 EMC

Hood

Plug housing, cable entry sideways



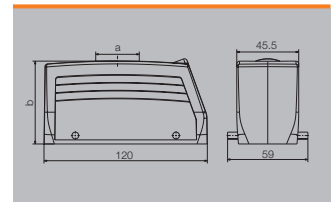
a	Version	Cover	b (mm)	Type	Order No.
M 25	w. threading		62.58	HDC 24B TSBU 1M25G	1787760000
M 25	w. threading		76	HDC 64D TSBU 1M25G	1786780000
M 32	w. threading		62.58	HDC 24B TSBU 1M32G	1787750000
M 32	w. threading		76	HDC 64D TSBU 1M32G	1786770000



Plug housing, cable entry at top



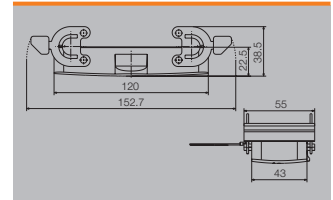
a	Version	Cover	b (mm)	Type	Order No.
M 25	w. threading		62.58	HDC 24B TOBU 1M25G	1787820000
M 32	w. threading		62.58	HDC 24B TOBU 1M32G	1787810000
M 32	w. threading		76	HDC 64D TOBU 1M32G	1786830000



Cover



Version	Type	Order No.
For hoods	HDC 24B DMDQ 2QB	1665640000
For hoods	HDC 24B DMDQ 2QB N	2559760000



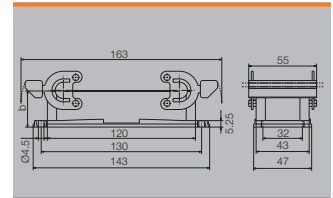
Note: N = Plastic locking lever with stainless steel inlay

Base

Bulkhead housing



Version	Cover	b (mm)	Type	Order No.
		29.5	HDC 24B ABU	1212400000
		29.5	HDC 24B ABU N	2488600000

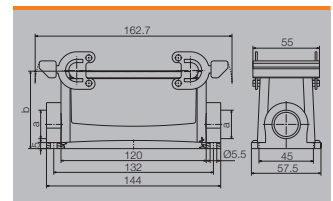


Note: N = Plastic locking lever with stainless steel inlay

Base housing



a	Version	Cover	b (mm)	Type	Order No.
M 25	w. threading		64	HDC 24B SBU 2M25G	1787870000
M 25	w. threading		64	HDC 24B SBU 2M25G N	2560970000
M 25	w. threading		84	HDC 64D SBU 2M25G	1786890000
M 32	w. threading		84	HDC 64D SBU 2M25G N	2561060000
M 32	w. threading		84	HDC 64D SBU 1M32G N	2561050000
M 32	w. threading		84	HDC 64D SBU 2M32G	1786880000

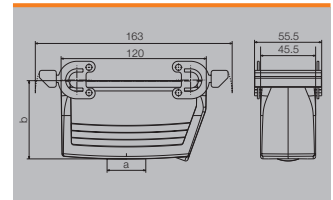


Note: N = Plastic locking lever with stainless steel inlay

Coupling housing



a	Version	Cover	b (mm)	Type	Order No.
M 25	w. threading		65	HDC 24B KBU 1M25G	1787920000
M 25	w. threading		65	HDC 24B KBU 1M25G N	2559870000
M 32	w. threading		65	HDC 24B KBU 2M32G N	2559880000
M 32	w. threading		79	HDC 64D KBU 1M32G	1786960000
M 32	w. threading		79	HDC 64D KBU 1M32G N	2559910000

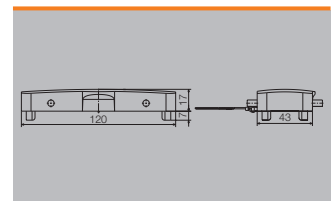


Note: N = Plastic locking lever with stainless steel inlay

Cover

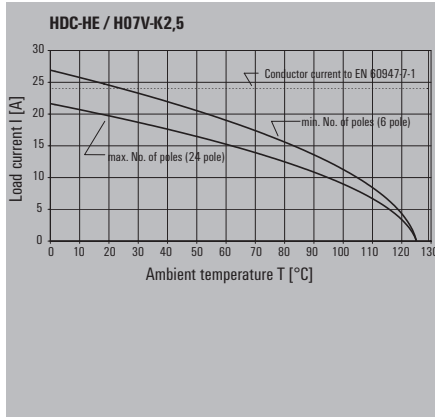
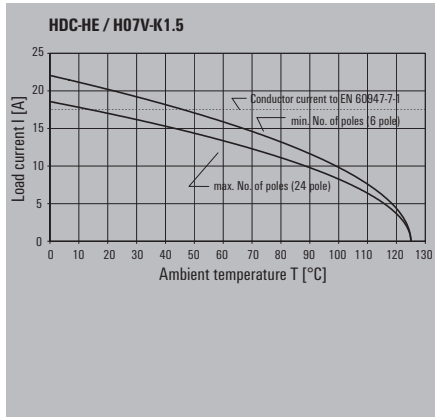


Version	Type	Order No.
For bases	HDC 24B DDDQ 4B0	1665630000

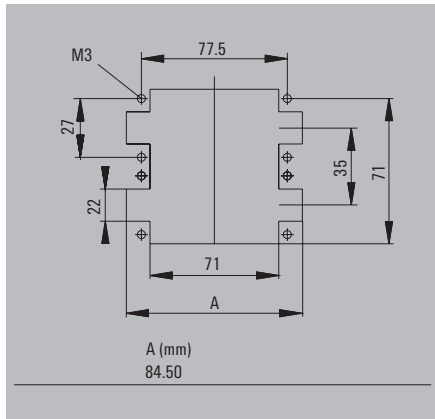


500 V, 16 A, size 10

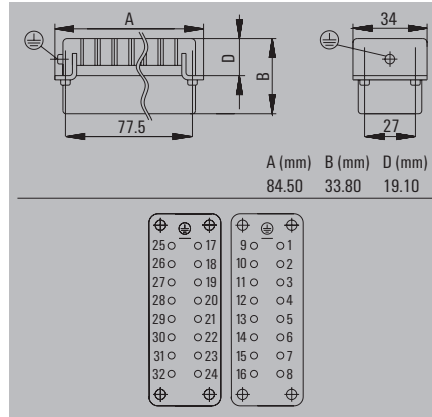
32 + ⊕



Installation cut-out



Male



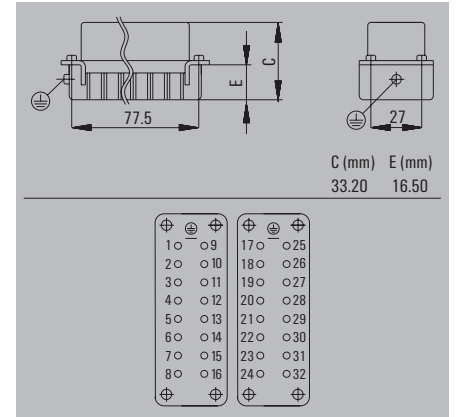

Ordering data

Type of connection	Type	Qty.	Order No.
Tension-clamp conn.	HDC HE 16 MT	1	1745840000
Screw connection	HDC HE 16 MS	1	1207500000
PUSH IN	HDC HE 16 MP	1	1873570000
Crimp connection	HDC HE 16 MC	1	1207900000
Tension-clamp conn.	HDC HE 16 MT 17-32	1	1745860000
Screw connection	HDC HE 16 MS 17-32	1	1215700000
PUSH IN	HDC HE 16 MP 17-32	1	1875800000
Crimp connection	HDC HE 16 MC 17-32	1	1216500000

Accessories

Type	Qty.	Order No.
<b>Crimp contacts, male - gold</b>		
HDC-C-HE-SM0.5AU	100	1651420000
HDC-C-HE-SM0.75-1.00AU	100	1651430000
HDC-C-HE-SM1.5AU	100	1651440000
HDC-C-HE-SM2.5AU	100	1651450000
HDC-C-HE-SM4.0AU	100	1651460000
<b>Crimp contacts, male - silver</b>		
HDC-C-HE-SM0.5AG	100	1200500000
HDC-C-HE-SM0.75-1.00AG	100	1200600000
HDC-C-HE-SM1.5AG	100	1200700000
HDC-C-HE-SM2.5AG	100	1200800000
HDC-C-HE-SM4.0AG	100	1200900000
<b>Tools</b>		
CTX CM 1.6/2.5	1	9018490000
REMOVAL TOOL HE	1	1866750000

Female



Ordering data

Type of connection	Type	Qty.	Order No.
Tension-clamp conn.	HDC HE 16 FT	1	1745780000
Screw connection	HDC HE 16 FS	1	1207700000
PUSH IN	HDC HE 16 FP	1	1873560000
Crimp connection	HDC HE 16 FC	1	1208000000
Tension-clamp conn.	HDC HE 16 FT 17-32	1	1745800000
Screw connection	HDC HE 16 FS 17-32	1	1216100000
PUSH IN	HDC HE 16 FP 17-32	1	1875740000
Crimp connection	HDC HE 16 FC 17-32	1	1216700000

Accessories

Type	Qty.	Order No.
<b>Crimp contacts, female - gold</b>		
HDC-C-HE-BM0.5AU	100	1651470000
HDC-C-HE-BM0.75-1.00AU	100	1651480000
HDC-C-HE-BM1.5AU	100	1651490000
HDC-C-HE-BM2.5AU	100	1651500000
HDC-C-HE-BM4.0AU	100	1651510000
<b>Crimp contacts, female - silver</b>		
HDC-C-HE-BM0.5AG	100	1201100000
HDC-C-HE-BM0.75-1.00AG	100	1201200000
HDC-C-HE-BM1.5AG	100	1201300000
HDC-C-HE-BM2.5AG	100	1201400000
HDC-C-HE-BM4.0AG	100	1201500000
<b>Tools</b>		
CTX CM 1.6/2.5	1	9018490000
REMOVAL TOOL HE	1	1866750000

Housing selection RockStar® IP65  
Size 10



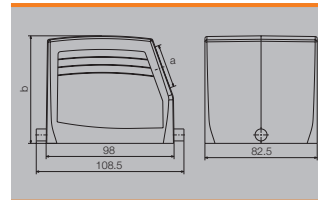
For additional housings, refer to chapter D for IP65

Hood

Plug housing, cable entry sideways



a	Version	Cover	b (mm)	Type	Order No.
M 32	w. threading		79	HDC 32B TSLU 1M32G	1788420000

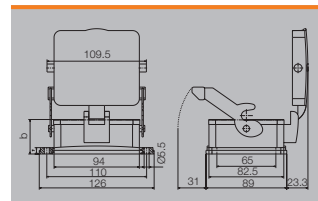


Base

Bulkhead housing



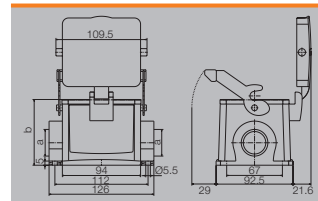
Version	Cover	b (mm)	Type	Order No.
		38	HDC 32B ALU	1219500000
	with cover	55	HDC 32B ADLU	1219800000



Base housing



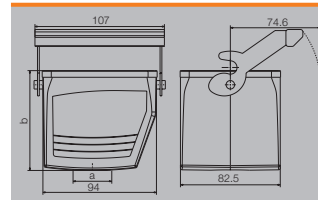
a	Version	Cover	b (mm)	Type	Order No.
M 32	w. threading		79	HDC 32B SLU 2M32G	1788470000
M 32	w. threading	with cover	96	HDC 32B SDLU 2M32G	1788490000



Coupling housing



a	Version	Cover	b (mm)	Type	Order No.
M 32	w. threading		83	HDC 32B KLU 1M32G	1788500000







## Housing selection RockStar® IP65 Size 12



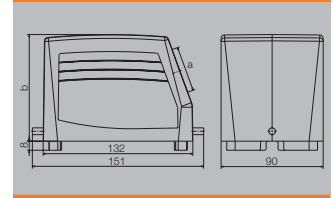
For additional housings, refer to  
chapter D for IP65

### Hood

#### Plug housing, cable entry sideways



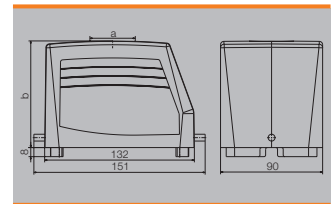
a	Version	Cover	b (mm)	Type	Order No.
M 32	w. threading		94	HDC 48B TSLU 1M32G	1788320000
M 40	w. threading		94	HDC 48B TSLU 1M40G	1788310000
M 50	w. threading		94	HDC 48B TSLU 1M50G	1788330000



#### Plug housing, cable entry at top



a	Version	Cover	b (mm)	Type	Order No.
M 32	w. threading		94	HDC 48B TOLU 1M32G	1788350000
M 50	w. threading		94	HDC 48B TOLU 1M50G	1788330000

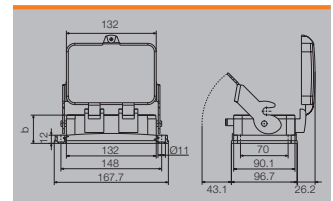


### Base

#### Bulkhead housing



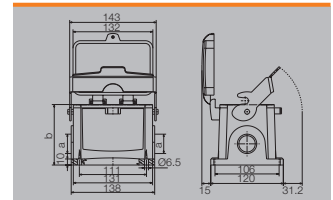
Version	Cover	b (mm)	Type	Order No.
	with cover	62	HDC 48B ADLU	1222900000



#### Base housing




a	Version	Cover	b (mm)	Type	Order No.
M 32	w. threading		100	HDC 48B SLU 2M32G	1788370000
M 32	w. threading	with cover	120	HDC 48B SDLU 2M32G	1788390000
M 40	w. threading		100	HDC 48B SLU 2M40G	1788360000



# HEE series

Powerful and convenient: HE/HEE inserts enable efficient signal transmission of up to 64 contacts at maximum 16 A and 500 V















## Technical data

Standards/approvals	
Standards	DIN EN 61984 DIN EN 60664-1
Approvals	UL/CSA
Inserts	
No. of poles	10, 18, 32, 46, 64 (+ PE)
Rated voltage	500 V
Rated voltage to UL/CSA	600 V
Rated current	16 A
Rated impulse withstand voltage	6 kV
Pollution severity	3 (630 V / 6 kV / 2)
Insulation resistance	$\geq 10^{10} \Omega$
Material	Glass-fibre reinforced PC (in UL list and approved for railway applications)
Temperature range	-40 °C to +125 °C
Flammability to UL 94	V - 0
Mechanical service life	
- Plugging cycles Ag-Surface	$\geq 500$
- Plugging cycles Au-Surface	$\geq 500$
Contact resistance	
Crimp connection	$\leq 2 \text{ m}\Omega$
Contacts/Material	
Contacts	Copper alloy
Surface	Passivated silver, or gold-plated
Crimp connection	
- Flexible conductor connection	0.5 - 4 mm <sup>2</sup> (AWG 20 - 12)
- Stripping length	7.5 mm
PE connection	
- Clamping range	0.5 - 4 mm <sup>2</sup>
- solid/stranded	0.5 - 4 mm <sup>2</sup> / 0.5 - 4 mm <sup>2</sup>
- flexible/flexible with wire end ferrule, DIN 46228 pt. 1	0.5 - 4 mm <sup>2</sup> / 0.5 - 4 mm <sup>2</sup>
- AWG conductor	AWG 20 - 12
- Stripping length	10 mm
- Clamping torque	1.2 - 1.5 Nm
- Blade dimensions	SD 0.8 x 4 mm or PZ1

### Note:

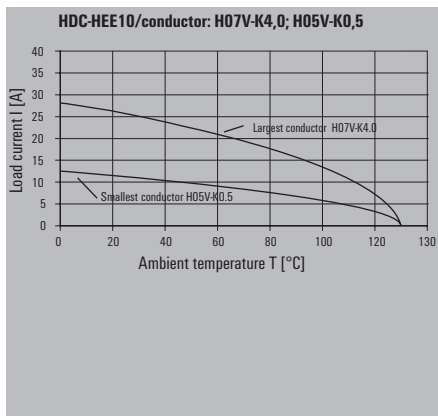
When used properly and as designated, the listed connectors may not be connected or disconnected if there is a live voltage or load!

## Overview

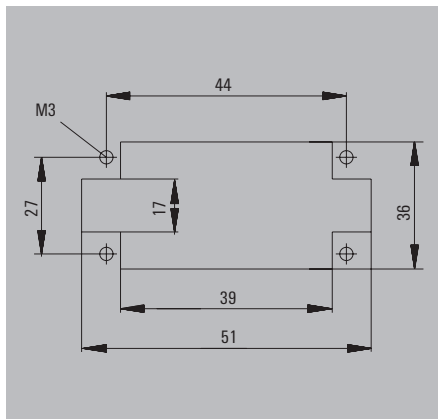
		Size	Rated voltage	Rated current	No. of poles	Tension clamp connection	TOP connection	Screw conn. with wire guard spring	Crimp connection	PUSH IN connection	Page
		3	500 V	16 A	10 + ⊕				•		B.34
		4	500 V	16 A	18 + ⊕				•		B.36
		6	500 V	16 A	32 + ⊕				•		B.38
		6	500 V	16 A	40 + ⊕				•		B.40
		8	500 V	16 A	46 + ⊕				•		B.42
		10	500 V	16 A	64 + ⊕				•		B.44

500 V, 16 A, size 3

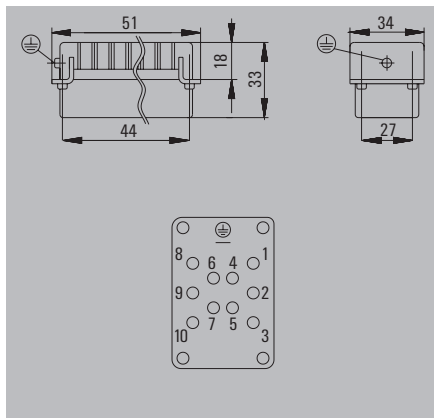

10 + ⊕



Installation cut-out



Male



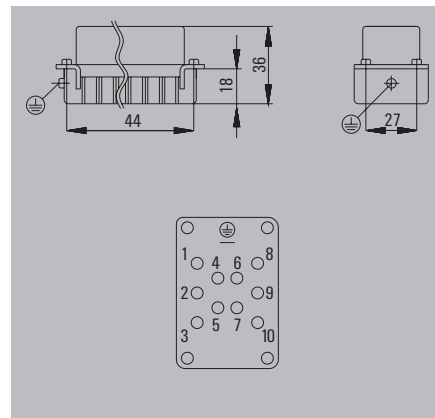
Ordering data

Type of connection	Type	Qty.	Order No.
Crimp connection	HDC HEE 10 MC	1	1826830000

Accessories

Type	Qty.	Order No.
<b>Crimp contacts, male - gold</b>		
HDC-C-HE-SM0.5AU	100	1651420000
HDC-C-HE-SM0.75-1.00AU	100	1651430000
HDC-C-HE-SM1.5AU	100	1651440000
HDC-C-HE-SM2.5AU	100	1651450000
HDC-C-HE-SM4.0AU	100	1651460000
<b>Crimp contacts, male - silver</b>		
HDC-C-HE-SM0.5AG	100	1200500000
HDC-C-HE-SM0.75-1.00AG	100	1200600000
HDC-C-HE-SM1.5AG	100	1200700000
HDC-C-HE-SM2.5AG	100	1200800000
HDC-C-HE-SM4.0AG	100	1200900000
<b>Tools</b>		
CTX CM 1.6/2.5	1	9018490000
REMOVAL TOOL HE	1	1866750000

Female




Ordering data

Type of connection	Type	Qty.	Order No.
Crimp connection	HDC HEE 10 FC	1	1826840000

Accessories

Type	Qty.	Order No.
<b>Crimp contacts, female - gold</b>		
HDC-C-HE-BM0.5AU	100	1651470000
HDC-C-HE-BM0.75-1.00AU	100	1651480000
HDC-C-HE-BM1.5AU	100	1651490000
HDC-C-HE-BM2.5AU	100	1651500000
HDC-C-HE-BM4.0AU	100	1651510000
<b>Crimp contacts, female - silver</b>		
HDC-C-HE-BM0.5AG	100	1201100000
HDC-C-HE-BM0.75-1.00AG	100	1201200000
HDC-C-HE-BM1.5AG	100	1201300000
HDC-C-HE-BM2.5AG	100	1201400000
HDC-C-HE-BM4.0AG	100	1201500000
<b>Tools</b>		
CTX CM 1.6/2.5	1	9018490000
REMOVAL TOOL HE	1	1866750000

Housing selection RockStar® IP65  
Size 3

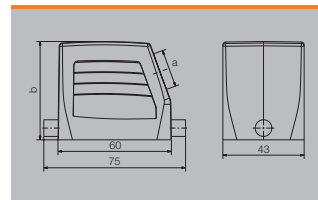
 For additional housings, refer to  
Chapter D for IP65 / Chapter E for IP65 EMC /  
Chapter F for IP68 EMC

Hood

Plug housing, cable entry sideways



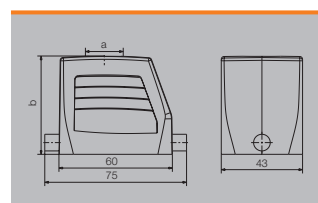
a	Version	Cover	b (mm)	Type	Order No.
M 20	w. threading		52	HDC 06B TSLU 1M20G	1788100000
M 25	w. threading		52	HDC 06B TSLU 1M25G	1788090000
M 25	w. threading		72	HDC 16D TSLU 1M25G	1787480000



Plug housing, cable entry at top



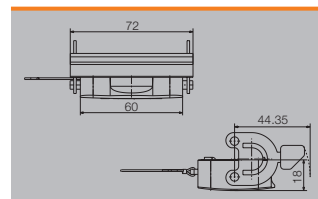
a	Version	Cover	b (mm)	Type	Order No.
M 20	w. threading		52	HDC 06B TOLU 1M20G	1788120000
M 25	w. threading		52	HDC 06B TOLU 1M25G	1788110000
M 25	w. threading		72	HDC 16D TOLU 1M25G	1787500000
M 32	w. threading		72	HDC 16D TOLU 1M32G	1787490000



Cover



Version	Type	Order No.
For hoods	HDC 06B DMDL 1LB	1665210000
For hoods	HDC 06B DMDL 1LB N	2559730000



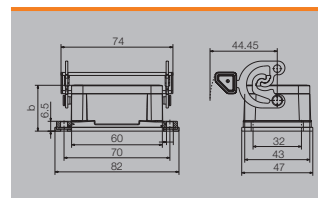
Note: N = Plastic locking lever with stainless steel inlay

Base

Bulkhead housing



Version	Cover	b (mm)	Type	Order No.
	without cover	29.3	HDC 06B ALU	1202100000
		29.3	HDC 06B ALU N	2488560000
	with cover	29.3	HDC 06B ADLU	1202500000
	with cover	29.3	HDC 06B ADLU N	2559320000

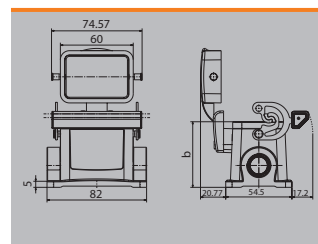


Note: N = Plastic locking lever with stainless steel inlay

Base housing



a	Version	Cover	b (mm)	Type	Order No.
M 20	w. threading			HDC 06B SLU 1M20G N	2637080000
M 20	w. threading	with cover	54	HDC 06B SDLU 1M20G N	2560720000
M 20	w. threading		54	HDC 06B SLU 2M20G	1788140000
M 20	w. threading	with cover	54	HDC 06B SDLU 2M20G	1788170000
M 25	w. threading		54	HDC 06B SLU 2M25G	1788130000
M 25	w. threading	without cover	54	HDC 06B SLU 2M25G N	2560860000
M 25	w. threading	with cover	54	HDC 06B SDLU 2M25G	1788160000
M 25	w. threading	with cover	54	HDC 06B SDLU 2M25G N	2560830000

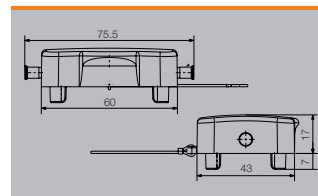


Note: N = Plastic locking lever with stainless steel inlay

Cover

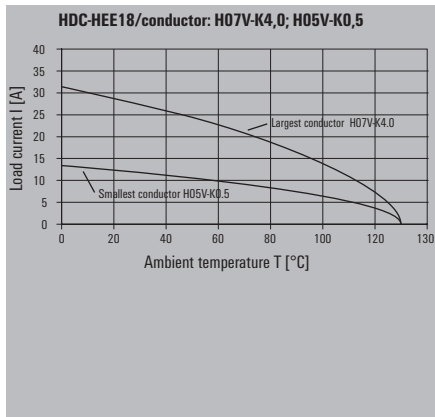


Version	Type	Order No.
For bases	HDC 06B DDDL 2B0	1665200000

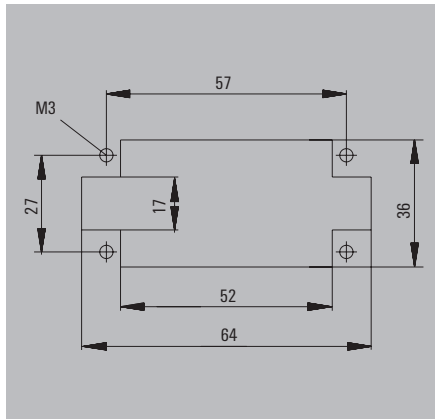


500 V, 16 A, size 4

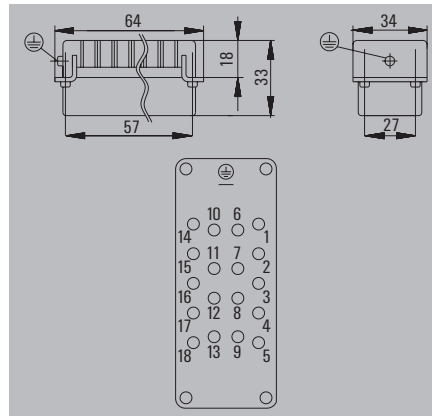

18 + ⊕



Installation cut-out



Male



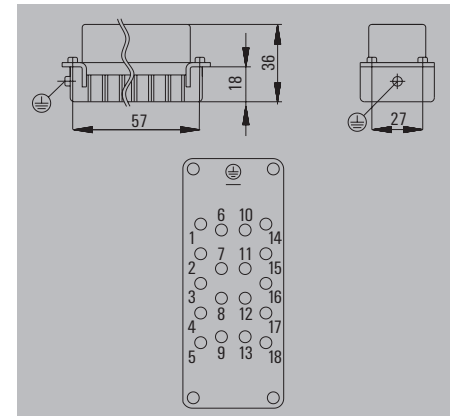

Ordering data

Type of connection	Type	Qty.	Order No.
Crimp connection	HDC HEE 18 MC	1	1826810000

Accessories

Type	Qty.	Order No.
<b>Crimp contacts, male - gold</b>		
HDC-C-HE-SM0.5AU	100	1651420000
HDC-C-HE-SM0.75-1.00AU	100	1651430000
HDC-C-HE-SM1.5AU	100	1651440000
HDC-C-HE-SM2.5AU	100	1651450000
HDC-C-HE-SM4.0AU	100	1651460000
<b>Crimp contacts, male - silver</b>		
HDC-C-HE-SM0.5AG	100	1200500000
HDC-C-HE-SM0.75-1.00AG	100	1200600000
HDC-C-HE-SM1.5AG	100	1200700000
HDC-C-HE-SM2.5AG	100	1200800000
HDC-C-HE-SM4.0AG	100	1200900000
<b>Tools</b>		
CTX CM 1.6/2.5	1	9018490000
REMOVAL TOOL HE	1	1866750000

Female




Ordering data

Type of connection	Type	Qty.	Order No.
Crimp connection	HDC HEE 18 FC	1	1826820000

Accessories

Type	Qty.	Order No.
<b>Crimp contacts, female - gold</b>		
HDC-C-HE-BM0.5AU	100	1651470000
HDC-C-HE-BM0.75-1.00AU	100	1651480000
HDC-C-HE-BM1.5AU	100	1651490000
HDC-C-HE-BM2.5AU	100	1651500000
HDC-C-HE-BM4.0AU	100	1651510000
<b>Crimp contacts, female - silver</b>		
HDC-C-HE-BM0.5AG	100	1201100000
HDC-C-HE-BM0.75-1.00AG	100	1201200000
HDC-C-HE-BM1.5AG	100	1201300000
HDC-C-HE-BM2.5AG	100	1201400000
HDC-C-HE-BM4.0AG	100	1201500000
<b>Tools</b>		
CTX CM 1.6/2.5	1	9018490000
REMOVAL TOOL HE	1	1866750000

Housing selection RockStar® IP65  
Size 4

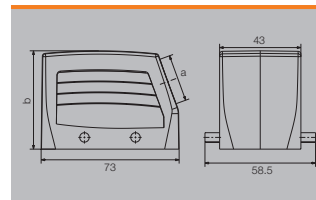
 For additional housings, refer to  
Chapter D for IP65 / Chapter E for IP65 EMC /  
Chapter F for IP68 EMC

Hood

Plug housing, cable entry sideways



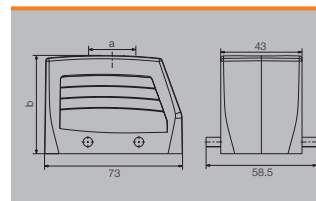
a	Version	Cover	b (mm)	Type	Order No.
M 20	w. threading		52	HDC 10B TSBU 1M20G	1787560000
M 25	w. threading		52	HDC 10B TSBU 1M25G	1787550000
M 25	w. threading		72	HDC 24D TSBU 1M25G	1787240000
M 32	w. threading		72	HDC 24D TSBU 1M32G	1787230000



Plug housing, cable entry at top



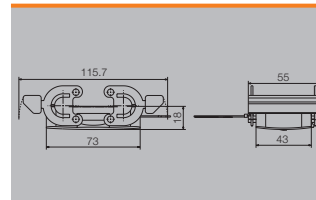
a	Version	Cover	b (mm)	Type	Order No.
M 20	w. threading		52	HDC 10B TOBU 1M20G	1787600000
M 25	w. threading		52	HDC 10B TOBU 1M25G	1787590000
M 25	w. threading		72	HDC 24D TOBU 1M25G	1787300000
M 32	w. threading		72	HDC 24D TOBU 1M32G	1787290000



Cover



Version	Type	Order No.
For hoods	HDC 10B DMDQ 2QB	1665240000
For hoods	HDC 10B DMDQ 2QB N	2559740000



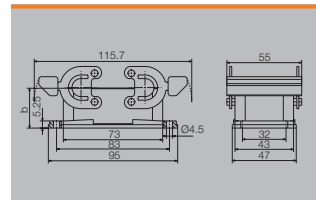
**Note** Note: N = Plastic locking lever with stainless steel inlay

Base

Bulkhead housing



Version	Cover	b (mm)	Type	Order No.
		29.5	HDC 10B ABU	1205000000
		29.5	HDC 10B ABU N	2488580000

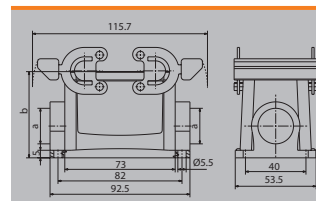


**Note** Note: N = Plastic locking lever with stainless steel inlay

Base housing



a	Version	Cover	b (mm)	Type	Order No.
M 20	w. threading		57	HDC 10B SBU 1M20G N	2560880000
M 20	w. threading		57	HDC 10B SBU 2M20G	1787640000
M 20	w. threading		57	HDC 10B SBU 2M20G N	2560890000
M 25	w. threading		57	HDC 10B SBU 1M25G N	2560900000
M 25	w. threading		57	HDC 10B SBU 2M25G	1787630000
M 25	w. threading		57	HDC 10B SBU 2M25G N	2560910000

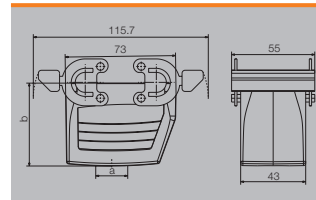


**Note** Note: N = Plastic locking lever with stainless steel inlay

Coupling housing



a	Version	Cover	b (mm)	Type	Order No.
M 20	w. threading		54.65	HDC 10B KBU 1M20G	1787720000
M 20	w. threading		54.65	HDC 10B KBU 1M20G N	2559860000

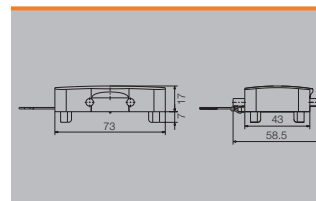


**Note** Note: N = Plastic locking lever with stainless steel inlay

Cover

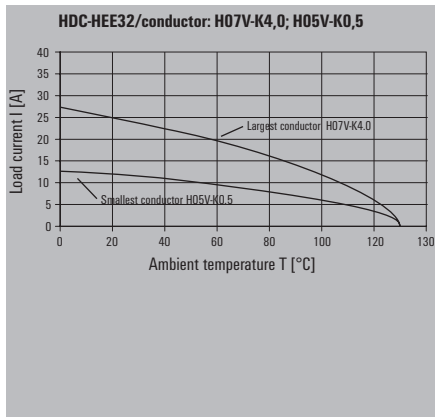


Version	Type	Order No.
For bases	HDC 10B DDDQ 4B0	1665230000

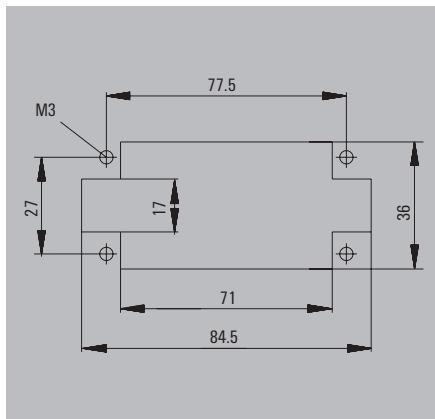


500 V, 16 A, size 6

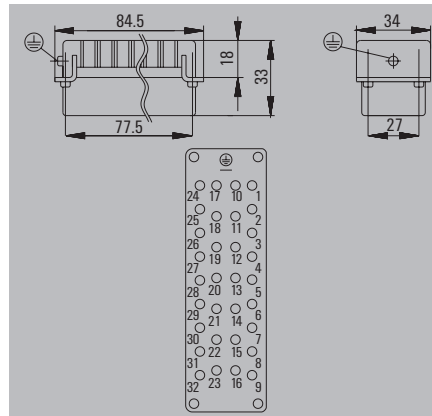

32 + ⊕



Installation cut-out



Male



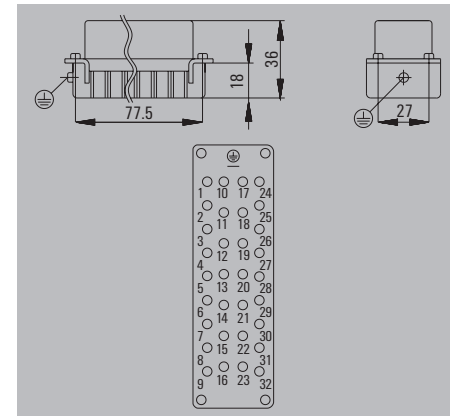

Ordering data

Type of connection	Type	Qty.	Order No.
Crimp connection	HDC HEE 32 MC	1	1826790000

Accessories

Type	Qty.	Order No.
<b>Crimp contacts, male - gold</b>		
HDC-C-HE-SM0.5AU	100	1651420000
HDC-C-HE-SM0.75-1.00AU	100	1651430000
HDC-C-HE-SM1.5AU	100	1651440000
HDC-C-HE-SM2.5AU	100	1651450000
HDC-C-HE-SM4.0AU	100	1651460000
<b>Crimp contacts, male - silver</b>		
HDC-C-HE-SM0.5AG	100	1200500000
HDC-C-HE-SM0.75-1.00AG	100	1200600000
HDC-C-HE-SM1.5AG	100	1200700000
HDC-C-HE-SM2.5AG	100	1200800000
HDC-C-HE-SM4.0AG	100	1200900000
<b>Tools</b>		
CTX CM 1.6/2.5	1	9018490000
REMOVAL TOOL HE	1	1866750000

Female



Ordering data


Type of connection	Type	Qty.	Order No.
Crimp connection	HDC HEE 32 FC	1	1826800000

Accessories

Type	Qty.	Order No.
<b>Crimp contacts, female - gold</b>		
HDC-C-HE-BM0.5AU	100	1651470000
HDC-C-HE-BM0.75-1.00AU	100	1651480000
HDC-C-HE-BM1.5AU	100	1651490000
HDC-C-HE-BM2.5AU	100	1651500000
HDC-C-HE-BM4.0AU	100	1651510000
<b>Crimp contacts, female - silver</b>		
HDC-C-HE-BM0.5AG	100	1201100000
HDC-C-HE-BM0.75-1.00AG	100	1201200000
HDC-C-HE-BM1.5AG	100	1201300000
HDC-C-HE-BM2.5AG	100	1201400000
HDC-C-HE-BM4.0AG	100	1201500000
<b>Tools</b>		
CTX CM 1.6/2.5	1	9018490000
REMOVAL TOOL HE	1	1866750000



Housing selection RockStar® IP65  
Size 6

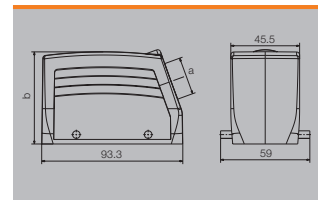
 For additional housings, refer to  
Chapter D for IP65 / Chapter E for IP65 EMC /  
Chapter F for IP68 EMC

Hood

Plug housing, cable entry sideways



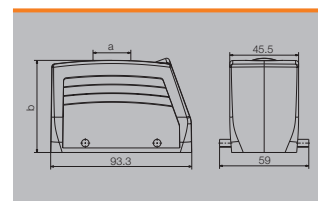
a	Version	Cover	b (mm)	Type	Order No.
M 25	w. threading		61	HDC 16B TSBU 1M25G	1788180000
M 25	w. threading		76	HDC 40D TSBU 1M25G	1787010000
M 32	w. threading		76	HDC 40D TSBU 1M32G	1787000000



Plug housing, cable entry at top



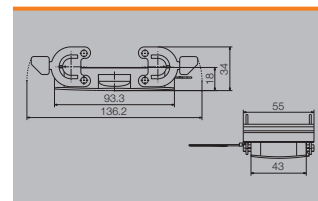
a	Version	Cover	b (mm)	Type	Order No.
M 25	w. threading		61	HDC 16B TOBU 1M25G	1788210000
M 25	w. threading		76	HDC 40D TOBU 1M25G	1787070000
M 32	w. threading		76	HDC 40D TOBU 1M32G	1787060000



Cover



Version	Type	Order No.
For hoods	HDC 16B DMDQ 2QB	1665270000



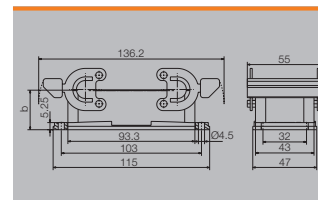
Base

Bulkhead housing



Version	Cover	b (mm)	Type	Order No.
		29	HDC 16B ABU	1208600000
		29	HDC 16B ABU N	2488590000

Note: N = Plastic locking lever with stainless steel inlay

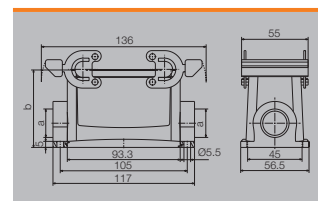


Base housing



a	Version	Cover	b (mm)	Type	Order No.
M 25	w. threading		64	HDC 16B SBU 1M25G N	2560740000
M 25	w. threading		64	HDC 16B SBU 2M25G	1788240000
M 25	w. threading		64	HDC 16B SBU 2M25G N	2560930000
M 25	w. threading		84	HDC 40D SBU 2M25G	1787120000
PG 21	w. threading		84	HDC 40D SBU 1M32G N	2561030000
M 32	w. threading		84	HDC 40D SBU 2M32G	1787110000

Note: N = Plastic locking lever with stainless steel inlay

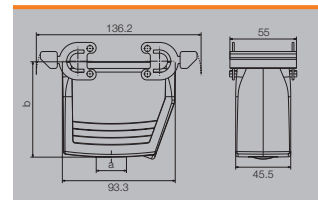


Coupling housing



a	Version	Cover	b (mm)	Type	Order No.
M 25	w. threading		78.6	HDC 40D KBU 1M25G	1787200000
PG 29	w. threading		79	HDC 40D KBU 1M25G N	2559890000
M 32	w. threading		78.6	HDC 40D KBU 1M32G	1787190000
PG 29	w. threading		79	HDC 40D KBU 1M32G N	2559900000
PG 29	w. threading		79	HDC 40D KBU 2M32G N	2545510000

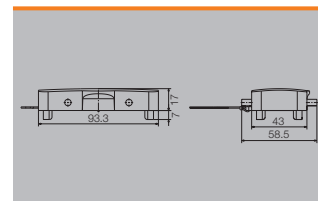
Note: N = Plastic locking lever with stainless steel inlay



Cover



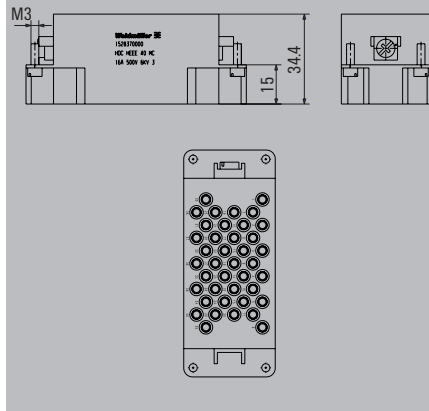

Version	Type	Order No.
For bases	HDC 16B DDDQ 4B0	1665260000



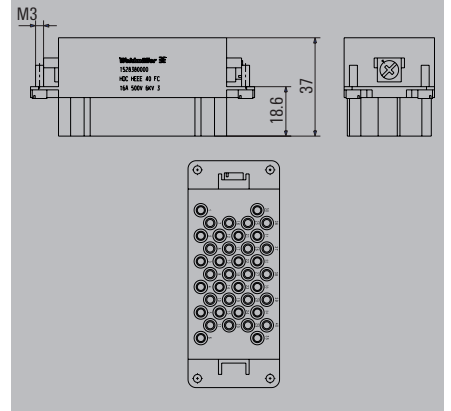
500 V, 16 A, size 6

40 + ⊕

Male



Female



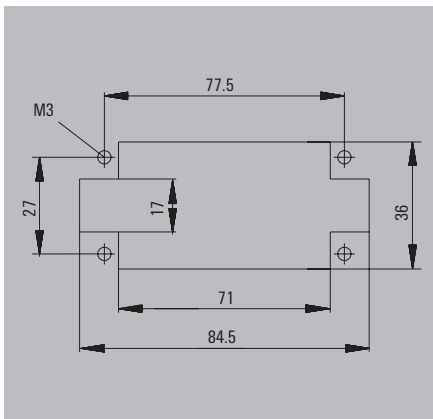
Ordering data

Type of connection	Type	Qty.	Order No.
Crimp connection	HDC HEEE 40 MC	5	1528370000

Ordering data

Type of connection	Type	Qty.	Order No.
Crimp connection	HDC HEEE 40 FC	5	1528380000

Installation cut-out



Accessories

Type	Qty.	Order No.
<b>Crimp contacts, male - gold</b>		
HDC-C-HE-SM0.5AU	100	1651420000
HDC-C-HE-SM0.75-1.00AU	100	1651430000
HDC-C-HE-SM1.5AU	100	1651440000
HDC-C-HE-SM2.5AU	100	1651450000
HDC-C-HE-SM4.0AU	100	1651460000
<b>Crimp contacts, male - silver</b>		
HDC-C-HE-SM0.5AG	100	1200500000
HDC-C-HE-SM0.75-1.00AG	100	1200600000
HDC-C-HE-SM1.5AG	100	1200700000
HDC-C-HE-SM2.5AG	100	1200800000
HDC-C-HE-SM4.0AG	100	1200900000
<b>Tools</b>		
CTX CM 1.6/2.5	1	9018490000
REMOVAL TOOL HE	1	1866750000

Accessories

Type	Qty.	Order No.
<b>Crimp contacts, female - gold</b>		
HDC-C-HE-BM0.5AU	100	1651470000
HDC-C-HE-BM0.75-1.00AU	100	1651480000
HDC-C-HE-BM1.5AU	100	1651490000
HDC-C-HE-BM2.5AU	100	1651500000
HDC-C-HE-BM4.0AU	100	1651510000
<b>Crimp contacts, female - silver</b>		
HDC-C-HE-BM0.5AG	100	1201100000
HDC-C-HE-BM0.75-1.00AG	100	1201200000
HDC-C-HE-BM1.5AG	100	1201300000
HDC-C-HE-BM2.5AG	100	1201400000
HDC-C-HE-BM4.0AG	100	1201500000
<b>Tools</b>		
CTX CM 1.6/2.5	1	9018490000
REMOVAL TOOL HE	1	1866750000

Housing selection RockStar® IP65  
Size 6

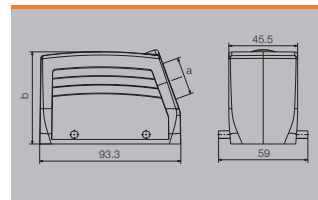
For additional housings, refer to  
Chapter D for IP65 / Chapter E for IP65 EMC /  
Chapter F for IP68 EMC

Hood

Plug housing, cable entry sideways



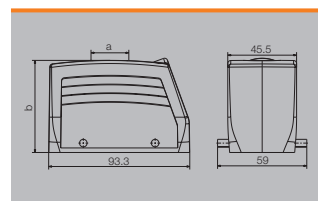
a	Version	Cover	b (mm)	Type	Order No.
M 25	w. threading		61	HDC 16B TSBU 1M25G	1788180000
M 25	w. threading		76	HDC 40D TSBU 1M25G	1787010000
M 32	w. threading		76	HDC 40D TSBU 1M32G	1787000000



Plug housing, cable entry at top



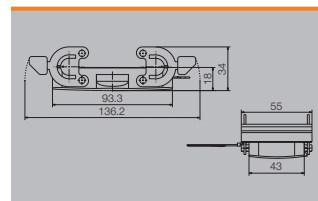
a	Version	Cover	b (mm)	Type	Order No.
M 25	w. threading		61	HDC 16B TOBU 1M25G	1788210000
M 25	w. threading		76	HDC 40D TOBU 1M25G	1787070000
M 32	w. threading		76	HDC 40D TOBU 1M32G	1787060000



Cover



Version	Type	Order No.
For hoods	HDC 16B DMDQ 2QB	1665270000



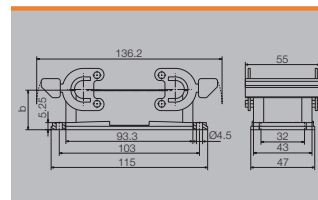
Base

Bulkhead housing



Version	Cover	b (mm)	Type	Order No.
		29	HDC 16B ABU	1208600000
		29	HDC 16B ABU N	2488590000

Note: N = Plastic locking lever with stainless steel inlay

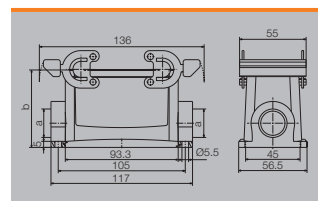


Base housing



a	Version	Cover	b (mm)	Type	Order No.
M 25	w. threading		64	HDC 16B SBU 1M25G N	2560740000
M 25	w. threading		64	HDC 16B SBU 2M25G	1788240000
M 25	w. threading		64	HDC 16B SBU 2M25G N	2560930000
M 25	w. threading		84	HDC 40D SBU 2M25G	1787120000
PG 21	w. threading		84	HDC 40D SBU 1M32G N	2561030000
M 32	w. threading		84	HDC 40D SBU 2M32G	1787110000

Note: N = Plastic locking lever with stainless steel inlay

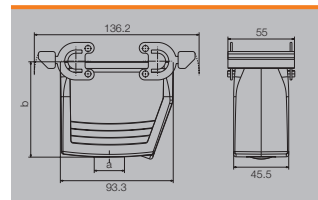


Coupling housing



a	Version	Cover	b (mm)	Type	Order No.
M 25	w. threading		78.6	HDC 40D KBU 1M25G	1787200000
PG 29	w. threading		79	HDC 40D KBU 1M25G N	2559890000
M 32	w. threading		78.6	HDC 40D KBU 1M32G	1787190000
PG 29	w. threading		79	HDC 40D KBU 1M32G N	2559900000
PG 29	w. threading		79	HDC 40D KBU 2M32G N	2545510000

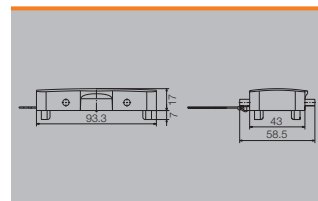
Note: N = Plastic locking lever with stainless steel inlay



Cover

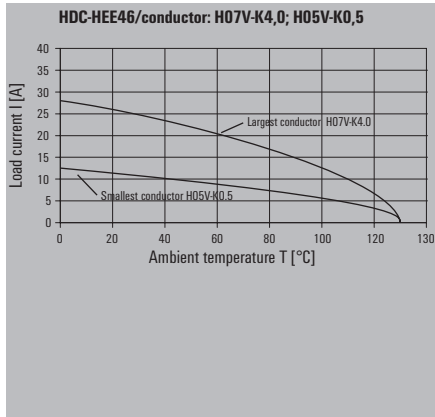


Version	Type	Order No.
For bases	HDC 16B DDDQ 4B0	1665260000

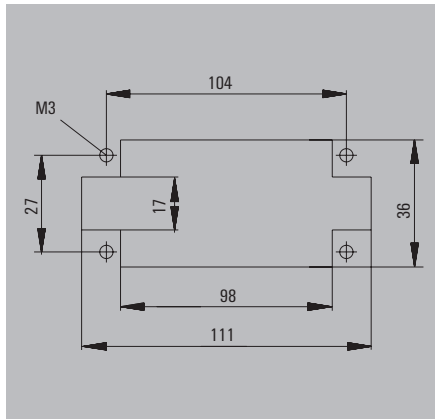


500 V, 16 A, size 8

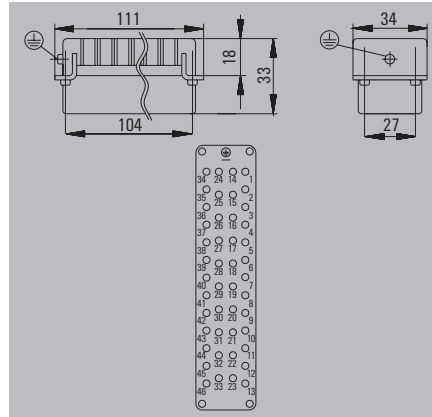
46 + ⊕



Installation cut-out



Male



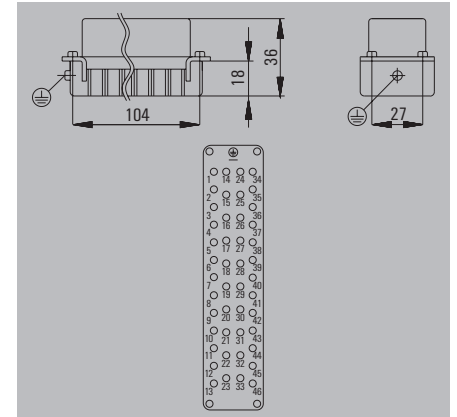
Ordering data

Type of connection	Type	Qty.	Order No.
Crimp connection	HDC HEE 46 MC	1	1826770000

Accessories

Type	Qty.	Order No.
<b>Crimp contacts, male - gold</b>		
HDC-C-HE-SM0.5AU	100	1651420000
HDC-C-HE-SM0.75-1.00AU	100	1651430000
HDC-C-HE-SM1.5AU	100	1651440000
HDC-C-HE-SM2.5AU	100	1651450000
HDC-C-HE-SM4.0AU	100	1651460000
<b>Crimp contacts, male - silver</b>		
HDC-C-HE-SM0.5AG	100	1200500000
HDC-C-HE-SM0.75-1.00AG	100	1200600000
HDC-C-HE-SM1.5AG	100	1200700000
HDC-C-HE-SM2.5AG	100	1200800000
HDC-C-HE-SM4.0AG	100	1200900000
<b>Tools</b>		
CTX CM 1.6/2.5	1	9018490000
REMOVAL TOOL HE	1	1866750000

Female




Ordering data

Type of connection	Type	Qty.	Order No.
Crimp connection	HDC HEE 46 FC	1	1826780000

Accessories

Type	Qty.	Order No.
<b>Crimp contacts, female - gold</b>		
HDC-C-HE-BM0.5AU	100	1651470000
HDC-C-HE-BM0.75-1.00AU	100	1651480000
HDC-C-HE-BM1.5AU	100	1651490000
HDC-C-HE-BM2.5AU	100	1651500000
HDC-C-HE-BM4.0AU	100	1651510000
<b>Crimp contacts, female - silver</b>		
HDC-C-HE-BM0.5AG	100	1201100000
HDC-C-HE-BM0.75-1.00AG	100	1201200000
HDC-C-HE-BM1.5AG	100	1201300000
HDC-C-HE-BM2.5AG	100	1201400000
HDC-C-HE-BM4.0AG	100	1201500000
<b>Tools</b>		
CTX CM 1.6/2.5	1	9018490000
REMOVAL TOOL HE	1	1866750000

Housing selection RockStar® IP65  
Size 8

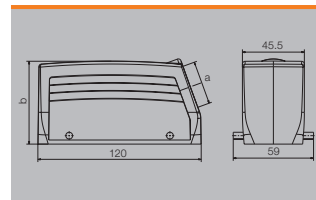
 For additional housings, refer to  
Chapter D for IP65 / Chapter E for IP65 EMC /  
Chapter F for IP68 EMC

Hood

Plug housing, cable entry sideways



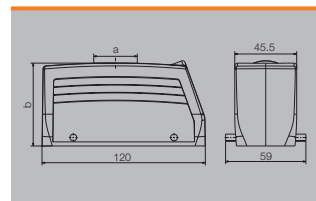
a	Version	Cover	b (mm)	Type	Order No.
M 25	w. threading		62.58	HDC 24B TSBU 1M25G	1787760000
M 25	w. threading		76	HDC 64D TSBU 1M25G	1786780000
M 32	w. threading		62.58	HDC 24B TSBU 1M32G	1787750000
M 32	w. threading		76	HDC 64D TSBU 1M32G	1786770000



Plug housing, cable entry at top



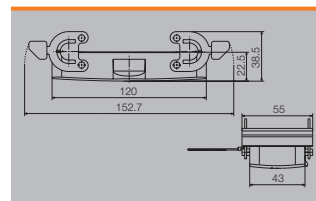
a	Version	Cover	b (mm)	Type	Order No.
M 25	w. threading		62.58	HDC 24B TOBU 1M25G	1787820000
M 32	w. threading		62.58	HDC 24B TOBU 1M32G	1787810000
M 32	w. threading		76	HDC 64D TOBU 1M32G	1786830000



Cover



Version	Type	Order No.
For hoods	HDC 24B DMDQ 2QB	1665640000
For hoods	HDC 24B DMDQ 2QB N	2559760000



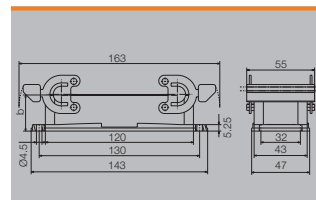
Note: N = Plastic locking lever with stainless steel inlay

Base

Bulkhead housing



Version	Cover	b (mm)	Type	Order No.
		29.5	HDC 24B ABU	1212400000
		29.5	HDC 24B ABU N	2488600000

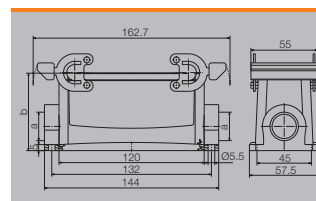


Note: N = Plastic locking lever with stainless steel inlay

Base housing



a	Version	Cover	b (mm)	Type	Order No.
M 25	w. threading		64	HDC 24B SBU 2M25G	1787870000
M 25	w. threading		64	HDC 24B SBU 2M25G N	2560970000
M 25	w. threading		84	HDC 64D SBU 2M25G	1786890000
M 32	w. threading		84	HDC 64D SBU 2M25G N	2561060000
M 32	w. threading		84	HDC 64D SBU 1M32G N	2561050000
M 32	w. threading		84	HDC 64D SBU 2M32G	1786880000

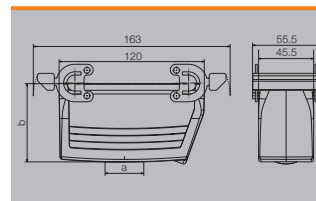


Note: N = Plastic locking lever with stainless steel inlay

Coupling housing



a	Version	Cover	b (mm)	Type	Order No.
M 25	w. threading		65	HDC 24B KBU 1M25G	1787920000
M 25	w. threading		65	HDC 24B KBU 1M25G N	2559870000
M 32	w. threading		65	HDC 24B KBU 2M32G N	2559880000
M 32	w. threading		79	HDC 64D KBU 1M32G	1786960000
M 32	w. threading		79	HDC 64D KBU 1M32G N	2559910000

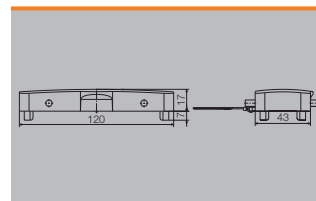


Note: N = Plastic locking lever with stainless steel inlay

Cover

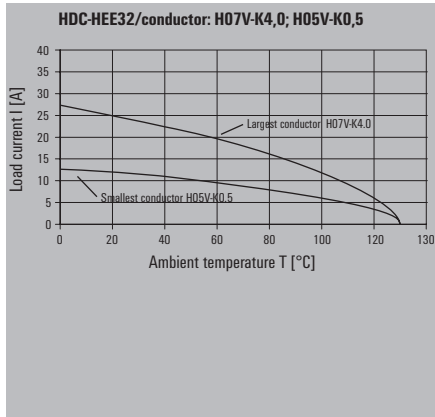


Version	Type	Order No.
For bases	HDC 24B DDDQ 4B0	1665630000

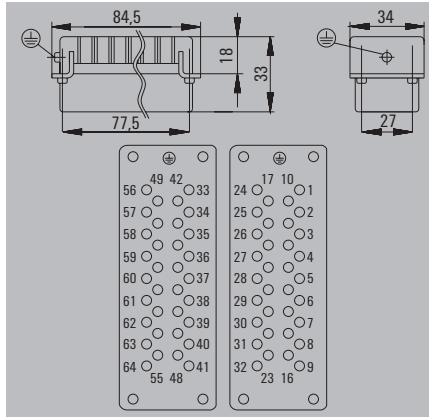


500 V, 16 A, size 10

64 + ⊕



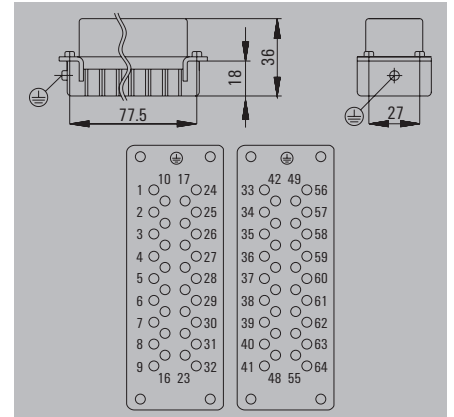
Male



Ordering data

Type of connection	Type	Qty.	Order No.
Crimp connection	HDC HEE 32 MC	1	1826790000
Crimp connection	HDC HEE 32 MC 33-64	1	1018950000

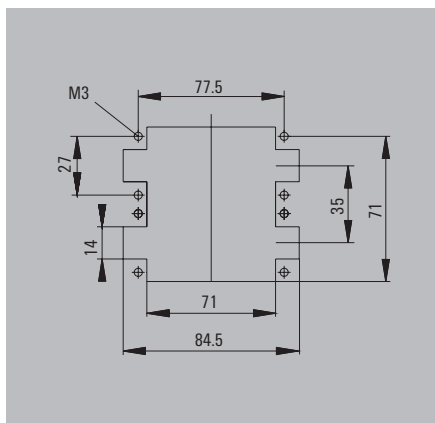
Female



Ordering data

Type of connection	Type	Qty.	Order No.
Crimp connection	HDC HEE 32 FC	1	1826800000
Crimp connection	HDC HEE 32 FC 33-64	1	1018960000

Installation cut-out



Accessories

Type	Qty.	Order No.
<b>Crimp contacts, male - gold</b>		
HDC-C-HE-SM0.5AU	100	1651420000
HDC-C-HE-SM0.75-1.00AU	100	1651430000
HDC-C-HE-SM1.5AU	100	1651440000
HDC-C-HE-SM2.5AU	100	1651450000
HDC-C-HE-SM4.0AU	100	1651460000
<b>Crimp contacts, male - silver</b>		
HDC-C-HE-SM0.5AG	100	1200500000
HDC-C-HE-SM0.75-1.00AG	100	1200600000
HDC-C-HE-SM1.5AG	100	1200700000
HDC-C-HE-SM2.5AG	100	1200800000
HDC-C-HE-SM4.0AG	100	1200900000
<b>Tools</b>		
CTX CM 1.6/2.5	1	9018490000
REMOVAL TOOL HE	1	1866750000

Accessories

Type	Qty.	Order No.
<b>Crimp contacts, female - gold</b>		
HDC-C-HE-BM0.5AU	100	1651470000
HDC-C-HE-BM0.75-1.00AU	100	1651480000
HDC-C-HE-BM1.5AU	100	1651490000
HDC-C-HE-BM2.5AU	100	1651500000
HDC-C-HE-BM4.0AU	100	1651510000
<b>Crimp contacts, female - silver</b>		
HDC-C-HE-BM0.5AG	100	1201100000
HDC-C-HE-BM0.75-1.00AG	100	1201200000
HDC-C-HE-BM1.5AG	100	1201300000
HDC-C-HE-BM2.5AG	100	1201400000
HDC-C-HE-BM4.0AG	100	1201500000
<b>Tools</b>		
CTX CM 1.6/2.5	1	9018490000
REMOVAL TOOL HE	1	1866750000

Housing selection RockStar® IP65  
Size 10



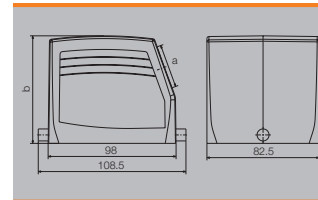
For additional housings, refer to chapter D for IP65

Hood

Plug housing, cable entry sideways



a	Version	Cover	b (mm)	Type	Order No.
M 32	w. threading		79	HDC 32B TSLU 1M32G	1788420000

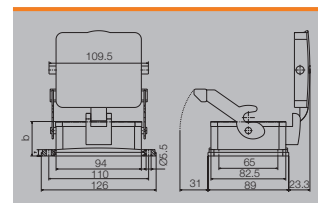


Base

Bulkhead housing



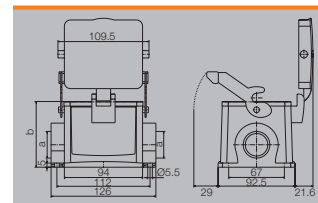
Version	Cover	b (mm)	Type	Order No.
		38	HDC 32B ALU	1219500000
	with cover	55	HDC 32B ADLU	1219800000



Base housing



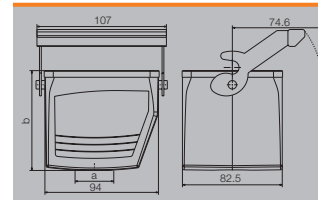
a	Version	Cover	b (mm)	Type	Order No.
M 32	w. threading		79	HDC 32B SLU 2M32G	1788470000
M 32	w. threading	with cover	96	HDC 32B SDLU 2M32G	1788490000



Coupling housing




a	Version	Cover	b (mm)	Type	Order No.
M 32	w. threading		83	HDC 32B KLU 1M32G	1788500000



# HD series

The HD series has a high contact density and is therefore particularly suitable for signal processing. The HD insert can be fitted with turned crimp contacts or fibre optic contacts – impressive flexibility.



## Technical data

Standards/approvals	
Standards	DIN EN 61984 DIN EN 60664-1 DIN EN 175301-801
Approvals	UL/CSA
Inserts	
No. of poles	7, 15, 16, 25, 40, 50, 64, 80, 128 (+ PE), 8
Rated voltage	250 V
Rated voltage to UL/CSA	600 V
Rated current	10 A
Rated impulse withstand voltage	4 kV
Pollution severity	3
Insulation resistance	$\geq 10^{10} \Omega$
Material	Glass-fibre reinforced PC (in UL list and approved for railway applications)
Temperature range	-40 °C to +125 °C
Flammability to UL 94	V-0
Mechanical service life	
- Plugging cycles Ag - Surface	$\geq 500$
- Plugging cycles Au - Surface	$\geq 500$
Contact resistance	
Crimp connection	$\leq 4 \text{ m}\Omega$
Contacts/Material	
Sockets and plug-in contact	Copper alloy
Surface	Passivated silver, or gold-plated
Crimp connection	
- Flexible conductor connection	0.14 - 2.5 mm <sup>2</sup> (AWG 26 - 14)
- Stripping length	8.0 mm
PE connection	
- Clamping range	0.5 - 2.5 mm <sup>2</sup>
- solid/stranded	0.5 - 2.5 mm <sup>2</sup> / 0.5 - 2.5 mm <sup>2</sup>
- flexible/flexible with wire end ferrule, DIN 46228 pt. 1	0.5 - 2.5 mm <sup>2</sup> / 0.5 - 2.5 mm <sup>2</sup>
- AWG conductor	AWG 20 - 14
- Stripping length	10 mm
- Clamping torque	1.2 - 1.5 Nm
- Blade dimensions	SD 0.8 x 4 mm or PZ1



















### Note:

For inserts with 15 or more poles, the earthing (ground) is made with a screw connection. When used properly and as designated, the listed connectors may not be connected or disconnected if there is a live voltage or load!  
The HD 8 does not feature an earthing connection.

When using connectors with high contact density, we recommend the use of guide pins and sockets; see Chapter I.

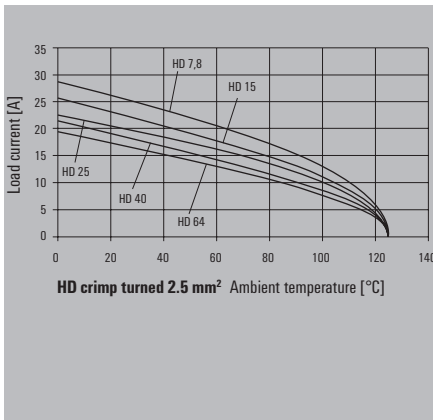
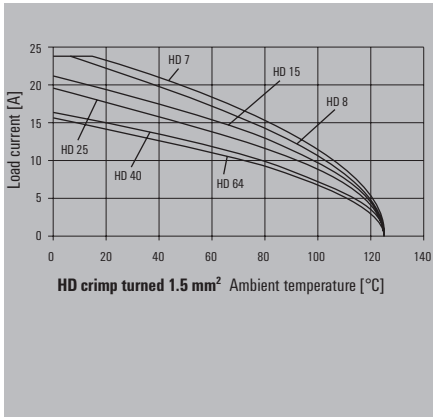


Overview

		Size	Rated voltage	Rated current	No. of poles	Tension clamp connection	TOP connection	Screw conn. with wire guard spring	Crimp connection	PUSH IN connection	Page
		1	250 V	10 A	7 + ⊕				•		B.48
		1	42 V	10 A	8				•		B.50
		2	250 V	10 A	15 + ⊕				•		B.52
		5	250 V	10 A	25 + ⊕				•		B.54
		6	250 V	10 A	40 + ⊕				•		B.56
		7	250 V	10 A	50 + ⊕				•		B.58
		8	250 V	10 A	64 + ⊕				•		B.60
		10	250 V	10 A	80 + ⊕				•		B.62
		12	250 V	10 A	128 + ⊕				•		B.64

250 V, 10 A, size 1

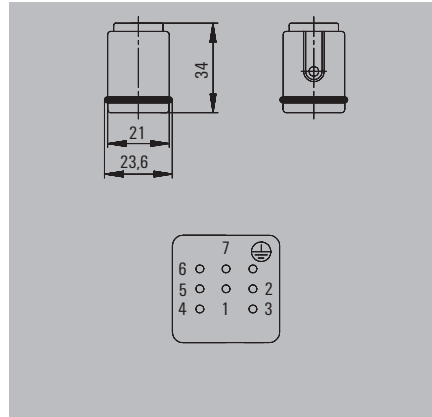
7 + ⊕



Installation cut-out



Male



Ordering data

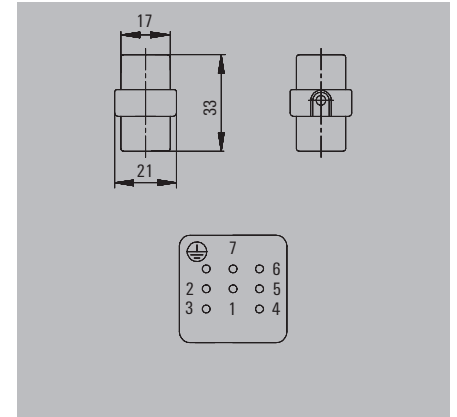
Type of connection	Type	Qty.	Order No.
Crimp connection	HDC HD 7 MC	1	1650570000

Can only be used in plastic housings.

Accessories

Type	Qty.	Order No.
<b>Crimp contacts, male - gold</b>		
HDC-C-HD-SM0.14-0.37AU	100	1651620000
HDC-C-HD-SM0.5AU	100	1651630000
HDC-C-HD-SM0.75-1.00AU	100	1651640000
HDC-C-HD-SM1.5AU	100	1651650000
HDC-C-HD-SM2.5AU	100	1651660000
<b>Crimp contacts, male - silver</b>		
HDC-C-HD-SM0.14-0.37AG	100	1651520000
HDC-C-HD-SM0.5AG	100	1651530000
HDC-C-HD-SM0.75-1.00AG	100	1601750000
HDC-C-HD-SM1.5AG	100	1651550000
HDC-C-HD-SM2.5AG	100	1651560000
<b>Tools</b>		
CTX CM 1.6/2.5	1	9018490000
REMOVAL TOOL HD	1	1866730000

Female



Ordering data

Type of connection	Type	Qty.	Order No.
Crimp connection	HDC HD 7 FC	1	1650580000

Can only be used in plastic housings.

Accessories

Type	Qty.	Order No.
<b>Crimp contacts, female - gold</b>		
HDC-C-HD-BM0.14-0.37AU	100	1651670000
HDC-C-HD-BM0.5AU	100	1651680000
HDC-C-HD-BM0.75-1.00AU	100	1651690000
HDC-C-HD-BM1.5AU	100	1651700000
HDC-C-HD-BM2.5AU	100	1651710000
<b>Crimp contacts, female - silver</b>		
HDC-C-HD-BM0.14-0.37AG	100	1651570000
HDC-C-HD-BM0.5AG	100	1651580000
HDC-C-HD-BM0.75-1.00AG	100	1601760000
HDC-C-HD-BM1.5AG	100	1651600000
HDC-C-HD-BM2.5AG	100	1651610000
<b>Tools</b>		
CTX CM 1.6/2.5	1	9018490000
REMOVAL TOOL HD	1	1866730000

Housing selection RockStar® IP65  
Size 1



For additional housings, refer to  
Chapter D for IP65 / Chapter F for IP68 EMC

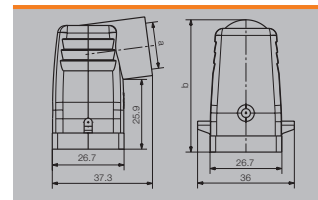
Hood

Plug housing, cable entry sideways



Material: Plastic

a	Version	Cover	b (mm)	Type	Order No.
M 20	w. threading		49.2	HDC 07A TWLU 1M20G	1788510000

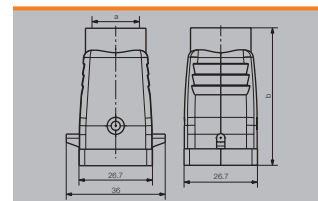


Plug housing, cable entry at top



Material: Plastic

a	Version	Cover	b (mm)	Type	Order No.
M 20	w. threading		50	HDC 07A TOLU 1M20G	1788520000



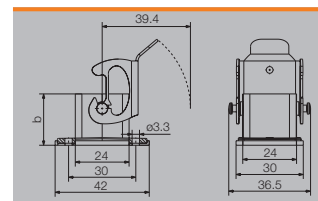
Base

Bulkhead housing



Material: Plastic

Version	Cover	b (mm)	Type	Order No.
		23	HDC 07A ALU	1652410000

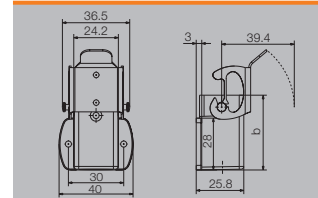


Base housing



Material: Plastic

a	Version	Cover	b (mm)	Type	Order No.
M 20	w. threading		41.5	HDC 07A SLU 1M20G	1788530000

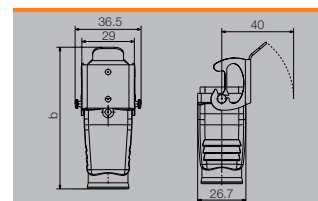


Coupling housing



Material: Plastic

a	Version	Cover	b (mm)	Type	Order No.
M 20	w. threading		53.5	HDC 07A KOLU 1M20G	1788540000

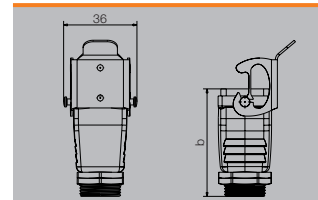


Screw mounting housing



Material: Plastic

a	Version	Cover	b (mm)	Type	Order No.
PG 13.5	w. threading		54	HDC 07A ELU 1PG13G	1900990000

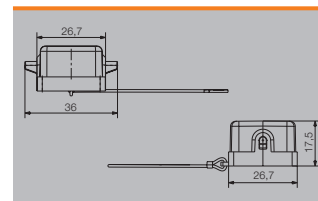


Cover



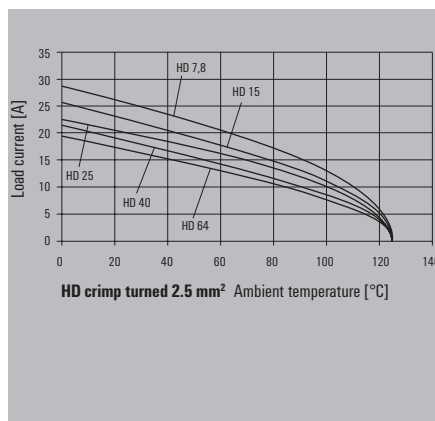
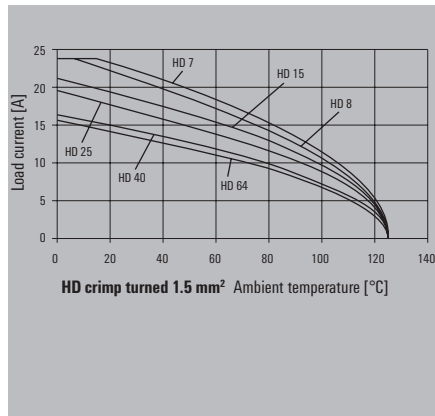
Material: Plastic

Version	Type	Order No.
with female	HDC 07A DMDL 2B0	1665770000
with male	HDC 07A DDDL 2B0	1665760000



50 V, 10 A, size 1

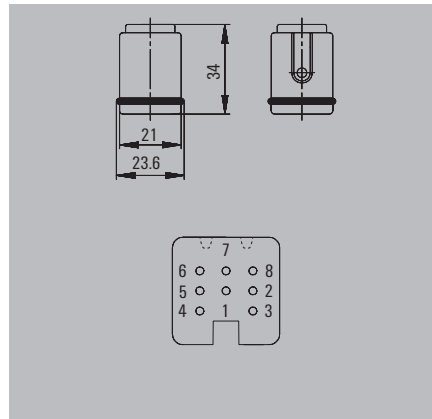
8



Installation cut-out



Male



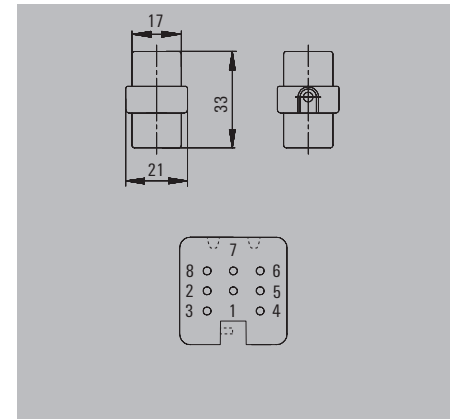
Ordering data

Type of connection	Type	Qty.	Order No.
Crimp connection	HDC HD 8 MC	1	1650590000

Accessories

Type	Qty.	Order No.
<b>Crimp contacts, male - gold</b>		
HDC-C-HD-SM0.14-0.37AU	100	1651620000
HDC-C-HD-SM0.5AU	100	1651630000
HDC-C-HD-SM0.75-1.00AU	100	1651640000
HDC-C-HD-SM1.5AU	100	1651650000
HDC-C-HD-SM2.5AU	100	1651660000
<b>Crimp contacts, male - silver</b>		
HDC-C-HD-SM0.14-0.37AG	100	1651520000
HDC-C-HD-SM0.5AG	100	1651530000
HDC-C-HD-SM0.75-1.00AG	100	1601750000
HDC-C-HD-SM1.5AG	100	1651550000
HDC-C-HD-SM2.5AG	100	1651560000
<b>Tools</b>		
CTX CM 1.6/2.5	1	9018490000
REMOVAL TOOL HD	1	1866730000

Female



Ordering data

Type of connection	Type	Qty.	Order No.
Crimp connection	HDC HD 8 FC	1	1650600000

Accessories

Type	Qty.	Order No.
<b>Crimp contacts, female - gold</b>		
HDC-C-HD-BM0.14-0.37AU	100	1651670000
HDC-C-HD-BM0.5AU	100	1651680000
HDC-C-HD-BM0.75-1.00AU	100	1651690000
HDC-C-HD-BM1.5AU	100	1651700000
HDC-C-HD-BM2.5AU	100	1651710000
<b>Crimp contacts, female - silver</b>		
HDC-C-HD-BM0.14-0.37AG	100	1651570000
HDC-C-HD-BM0.5AG	100	1651580000
HDC-C-HD-BM0.75-1.00AG	100	1601760000
HDC-C-HD-BM1.5AG	100	1651600000
HDC-C-HD-BM2.5AG	100	1651610000
<b>Tools</b>		
CTX CM 1.6/2.5	1	9018490000
REMOVAL TOOL HD	1	1866730000

Housing selection RockStar® IP65  
Size 1



For additional housings, refer to  
Chapter D for IP65 / Chapter F for IP68 EMC

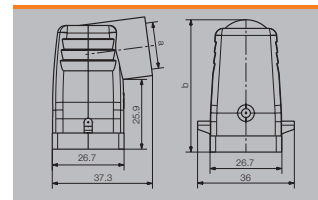
Hood

Plug housing, cable entry sideways



Material: Plastic

a	Version	Cover	b (mm)	Type	Order No.
M 20	w. threading		49.2	HDC 07A TWLU 1M20G	1788510000

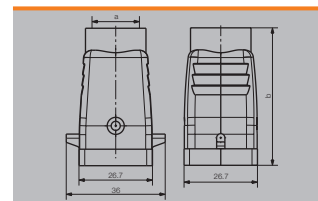


Plug housing, cable entry at top



Material: Plastic

a	Version	Cover	b (mm)	Type	Order No.
M 20	w. threading		50	HDC 07A TOLU 1M20G	1788520000



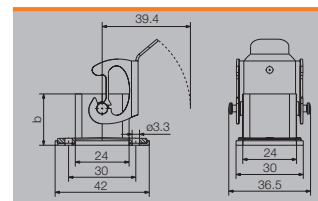
Base

Bulkhead housing



Material: Plastic

Version	Cover	b (mm)	Type	Order No.
		23	HDC 07A ALU	1652410000

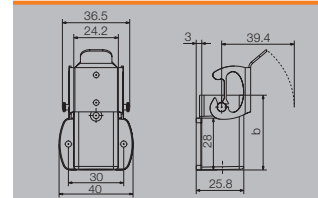


Base housing



Material: Plastic

a	Version	Cover	b (mm)	Type	Order No.
M 20	w. threading		41.5	HDC 07A SLU 1M20G	1788530000

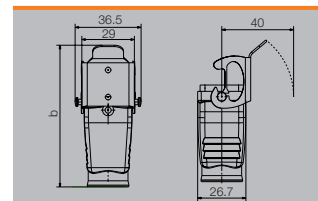


Coupling housing



Material: Plastic

a	Version	Cover	b (mm)	Type	Order No.
M 20	w. threading		53.5	HDC 07A KOLU 1M20G	1788540000

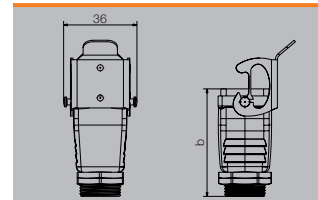


Screw mounting housing



Material: Plastic

a	Version	Cover	b (mm)	Type	Order No.
PG 13.5	w. threading		54	HDC 07A ELU 1PG13G	1900990000

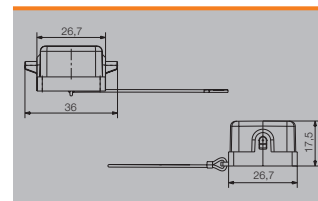


Cover



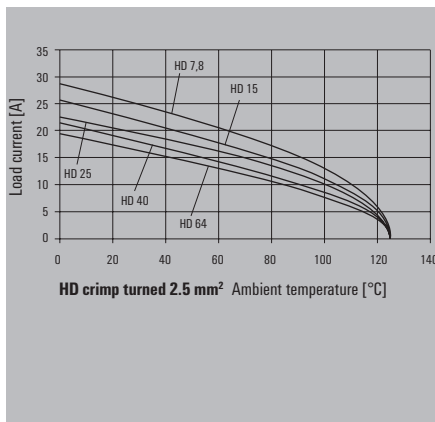
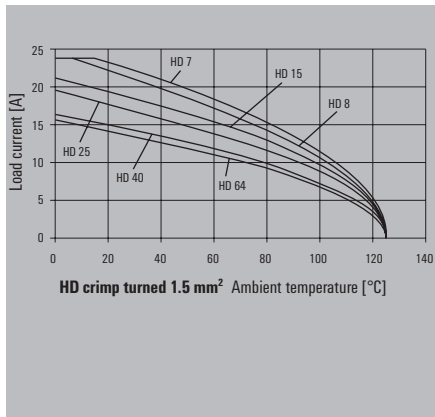
Material: Plastic

Version	Type	Order No.
with female	HDC 07A DMDL 2B0	1665770000
with male	HDC 07A DDDL 2B0	1665760000

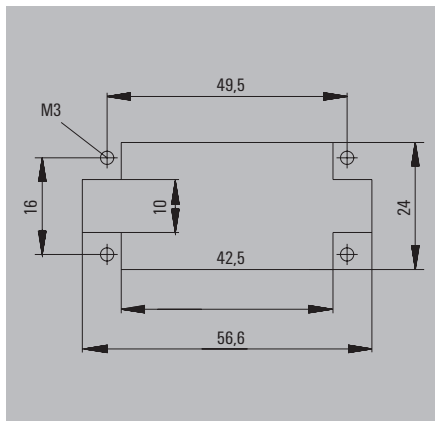


250 V, 10 A, size 2

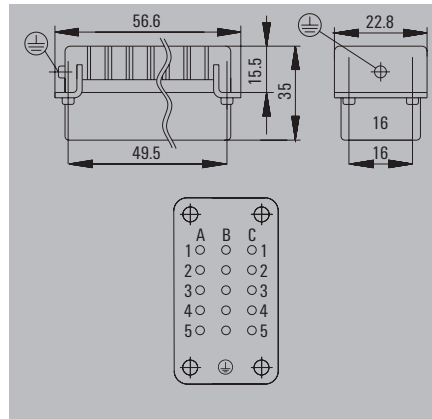
15 + ⊕



Installation cut-out



Male



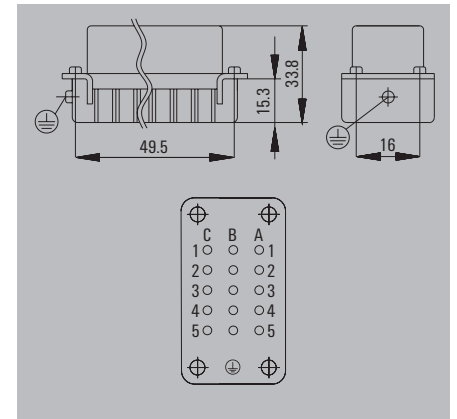

Ordering data

Type of connection	Type	Qty.	Order No.
Crimp connection	HDC HD 15 MC	1	1650650000

Accessories

Type	Qty.	Order No.
<b>Crimp contacts, male - gold</b>		
HDC-C-HD-SM0.14-0.37AU	100	1651620000
HDC-C-HD-SM0.5AU	100	1651630000
HDC-C-HD-SM0.75-1.00AU	100	1651640000
HDC-C-HD-SM1.5AU	100	1651650000
HDC-C-HD-SM2.5AU	100	1651660000
<b>Crimp contacts, male - silver</b>		
HDC-C-HD-SM0.14-0.37AG	100	1651520000
HDC-C-HD-SM0.5AG	100	1651530000
HDC-C-HD-SM0.75-1.00AG	100	1601750000
HDC-C-HD-SM1.5AG	100	1651550000
HDC-C-HD-SM2.5AG	100	1651560000
<b>Tools</b>		
CTX CM 1.6/2.5	1	9018490000
REMOVAL TOOL HD	1	1866730000

Female



Ordering data

Type of connection	Type	Qty.	Order No.
Crimp connection	HDC HD 15 FC	1	1650660000

Accessories

Type	Qty.	Order No.
<b>Crimp contacts, female - gold</b>		
HDC-C-HD-BM0.14-0.37AU	100	1651670000
HDC-C-HD-BM0.5AU	100	1651680000
HDC-C-HD-BM0.75-1.00AU	100	1651690000
HDC-C-HD-BM1.5AU	100	1651700000
HDC-C-HD-BM2.5AU	100	1651710000
<b>Crimp contacts, female - silver</b>		
HDC-C-HD-BM0.14-0.37AG	100	1651570000
HDC-C-HD-BM0.5AG	100	1651580000
HDC-C-HD-BM0.75-1.00AG	100	1601760000
HDC-C-HD-BM1.5AG	100	1651600000
HDC-C-HD-BM2.5AG	100	1651610000
<b>Tools</b>		
CTX CM 1.6/2.5	1	9018490000
REMOVAL TOOL HD	1	1866730000

Housing selection RockStar® IP65  
Size 2



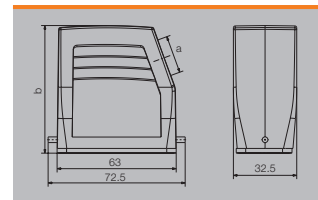
For additional housings, refer to chapter D for IP65

Hood

Plug housing, cable entry sideways



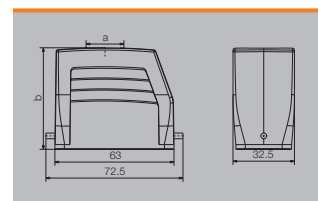
a	Version	Cover	b (mm)	Type	Order No.
M 20	w. threading		68	HDC 15A TSLU 1M20G	1788860000
M 25	w. threading		68	HDC 15A TSLU 1M25G	1788850000



Plug housing, cable entry at top



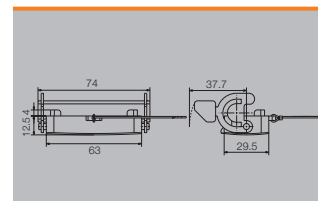
a	Version	Cover	b (mm)	Type	Order No.
M 20	w. threading		54	HDC 10A TOLL 1M20G	1788620000
M 25	w. threading		54	HDC 10A TOLL 1M25G	1788610000



Cover



Version	Type	Order No.
For hoods	HDC 10A DDDL 1LB	1665890000

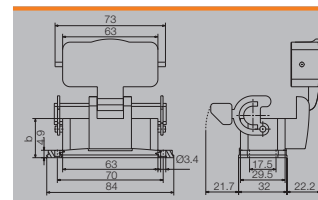


Base

Bulkhead housing



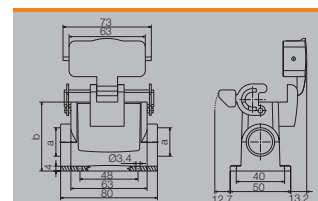
Version	Cover	b (mm)	Type	Order No.
	without cover	25	HDC 10A ALU	1664040000
	with cover	37.5	HDC 10A ADLU	1664060000



Base housing



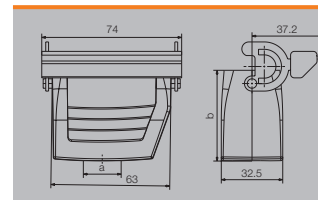
a	Version	Cover	b (mm)	Type	Order No.
M 20	w. threading		57	HDC 10A SLU 2M20G	1788640000
M 20	w. threading	with cover	69.5	HDC 10A SDLU 2M20G	1788660000
M 25	w. threading		57	HDC 10A SLU 2M25G	1788630000
M 25	w. threading	with cover	69.5	HDC 10A SDLU 2M25G	1788650000



Coupling housing



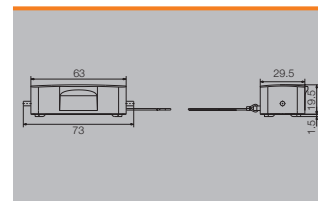
a	Version	Cover	b (mm)	Type	Order No.
M 25	w. threading		48	HDC 10A KLU 1M25G	1788670000



Cover

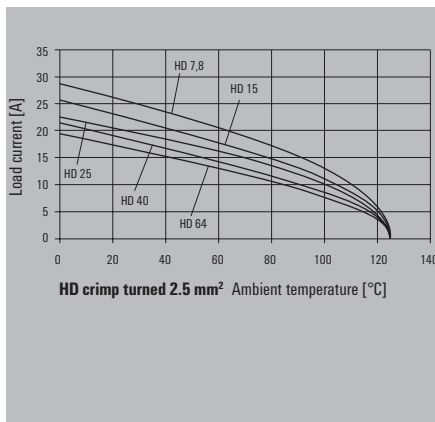
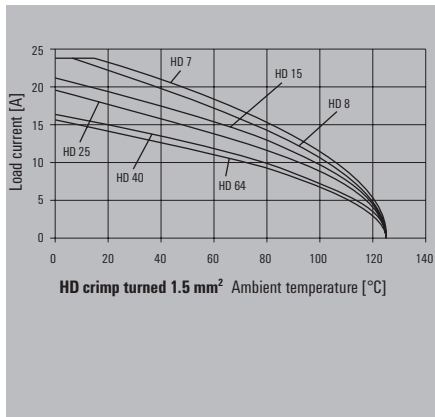


Version	Type	Order No.
For bases	HDC 10A DMDL 2B0	1665880000

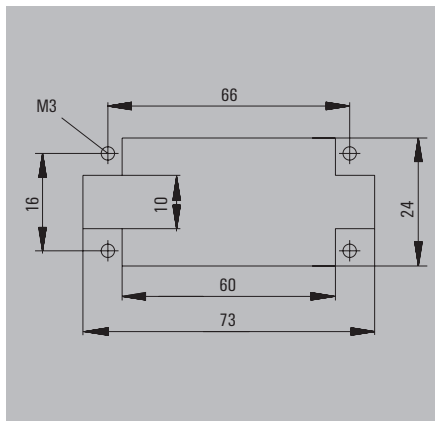


250 V, 10 A, size 5

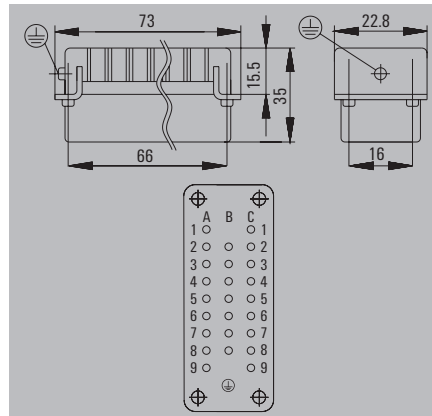
25 + ⊕



Installation cut-out



Male



Ordering data

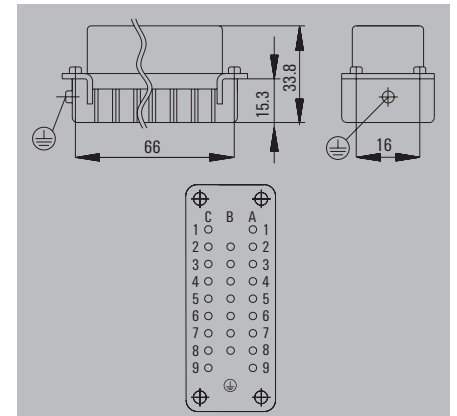

Type of connection	Type	Qty.	Order No.
Crimp connection	HDC HD 25 MC	1	1650810000

Please use this insert type doubled for size 7 (50-pole). We recommend the use of guide pins and sockets.

Accessories

Type	Qty.	Order No.
<b>Crimp contacts, male - gold</b>		
HDC-C-HD-SM0.14-0.37AU	100	1651620000
HDC-C-HD-SM0.5AU	100	1651630000
HDC-C-HD-SM0.75-1.00AU	100	1651640000
HDC-C-HD-SM1.5AU	100	1651650000
HDC-C-HD-SM2.5AU	100	1651660000
<b>Crimp contacts, male - silver</b>		
HDC-C-HD-SM0.14-0.37AG	100	1651520000
HDC-C-HD-SM0.5AG	100	1651530000
HDC-C-HD-SM0.75-1.00AG	100	1601750000
HDC-C-HD-SM1.5AG	100	1651550000
HDC-C-HD-SM2.5AG	100	1651560000
<b>Tools</b>		
CTX CM 1.6/2.5	1	9018490000
REMOVAL TOOL HD	1	1866730000

Female



Ordering data

Type of connection	Type	Qty.	Order No.
Crimp connection	HDC HD 25 FC	1	1650820000

Please use this insert type doubled for size 7 (50-pole). We recommend the use of guide pins and sockets.

Accessories

Type	Qty.	Order No.
<b>Crimp contacts, female - gold</b>		
HDC-C-HD-BM0.14-0.37AU	100	1651670000
HDC-C-HD-BM0.5AU	100	1651680000
HDC-C-HD-BM0.75-1.00AU	100	1651690000
HDC-C-HD-BM1.5AU	100	1651700000
HDC-C-HD-BM2.5AU	100	1651710000
<b>Crimp contacts, female - silver</b>		
HDC-C-HD-BM0.14-0.37AG	100	1651570000
HDC-C-HD-BM0.5AG	100	1651580000
HDC-C-HD-BM0.75-1.00AG	100	1601760000
HDC-C-HD-BM1.5AG	100	1651600000
HDC-C-HD-BM2.5AG	100	1651610000
<b>Tools</b>		
CTX CM 1.6/2.5	1	9018490000
REMOVAL TOOL HD	1	1866730000



Housing selection RockStar® IP65  
Size 5



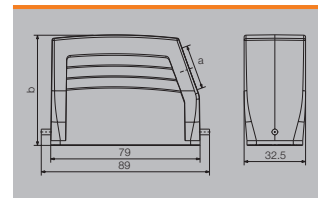
For additional housings, refer to chapter D for IP65

Hood

Plug housing, cable entry sideways



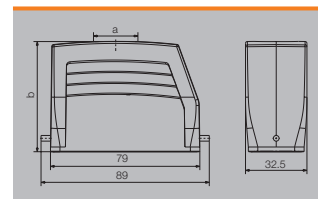
a	Version	Cover	b (mm)	Type	Order No.
M 20	w. threading		72	HDC 25A TSLU 1M20G	1788680000
M 25	w. threading		58	HDC 16A TSLU 1M25G	1788740000
M 25	w. threading		72	HDC 25A TSLU 1M25G	1788690000



Plug housing, cable entry at top



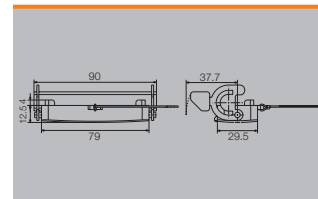
a	Version	Cover	b (mm)	Type	Order No.
M 20	w. threading		72	HDC 25A TOLU 1M20G	1788710000
M 25	w. threading		58	HDC 16A TOLU 1M25G	1788750000
M 25	w. threading		72	HDC 25A TOLU 1M25G	1788700000



Cover



Version	Type	Order No.
For hoods	HDC 16A DDDL 1LB	1665900000

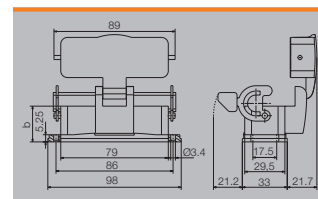


Base

Bulkhead housing



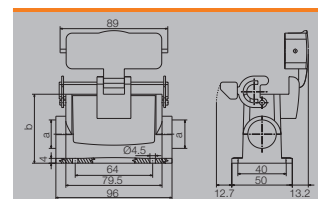
Version	Cover	b (mm)	Type	Order No.
	without cover	26.25	HDC 16A ALU	1664920000
	with cover	26.25	HDC 16A ADLU	1664940000



Base housing



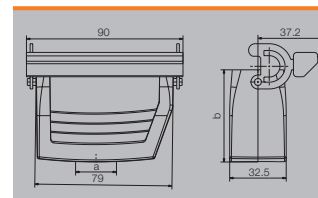
a	Version	Cover	b (mm)	Type	Order No.
M 20	w. threading		57	HDC 16A SLU 2M20G	1788770000
M 20	w. threading	with cover	57	HDC 16A SDLU 2M20G	1788790000
M 25	w. threading		57	HDC 16A SLU 2M25G	1788760000
M 25	w. threading	with cover	57	HDC 16A SDLU 2M25G	1788780000



Coupling housing



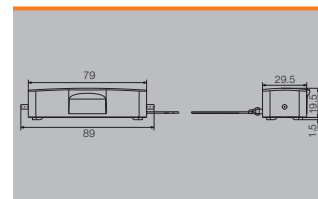
a	Version	Cover	b (mm)	Type	Order No.
M 25	w. threading		52.62	HDC 16A KLU 1M25G	1788800000



Cover

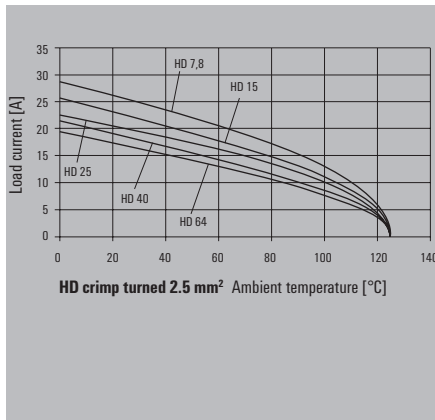
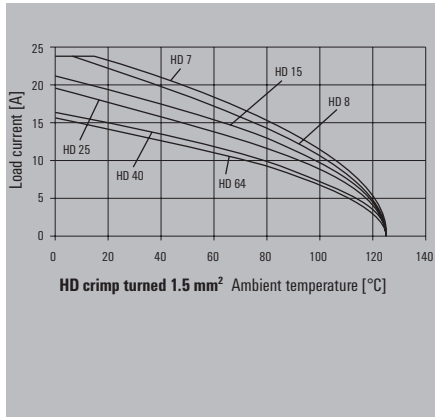


Version	Type	Order No.
For bases	HDC 16A DMDL 2B0	1665910000

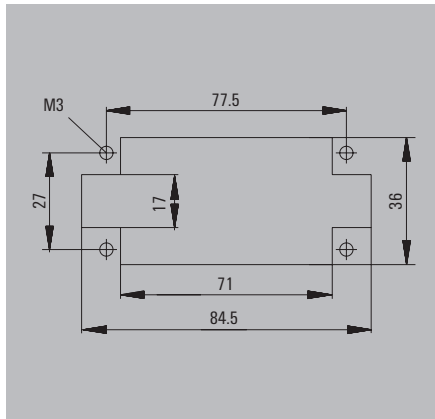


250 V, 10 A, size 6


40 + ⊕



Installation cut-out



Male



Ordering data

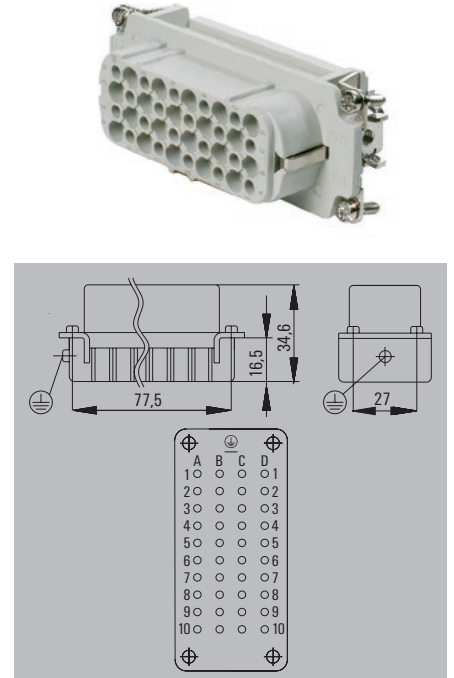
Type of connection	Type	Qty.	Order No.
Crimp connection	HDC HD 40 MC	1	1601710000

Please use this insert type doubled for size 10 (80-pole). We recommend the use of guide pins and sockets.

Accessories

Type	Qty.	Order No.
<b>Crimp contacts, male - gold</b>		
HDC-C-HD-SM0.14-0.37AU	100	1651620000
HDC-C-HD-SM0.5AU	100	1651630000
HDC-C-HD-SM0.75-1.00AU	100	1651640000
HDC-C-HD-SM1.5AU	100	1651650000
HDC-C-HD-SM2.5AU	100	1651660000
<b>Crimp contacts, male - silver</b>		
HDC-C-HD-SM0.14-0.37AG	100	1651520000
HDC-C-HD-SM0.5AG	100	1651530000
HDC-C-HD-SM0.75-1.00AG	100	1601750000
HDC-C-HD-SM1.5AG	100	1651550000
HDC-C-HD-SM2.5AG	100	1651560000
<b>Tools</b>		
CTX CM 1.6/2.5	1	9018490000
REMOVAL TOOL HD	1	1866730000

Female



Ordering data

Type of connection	Type	Qty.	Order No.
Crimp connection	HDC HD 40 FC	1	1601730000

Please use this insert type doubled for size 10 (80-pole). We recommend the use of guide pins and sockets.

Accessories

Type	Qty.	Order No.
<b>Crimp contacts, female - gold</b>		
HDC-C-HD-BM0.14-0.37AU	100	1651670000
HDC-C-HD-BM0.5AU	100	1651680000
HDC-C-HD-BM0.75-1.00AU	100	1651690000
HDC-C-HD-BM1.5AU	100	1651700000
HDC-C-HD-BM2.5AU	100	1651710000
<b>Crimp contacts, female - silver</b>		
HDC-C-HD-BM0.14-0.37AG	100	1651570000
HDC-C-HD-BM0.5AG	100	1651580000
HDC-C-HD-BM0.75-1.00AG	100	1601760000
HDC-C-HD-BM1.5AG	100	1651600000
HDC-C-HD-BM2.5AG	100	1651610000
<b>Tools</b>		
CTX CM 1.6/2.5	1	9018490000
REMOVAL TOOL HD	1	1866730000

Housing selection RockStar® IP65  
Size 6



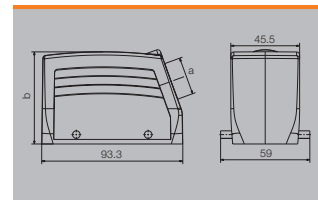
For additional housings, refer to  
Chapter D for IP65 / Chapter E for IP65 EMC /  
Chapter F for IP68 EMC

Hood

Plug housing, cable entry sideways



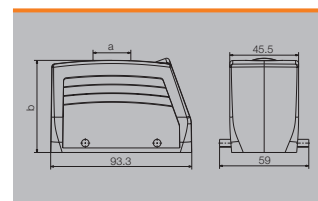
a	Version	Cover	b (mm)	Type	Order No.
M 25	w. threading		61	HDC 16B TSBU 1M25G	1788180000
M 25	w. threading		76	HDC 40D TSBU 1M25G	1787010000
M 32	w. threading		76	HDC 40D TSBU 1M32G	1787000000



Plug housing, cable entry at top



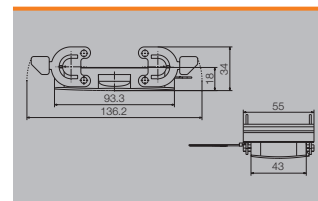
a	Version	Cover	b (mm)	Type	Order No.
M 25	w. threading		61	HDC 16B TOBU 1M25G	1788210000
M 25	w. threading		76	HDC 40D TOBU 1M25G	1787070000
M 32	w. threading		76	HDC 40D TOBU 1M32G	1787060000



Cover



Version	Type	Order No.
For hoods	HDC 16B DMDQ 2QB	1665270000



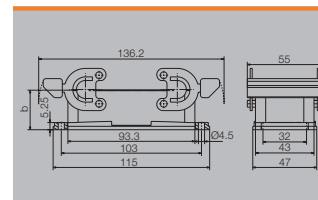
Base

Bulkhead housing



Version	Cover	b (mm)	Type	Order No.
		29	HDC 16B ABU	1208600000
		29	HDC 16B ABU N	2488590000

Note: N = Plastic locking lever with stainless steel inlay

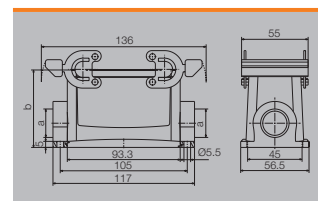


Base housing



a	Version	Cover	b (mm)	Type	Order No.
M 25	w. threading		64	HDC 16B SBU 1M25G N	2560740000
M 25	w. threading		64	HDC 16B SBU 2M25G	1788240000
M 25	w. threading		64	HDC 16B SBU 2M25G N	2560930000
M 25	w. threading		84	HDC 40D SBU 2M25G	1787120000
PG 21	w. threading		84	HDC 40D SBU 1M32G N	2561030000
M 32	w. threading		84	HDC 40D SBU 2M32G	1787110000

Note: N = Plastic locking lever with stainless steel inlay

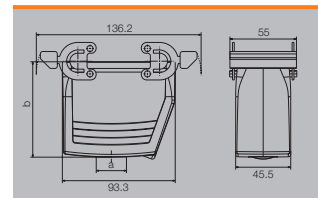


Coupling housing



a	Version	Cover	b (mm)	Type	Order No.
M 25	w. threading		78.6	HDC 40D KBU 1M25G	1787200000
PG 29	w. threading		79	HDC 40D KBU 1M25G N	2559890000
M 32	w. threading		78.6	HDC 40D KBU 1M32G	1787190000
PG 29	w. threading		79	HDC 40D KBU 1M32G N	2559900000
PG 29	w. threading		79	HDC 40D KBU 2M32G N	2545510000

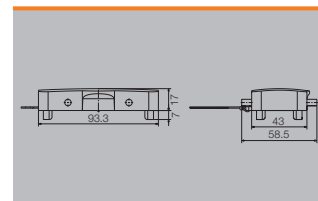
Note: N = Plastic locking lever with stainless steel inlay



Cover

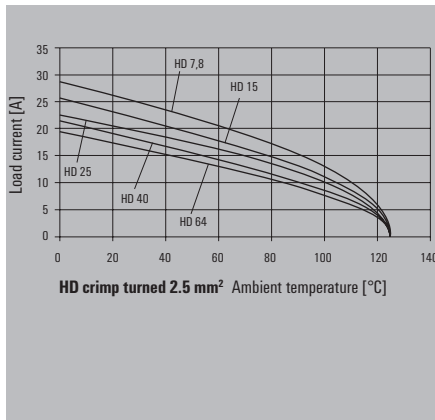
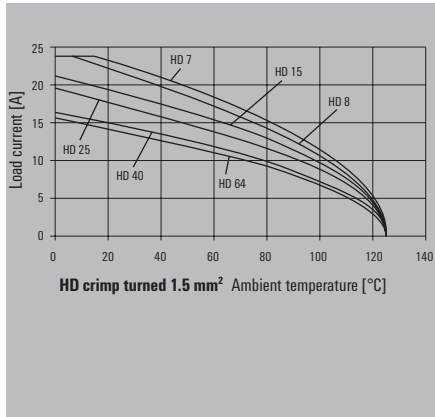


Version	Type	Order No.
For bases	HDC 16B DDDQ 4B0	1665260000

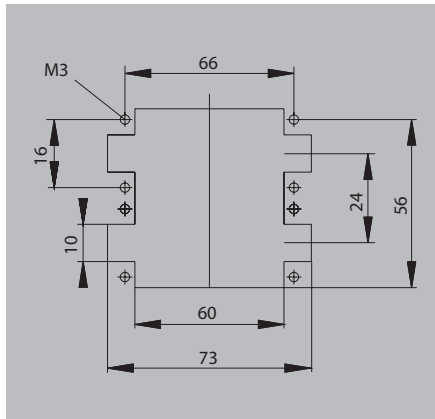


250 V, 10 A, size 7

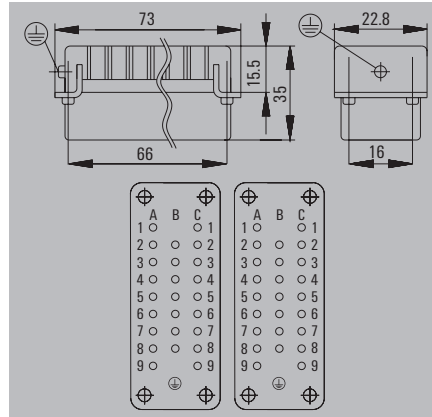
50 + ⊕



Installation cut-out



Male



Ordering data

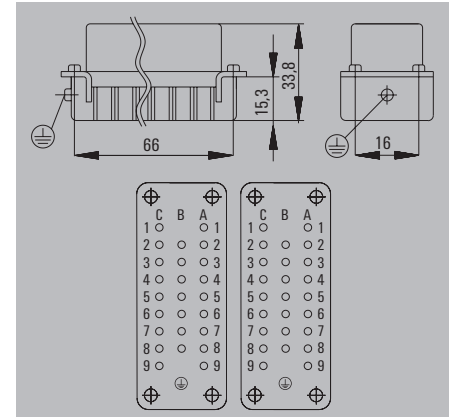
Type of connection	Type	Qty.	Order No.
Crimp connection	HDC HD 25 MC	1	1650810000
Crimp connection	HDC HD 25 MC Z	1	1023040000

Please use this insert type doubled for size 7 (50-pole). We recommend the use of guide pins and sockets.

Accessories

Type	Qty.	Order No.
<b>Crimp contacts, male - gold</b>		
HDC-C-HD-SM0.14-0.37AU	100	1651620000
HDC-C-HD-SM0.5AU	100	1651630000
HDC-C-HD-SM0.75-1.00AU	100	1651640000
HDC-C-HD-SM1.5AU	100	1651650000
HDC-C-HD-SM2.5AU	100	1651660000
<b>Crimp contacts, male - silver</b>		
HDC-C-HD-SM0.14-0.37AG	100	1651520000
HDC-C-HD-SM0.5AG	100	1651530000
HDC-C-HD-SM0.75-1.00AG	100	1601750000
HDC-C-HD-SM1.5AG	100	1651550000
HDC-C-HD-SM2.5AG	100	1651560000
<b>Tools</b>		
CTX CM 1.6/2.5	1	9018490000
REMOVAL TOOL HD	1	1866730000

Female



Ordering data

Type of connection	Type	Qty.	Order No.
Crimp connection	HDC HD 25 FC	1	1650820000
Crimp connection	HDC HD 25 FC Z	1	1023050000

Please use this insert type doubled for size 7 (50-pole). We recommend the use of guide pins and sockets.

Accessories

Type	Qty.	Order No.
<b>Crimp contacts, female - gold</b>		
HDC-C-HD-BM0.14-0.37AU	100	1651670000
HDC-C-HD-BM0.5AU	100	1651680000
HDC-C-HD-BM0.75-1.00AU	100	1651690000
HDC-C-HD-BM1.5AU	100	1651700000
HDC-C-HD-BM2.5AU	100	1651710000
<b>Crimp contacts, female - silver</b>		
HDC-C-HD-BM0.14-0.37AG	100	1651570000
HDC-C-HD-BM0.5AG	100	1651580000
HDC-C-HD-BM0.75-1.00AG	100	1601760000
HDC-C-HD-BM1.5AG	100	1651600000
HDC-C-HD-BM2.5AG	100	1651610000
<b>Tools</b>		
CTX CM 1.6/2.5	1	9018490000
REMOVAL TOOL HD	1	1866730000

Housing selection RockStar® IP65  
Size 7



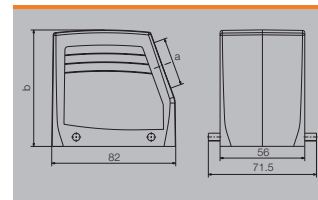
For additional housings, refer to chapter D for IP65

Hood

Plug housing, cable entry sideways



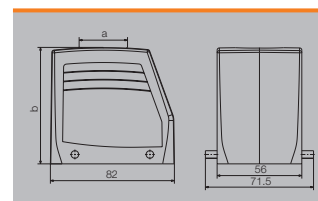
a	Version	Cover	b (mm)	Type	Order No.
M 25	w. threading		77	HDC 32A TSBU 1M25G	1787960000
M 32	w. threading		77	HDC 32A TSBU 1M32G	1787950000



Plug housing, cable entry at top



a	Version	Cover	b (mm)	Type	Order No.
M 32	w. threading		77	HDC 32A TOBU 1M32G	1787990000

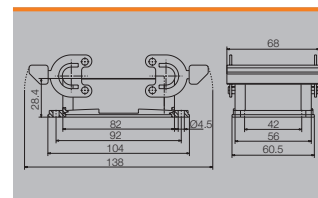


Base

Bulkhead housing



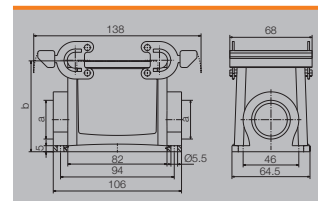
Version	Cover	b (mm)	Type	Order No.
		30	HDC 32A ABU	1665860000



Base housing



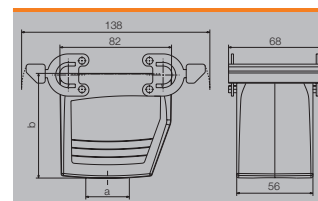
a	Version	Cover	b (mm)	Type	Order No.
M 25	w. threading		75	HDC 32A SBU 2M25G	1788040000



Coupling housing



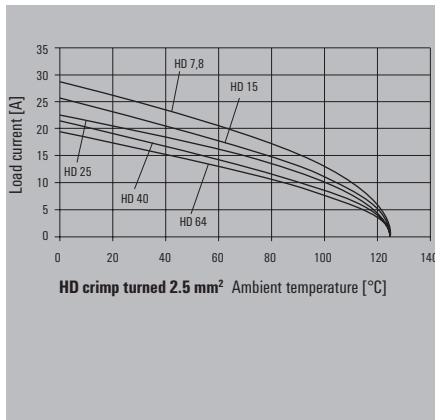
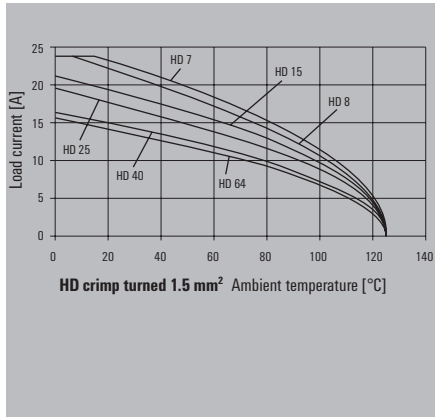
a	Version	Cover	b (mm)	Type	Order No.
M 25	w. threading		77	HDC 32A KBU 1M25G	1788080000
M 32	w. threading		77	HDC 32A KBU 1M32G	1788070000



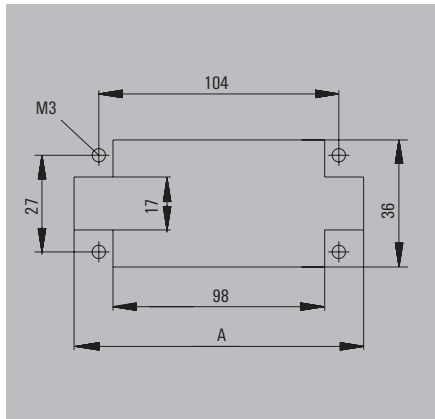
HD series

250 V, 10 A, size 8

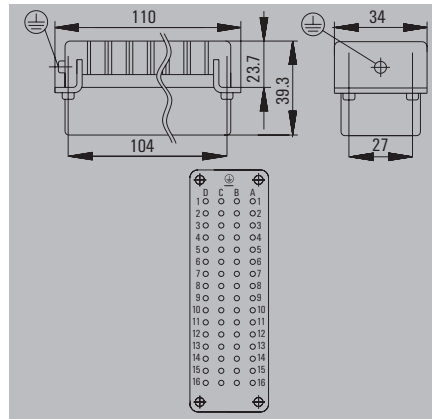
64 + ⊕



Installation cut-out



Male



Ordering data

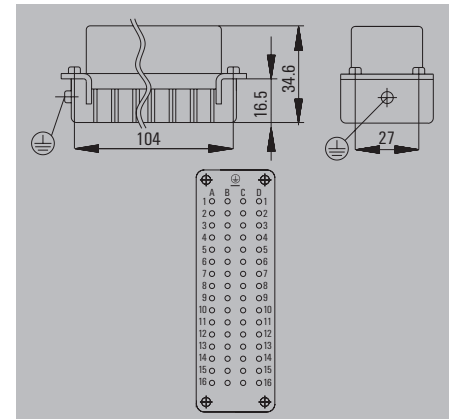
Type of connection	Type	Qty.	Order No.
Crimp connection	HDC HD 64 MC	1	1601720000

Please use this insert type doubled for size 12 (128-pole). We recommend the use of guide pins and sockets.

Accessories

Type	Qty.	Order No.
<b>Crimp contacts, male - gold</b>		
HDC-C-HD-SM0.14-0.37AU	100	1651620000
HDC-C-HD-SM0.5AU	100	1651630000
HDC-C-HD-SM0.75-1.00AU	100	1651640000
HDC-C-HD-SM1.5AU	100	1651650000
HDC-C-HD-SM2.5AU	100	1651660000
<b>Crimp contacts, male - silver</b>		
HDC-C-HD-SM0.14-0.37AG	100	1651520000
HDC-C-HD-SM0.5AG	100	1651530000
HDC-C-HD-SM0.75-1.00AG	100	1601750000
HDC-C-HD-SM1.5AG	100	1651550000
HDC-C-HD-SM2.5AG	100	1651560000
<b>Tools</b>		
CTX CM 1.6/2.5	1	9018490000
REMOVAL TOOL HD	1	1866730000

Female



Ordering data

Type of connection	Type	Qty.	Order No.
Crimp connection	HDC HD 64 FC	1	1601740000

Please use this insert type doubled for size 12 (128-pole). We recommend the use of guide pins and sockets.

Accessories

Type	Qty.	Order No.
<b>Crimp contacts, female - gold</b>		
HDC-C-HD-BM0.14-0.37AU	100	1651670000
HDC-C-HD-BM0.5AU	100	1651680000
HDC-C-HD-BM0.75-1.00AU	100	1651690000
HDC-C-HD-BM1.5AU	100	1651700000
HDC-C-HD-BM2.5AU	100	1651710000
<b>Crimp contacts, female - silver</b>		
HDC-C-HD-BM0.14-0.37AG	100	1651570000
HDC-C-HD-BM0.5AG	100	1651580000
HDC-C-HD-BM0.75-1.00AG	100	1601760000
HDC-C-HD-BM1.5AG	100	1651600000
HDC-C-HD-BM2.5AG	100	1651610000
<b>Tools</b>		
CTX CM 1.6/2.5	1	9018490000
REMOVAL TOOL HD	1	1866730000

Housing selection RockStar® IP65  
Size 8



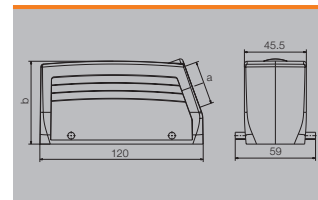
For additional housings, refer to  
Chapter D for IP65 / Chapter E for IP65 EMC /  
Chapter F for IP68 EMC

Hood

Plug housing, cable entry sideways



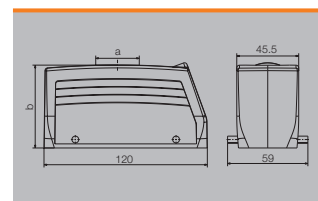
a	Version	Cover	b (mm)	Type	Order No.
M 25	w. threading		62.58	HDC 24B TSBU 1M25G	1787760000
M 25	w. threading		76	HDC 64D TSBU 1M25G	1786780000
M 32	w. threading		62.58	HDC 24B TSBU 1M32G	1787750000
M 32	w. threading		76	HDC 64D TSBU 1M32G	1786770000



Plug housing, cable entry at top



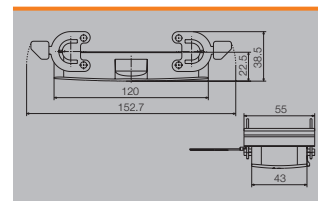
a	Version	Cover	b (mm)	Type	Order No.
M 25	w. threading		62.58	HDC 24B TOBU 1M25G	1787820000
M 32	w. threading		62.58	HDC 24B TOBU 1M32G	1787810000
M 32	w. threading		76	HDC 64D TOBU 1M32G	1786830000



Cover



Version	Type	Order No.
For hoods	HDC 24B DMDQ 2QB	1665640000
For hoods	HDC 24B DMDQ 2QB N	2559760000



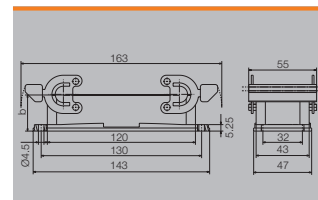
Note: N = Plastic locking lever with stainless steel inlay

Base

Bulkhead housing



Version	Cover	b (mm)	Type	Order No.
		29.5	HDC 24B ABU	1212400000
		29.5	HDC 24B ABU N	2488600000

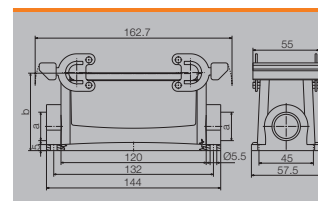


Note: N = Plastic locking lever with stainless steel inlay

Base housing



a	Version	Cover	b (mm)	Type	Order No.
M 25	w. threading		64	HDC 24B SBU 2M25G	1787870000
M 25	w. threading		64	HDC 24B SBU 2M25G N	2560970000
M 25	w. threading		84	HDC 64D SBU 2M25G	1786890000
M 32	w. threading		84	HDC 64D SBU 2M25G N	2561060000
M 32	w. threading		84	HDC 64D SBU 1M32G N	2561050000
M 32	w. threading		84	HDC 64D SBU 2M32G	1786880000

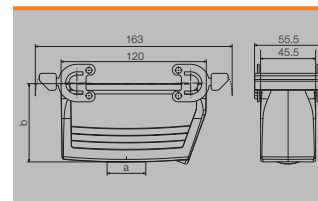


Note: N = Plastic locking lever with stainless steel inlay

Coupling housing



a	Version	Cover	b (mm)	Type	Order No.
M 25	w. threading		65	HDC 24B KBU 1M25G	1787920000
M 25	w. threading		65	HDC 24B KBU 1M25G N	2559870000
M 32	w. threading		65	HDC 24B KBU 2M32G N	2559880000
M 32	w. threading		79	HDC 64D KBU 1M32G	1786960000
M 32	w. threading		79	HDC 64D KBU 1M32G N	2559910000

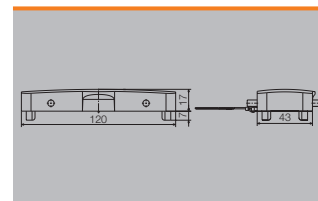


Note: N = Plastic locking lever with stainless steel inlay

Cover

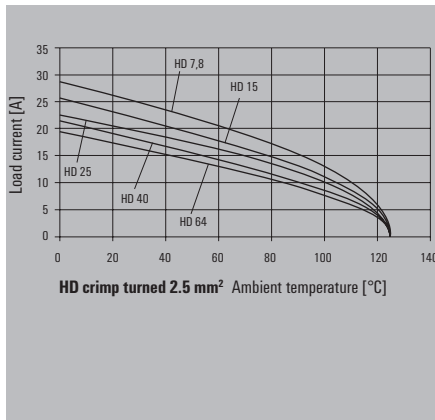
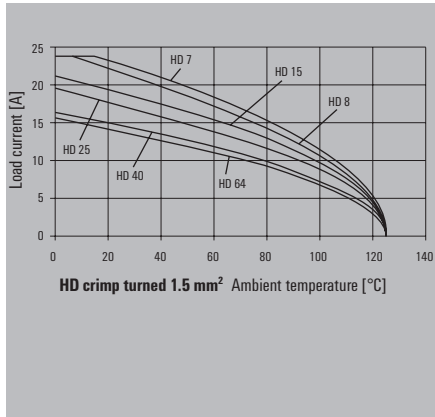


Version	Type	Order No.
For bases	HDC 24B DDDQ 4B0	1665630000

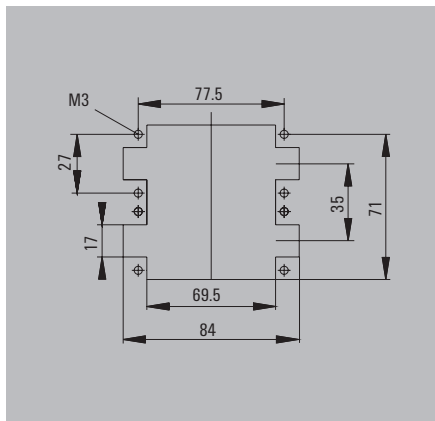


250 V, 10 A, size 10

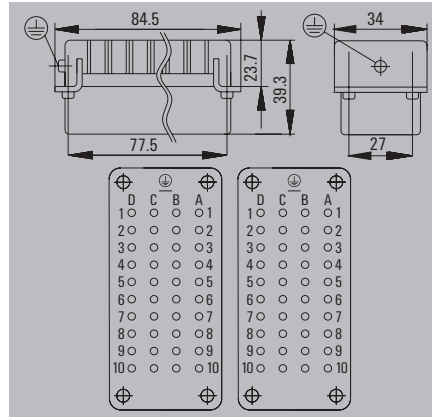
80 + ⊕



Installation cut-out



Male



Ordering data

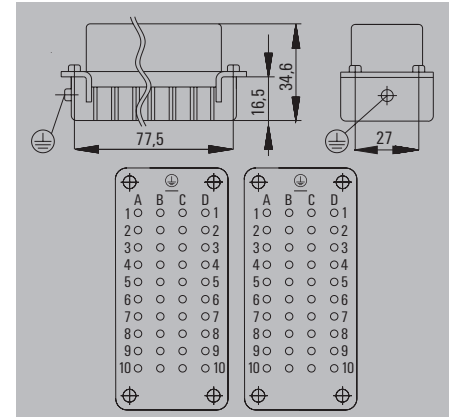
Type of connection	Type	Qty.	Order No.
Crimp connection	HDC HD 40 MC	1	1601710000

Please use this insert type doubled for size 10 (80-pole). We recommend the use of guide pins and sockets.

Accessories

Type	Qty.	Order No.
<b>Crimp contacts, male - gold</b>		
HDC-C-HD-SM0.14-0.37AU	100	1651620000
HDC-C-HD-SM0.5AU	100	1651630000
HDC-C-HD-SM0.75-1.00AU	100	1651640000
HDC-C-HD-SM1.5AU	100	1651650000
HDC-C-HD-SM2.5AU	100	1651660000
<b>Crimp contacts, male - silver</b>		
HDC-C-HD-SM0.14-0.37AG	100	1651520000
HDC-C-HD-SM0.5AG	100	1651530000
HDC-C-HD-SM0.75-1.00AG	100	1601750000
HDC-C-HD-SM1.5AG	100	1651550000
HDC-C-HD-SM2.5AG	100	1651560000
<b>Tools</b>		
CTX CM 1.6/2.5	1	9018490000
REMOVAL TOOL HD	1	1866730000

Female



Ordering data

Type of connection	Type	Qty.	Order No.
Crimp connection	HDC HD 40 FC	1	1601730000

Please use this insert type doubled for size 10 (80-pole). We recommend the use of guide pins and sockets.

Accessories

Type	Qty.	Order No.
<b>Crimp contacts, female - gold</b>		
HDC-C-HD-BM0.14-0.37AU	100	1651670000
HDC-C-HD-BM0.5AU	100	1651680000
HDC-C-HD-BM0.75-1.00AU	100	1651690000
HDC-C-HD-BM1.5AU	100	1651700000
HDC-C-HD-BM2.5AU	100	1651710000
<b>Crimp contacts, female - silver</b>		
HDC-C-HD-BM0.14-0.37AG	100	1651570000
HDC-C-HD-BM0.5AG	100	1651580000
HDC-C-HD-BM0.75-1.00AG	100	1601760000
HDC-C-HD-BM1.5AG	100	1651600000
HDC-C-HD-BM2.5AG	100	1651610000
<b>Tools</b>		
CTX CM 1.6/2.5	1	9018490000
REMOVAL TOOL HD	1	1866730000



Housing selection RockStar® IP65  
Size 10



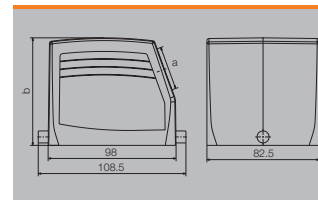
For additional housings, refer to chapter D for IP65

Hood

Plug housing, cable entry sideways



a	Version	Cover	b (mm)	Type	Order No.
M 32	w. threading		79	HDC 32B TSLU 1M32G	1788420000

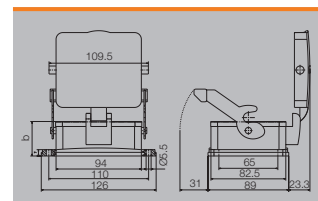


Base

Bulkhead housing



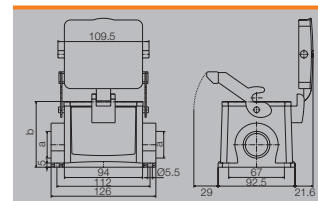
Version	Cover	b (mm)	Type	Order No.
		38	HDC 32B ALU	1219500000
	with cover	55	HDC 32B ADLU	1219800000



Base housing



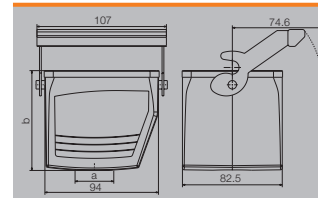
a	Version	Cover	b (mm)	Type	Order No.
M 32	w. threading		79	HDC 32B SLU 2M32G	1788470000
M 32	w. threading	with cover	96	HDC 32B SDLU 2M32G	1788490000



Coupling housing

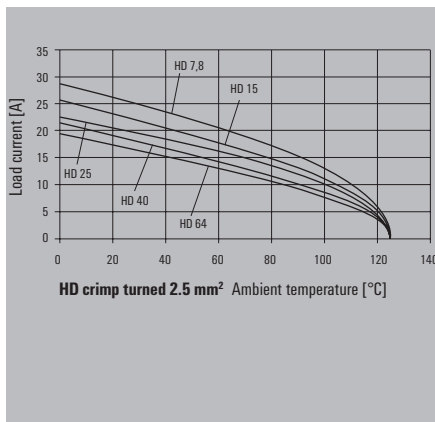
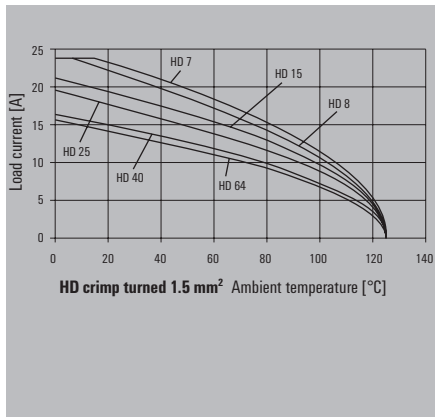


a	Version	Cover	b (mm)	Type	Order No.
M 32	w. threading		83	HDC 32B KLU 1M32G	1788500000

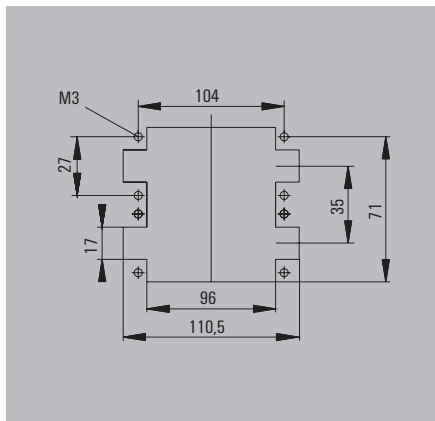


250 V, 10 A, size 12

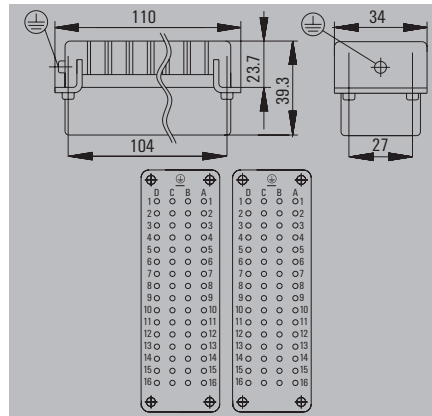
128 + ⊕



Installation cut-out



Male



Ordering data

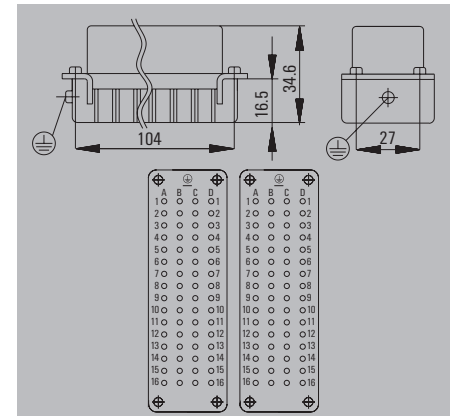
Type of connection	Type	Qty.	Order No.
Crimp connection	HDC HD 64 MC	1	1601720000

Please use this insert type doubled for size 12 (128-pole). We recommend the use of guide pins and sockets.

Accessories

Type	Qty.	Order No.
<b>Crimp contacts, male - gold</b>		
HDC-C-HD-SM0.14-0.37AU	100	1651620000
HDC-C-HD-SM0.5AU	100	1651630000
HDC-C-HD-SM0.75-1.00AU	100	1651640000
HDC-C-HD-SM1.5AU	100	1651650000
HDC-C-HD-SM2.5AU	100	1651660000
<b>Crimp contacts, male - silver</b>		
HDC-C-HD-SM0.14-0.37AG	100	1651520000
HDC-C-HD-SM0.5AG	100	1651530000
HDC-C-HD-SM0.75-1.00AG	100	1601750000
HDC-C-HD-SM1.5AG	100	1651550000
HDC-C-HD-SM2.5AG	100	1651560000
<b>Tools</b>		
CTX CM 1.6/2.5	1	9018490000
REMOVAL TOOL HD	1	1866730000

Female



Ordering data

Type of connection	Type	Qty.	Order No.
Crimp connection	HDC HD 64 FC	1	1601740000

Please use this insert type doubled for size 12 (128-pole). We recommend the use of guide pins and sockets.

Accessories

Type	Qty.	Order No.
<b>Crimp contacts, female - gold</b>		
HDC-C-HD-BM0.14-0.37AU	100	1651670000
HDC-C-HD-BM0.5AU	100	1651680000
HDC-C-HD-BM0.75-1.00AU	100	1651690000
HDC-C-HD-BM1.5AU	100	1651700000
HDC-C-HD-BM2.5AU	100	1651710000
<b>Crimp contacts, female - silver</b>		
HDC-C-HD-BM0.14-0.37AG	100	1651570000
HDC-C-HD-BM0.5AG	100	1651580000
HDC-C-HD-BM0.75-1.00AG	100	1601760000
HDC-C-HD-BM1.5AG	100	1651600000
HDC-C-HD-BM2.5AG	100	1651610000
<b>Tools</b>		
CTX CM 1.6/2.5	1	9018490000
REMOVAL TOOL HD	1	1866730000

Housing selection RockStar® IP65  
Size 12



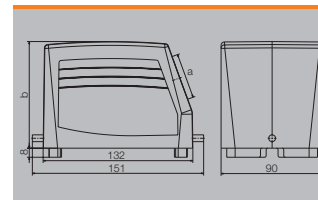
For additional housings, refer to chapter D for IP65

Hood

Plug housing, cable entry sideways



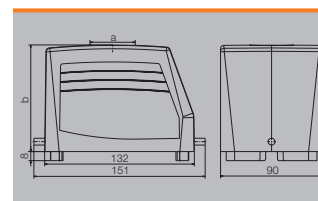
a	Version	Cover	b (mm)	Type	Order No.
M 32	w. threading		94	HDC 48B TSLU 1M32G	1788320000
M 40	w. threading		94	HDC 48B TSLU 1M40G	1788310000
M 50	w. threading		94	HDC 48B TSLU 1M50G	1788330000



Plug housing, cable entry at top



a	Version	Cover	b (mm)	Type	Order No.
M 32	w. threading		94	HDC 48B TOLU 1M32G	1788350000
M 50	w. threading		94	HDC 48B TOLU 1M50G	1788330000

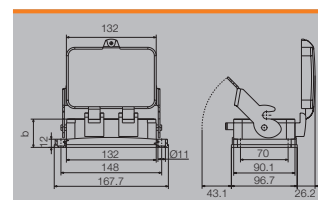


Base

Bulkhead housing



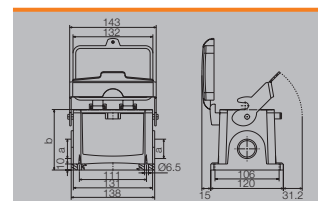
Version	Cover	b (mm)	Type	Order No.
	with cover	62	HDC 48B ADLU	1222900000



Base housing




a	Version	Cover	b (mm)	Type	Order No.
M 32	w. threading		100	HDC 48B SLU 2M32G	1788370000
M 32	w. threading	with cover	120	HDC 48B SDLU 2M32G	1788390000
M 40	w. threading		100	HDC 48B SLU 2M40G	1788360000



# HDD series

Effective: These inserts are specially developed for crimp and fibre-optic contacts and provide a packing density of up to 216 poles.















## Technical data

Standards/approvals	
Standards	DIN EN 61984 DIN EN 60664-1
Approvals	UL/CSA
Inserts	
No. of poles	24, 42, 72, 108, 144, 216 + PE
Rated voltage	250 V
Rated voltage to UL/CSA	600 V
Rated current	10 A
Rated impulse withstand voltage	4 kV
Pollution severity	3
Insulation resistance	$\geq 10^{10} \Omega$
Material	Glass-fibre reinforced PC (in UL list and approved for railway applications)
Temperature range	-40 °C to +125 °C
Flammability to UL 94	V-0
Mechanical service life	
- Plugging cycles Ag - Surface	$\geq 500$
- Plugging cycles Au - Surface	$\geq 500$
Contact resistance	
Crimp connection	$\leq 4 \text{ m}\Omega$
Contacts/Material	
Sockets and plug-in contact	Copper alloy
Surface	Passivated silver, or gold-plated
Crimp connection	
- Flexible conductor connection	0.14 - 2.5 mm <sup>2</sup> (AWG 26 - 14)
- Stripping length	8.0 mm
PE connection	
- Clamping range	0.5 - 2.5 mm <sup>2</sup>
- solid/stranded	0.5 - 2.5 mm <sup>2</sup> / 0.5 - 2.5 mm <sup>2</sup>
- flexible/flexible with wire end ferrule, DIN 46228 pt. 1	0.5 - 2.5 mm <sup>2</sup> / 0.5 - 2.5 mm <sup>2</sup>
- AWG conductor	AWG 20 - 14
- Stripping length	10 mm
- Clamping torque	1.2 - 1.5 Nm
- Blade dimensions	SD 0.8 x 4 mm or PZ1

### Note:

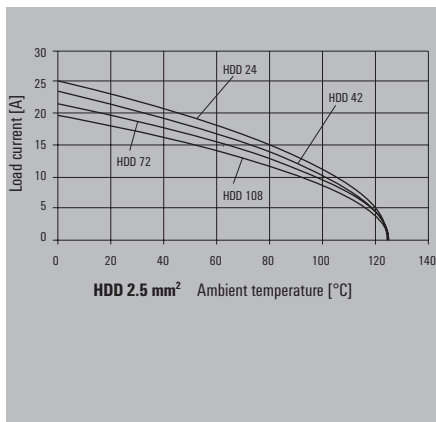
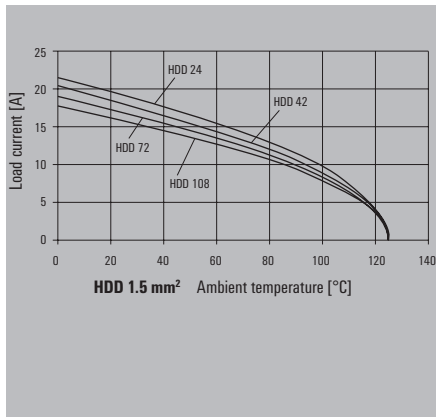
When used properly and as designated, the listed connectors may not be connected or disconnected if there is a live voltage or load!

## Overview

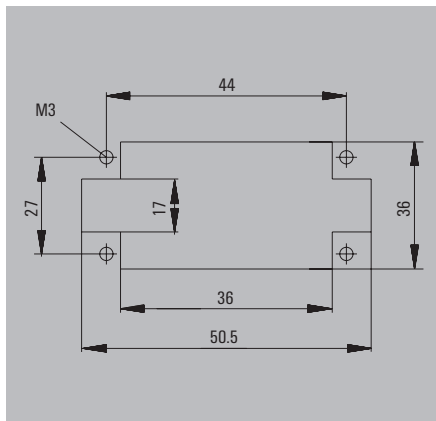
		Size	Rated voltage	Rated current	No. of poles	Tension clamp connection	TOP connection	Screw conn. with wire guard spring	Crimp connection	PUSH IN connection	Page
		3	250 V	10 A	24 + ⊕				•		B.68
		4	250 V	10 A	42 + ⊕				•		B.70
		6	250 V	10 A	72 + ⊕				•		B.72
		8	250 V	10 A	108 + ⊕				•		B.74
		10	250 V	10 A	144 + ⊕				•		B.76
		12	250 V	10 A	216 + ⊕				•		B.78

250 V, 10 A, size 3

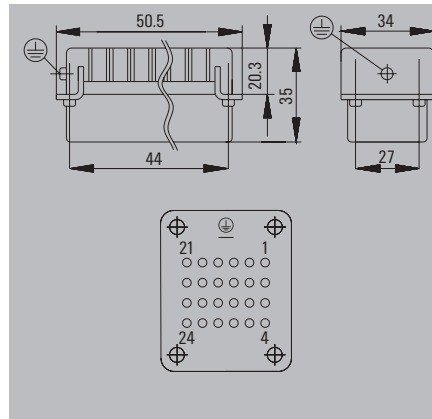

24 + ⊕



Installation cut-out



Male



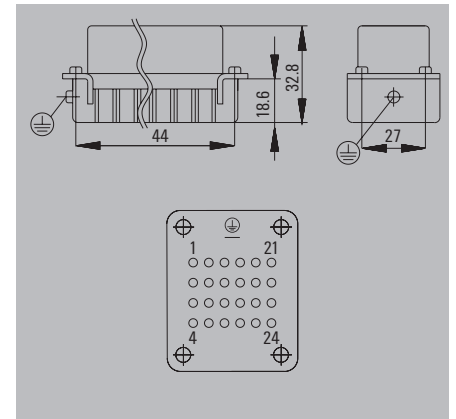
Ordering data

Type of connection	Type	Qty.	Order No.
Crimp connection	HDC HDD 24 MC	1	1651150000

Accessories

Type	Qty.	Order No.
<b>Crimp contacts, male - gold</b>		
HDC-C-HD-SM0.14-0.37AU	100	1651620000
HDC-C-HD-SM0.5AU	100	1651630000
HDC-C-HD-SM0.75-1.00AU	100	1651640000
HDC-C-HD-SM1.5AU	100	1651650000
HDC-C-HD-SM2.5AU	100	1651660000
<b>Crimp contacts, male - silver</b>		
HDC-C-HD-SM0.14-0.37AG	100	1651520000
HDC-C-HD-SM0.5AG	100	1651530000
HDC-C-HD-SM0.75-1.00AG	100	1601750000
HDC-C-HD-SM1.5AG	100	1651550000
HDC-C-HD-SM2.5AG	100	1651560000
<b>Tools</b>		
CTX CM 1.6/2.5	1	9018490000
REMOVAL TOOL HD	1	1866730000

Female



Ordering data

Type of connection	Type	Qty.	Order No.
Crimp connection	HDC HDD 24 FC	1	1651160000

Accessories

Type	Qty.	Order No.
<b>Crimp contacts, female - gold</b>		
HDC-C-HD-BM0.14-0.37AU	100	1651670000
HDC-C-HD-BM0.5AU	100	1651680000
HDC-C-HD-BM0.75-1.00AU	100	1651690000
HDC-C-HD-BM1.5AU	100	1651700000
HDC-C-HD-BM2.5AU	100	1651710000
<b>Crimp contacts, female - silver</b>		
HDC-C-HD-BM0.14-0.37AG	100	1651570000
HDC-C-HD-BM0.5AG	100	1651580000
HDC-C-HD-BM0.75-1.00AG	100	1601760000
HDC-C-HD-BM1.5AG	100	1651600000
HDC-C-HD-BM2.5AG	100	1651610000
<b>Tools</b>		
CTX CM 1.6/2.5	1	9018490000
REMOVAL TOOL HD	1	1866730000

Housing selection RockStar® IP65  
Size 3



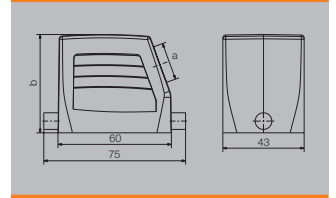
For additional housings, refer to  
Chapter D for IP65 / Chapter E for IP65 EMC /  
Chapter F for IP68 EMC

Hood

Plug housing, cable entry sideways



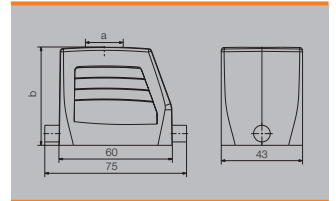
a	Version	Cover	b (mm)	Type	Order No.
M 20	w. threading		52	HDC 06B TSLU 1M20G	1788100000
M 25	w. threading		52	HDC 06B TSLU 1M25G	1788090000
M 25	w. threading		72	HDC 16D TSLU 1M25G	1787480000



Plug housing, cable entry at top



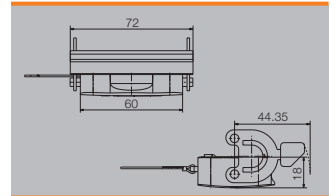
a	Version	Cover	b (mm)	Type	Order No.
M 20	w. threading		52	HDC 06B TOLU 1M20G	1788120000
M 25	w. threading		52	HDC 06B TOLU 1M25G	1788110000
M 25	w. threading		72	HDC 16D TOLU 1M25G	1787500000
M 32	w. threading		72	HDC 16D TOLU 1M32G	1787490000



Cover



Version	Type	Order No.
For hoods	HDC 06B DMDL 1LB	1665210000
For hoods	HDC 06B DMDL 1LB N	2559730000



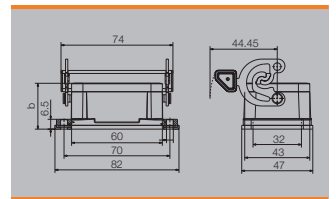
Note: N = Plastic locking lever with stainless steel inlay

Base

Bulkhead housing



Version	Cover	b (mm)	Type	Order No.
	without cover	29.3	HDC 06B ALU	1202100000
		29.3	HDC 06B ALU N	2488560000
	with cover	29.3	HDC 06B ADLU	1202500000
	with cover	29.3	HDC 06B ADLU N	2559320000

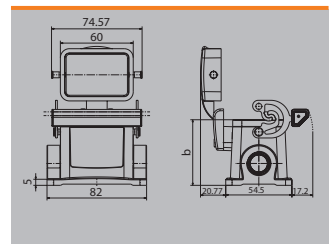


Note: N = Plastic locking lever with stainless steel inlay

Base housing



a	Version	Cover	b (mm)	Type	Order No.
M 20	w. threading			HDC 06B SLU 1M20G N	2637080000
M 20	w. threading	with cover	54	HDC 06B SDLU 1M20G N	2560720000
M 20	w. threading		54	HDC 06B SLU 2M20G	1788140000
M 20	w. threading	with cover	54	HDC 06B SDLU 2M20G	1788170000
M 25	w. threading		54	HDC 06B SLU 2M25G	1788130000
M 25	w. threading	without cover	54	HDC 06B SLU 2M25G N	2560860000
M 25	w. threading	with cover	54	HDC 06B SDLU 2M25G	1788160000
M 25	w. threading	with cover	54	HDC 06B SDLU 2M25G N	2560830000

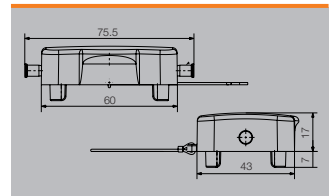


Note: N = Plastic locking lever with stainless steel inlay

Cover

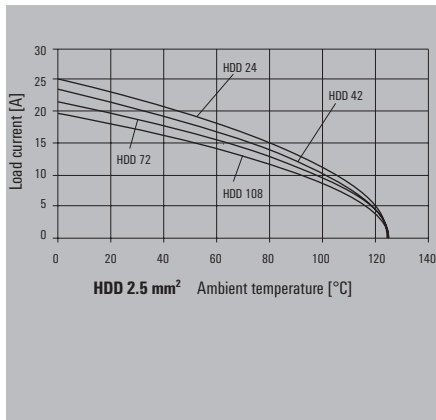
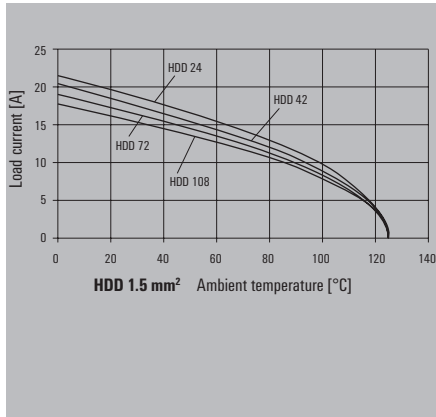


Version	Type	Order No.
For bases	HDC 06B DDDL 2B0	1665200000

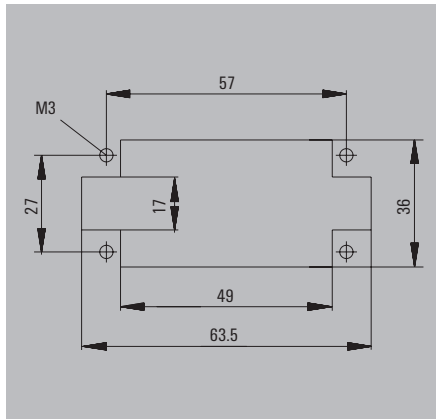


250 V, 10 A, size 4

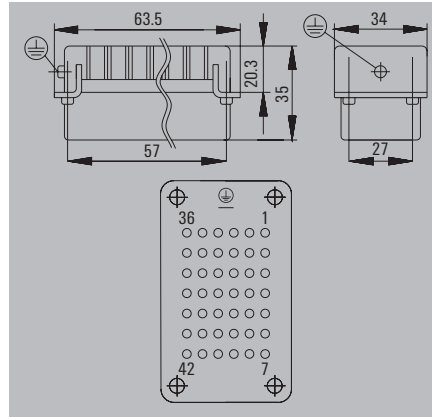

42 + ⊕



Installation cut-out



Male



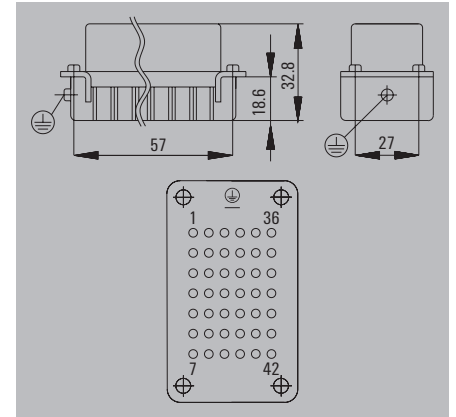
Ordering data

Type of connection	Type	Qty.	Order No.
Crimp connection	HDC HDD 42 MC	1	1651170000

Accessories

Type	Qty.	Order No.
<b>Crimp contacts, male - gold</b>		
HDC-C-HD-SM0.14-0.37AU	100	1651620000
HDC-C-HD-SM0.5AU	100	1651630000
HDC-C-HD-SM0.75-1.00AU	100	1651640000
HDC-C-HD-SM1.5AU	100	1651650000
HDC-C-HD-SM2.5AU	100	1651660000
<b>Crimp contacts, male - silver</b>		
HDC-C-HD-SM0.14-0.37AG	100	1651520000
HDC-C-HD-SM0.5AG	100	1651530000
HDC-C-HD-SM0.75-1.00AG	100	1601750000
HDC-C-HD-SM1.5AG	100	1651550000
HDC-C-HD-SM2.5AG	100	1651560000
<b>Tools</b>		
CTX CM 1.6/2.5	1	9018490000
REMOVAL TOOL HD	1	1866730000

Female



Ordering data

Type of connection	Type	Qty.	Order No.
Crimp connection	HDC HDD 42 FC	1	1651180000

Accessories

Type	Qty.	Order No.
<b>Crimp contacts, female - gold</b>		
HDC-C-HD-BM0.14-0.37AU	100	1651670000
HDC-C-HD-BM0.5AU	100	1651680000
HDC-C-HD-BM0.75-1.00AU	100	1651690000
HDC-C-HD-BM1.5AU	100	1651700000
HDC-C-HD-BM2.5AU	100	1651710000
<b>Crimp contacts, female - silver</b>		
HDC-C-HD-BM0.14-0.37AG	100	1651570000
HDC-C-HD-BM0.5AG	100	1651580000
HDC-C-HD-BM0.75-1.00AG	100	1601760000
HDC-C-HD-BM1.5AG	100	1651600000
HDC-C-HD-BM2.5AG	100	1651610000
<b>Tools</b>		
CTX CM 1.6/2.5	1	9018490000
REMOVAL TOOL HD	1	1866730000



Housing selection RockStar® IP65  
Size 4



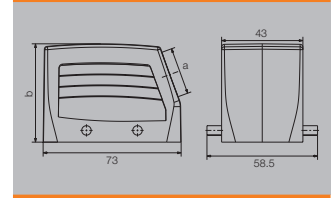
For additional housings, refer to  
Chapter D for IP65 / Chapter E for IP65 EMC /  
Chapter F for IP68 EMC

Hood

Plug housing, cable entry sideways



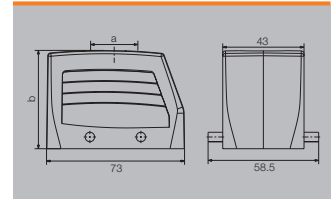
a	Version	Cover	b (mm)	Type	Order No.
M 20	w. threading		52	HDC 10B TSBU 1M20G	1787560000
M 25	w. threading		52	HDC 10B TSBU 1M25G	1787550000
M 25	w. threading		72	HDC 24D TSBU 1M25G	1787240000
M 32	w. threading		72	HDC 24D TSBU 1M32G	1787230000



Plug housing, cable entry at top



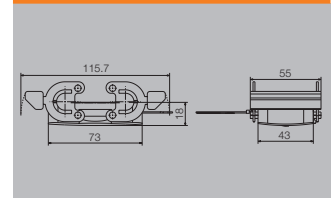
a	Version	Cover	b (mm)	Type	Order No.
M 20	w. threading		52	HDC 10B TOBU 1M20G	1787600000
M 25	w. threading		52	HDC 10B TOBU 1M25G	1787590000
M 25	w. threading		72	HDC 24D TOBU 1M25G	1787300000
M 32	w. threading		72	HDC 24D TOBU 1M32G	1787290000



Cover



Version	Type	Order No.
For hoods	HDC 10B DMDQ 2QB	1665240000
For hoods	HDC 10B DMDQ 2QB N	2559740000



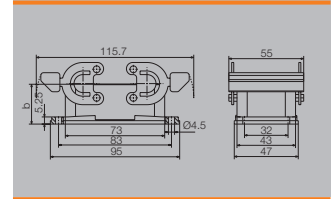
Note: N = Plastic locking lever with stainless steel inlay

Base

Bulkhead housing



Version	Cover	b (mm)	Type	Order No.
		29.5	HDC 10B ABU	1205000000
		29.5	HDC 10B ABU N	2488580000

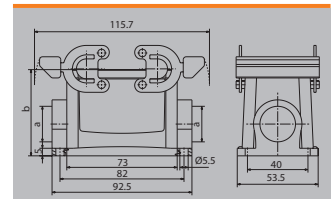


Note: N = Plastic locking lever with stainless steel inlay

Base housing



a	Version	Cover	b (mm)	Type	Order No.
M 20	w. threading		57	HDC 10B SBU 1M20G N	2560880000
M 20	w. threading		57	HDC 10B SBU 2M20G	1787640000
M 20	w. threading		57	HDC 10B SBU 2M20G N	2560890000
M 25	w. threading		57	HDC 10B SBU 1M25G N	2560900000
M 25	w. threading		57	HDC 10B SBU 2M25G	1787630000
M 25	w. threading		57	HDC 10B SBU 2M25G N	2560910000

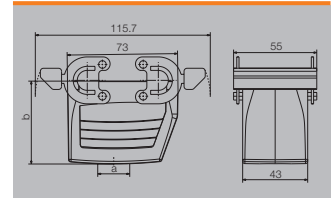


Note: N = Plastic locking lever with stainless steel inlay

Coupling housing



a	Version	Cover	b (mm)	Type	Order No.
M 20	w. threading		54.65	HDC 10B KBU 1M20G	1787720000
M 20	w. threading		54.65	HDC 10B KBU 1M20G N	2559860000

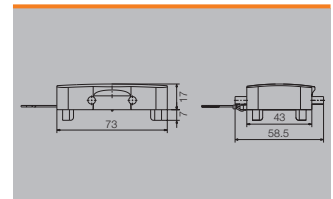


Note: N = Plastic locking lever with stainless steel inlay

Cover

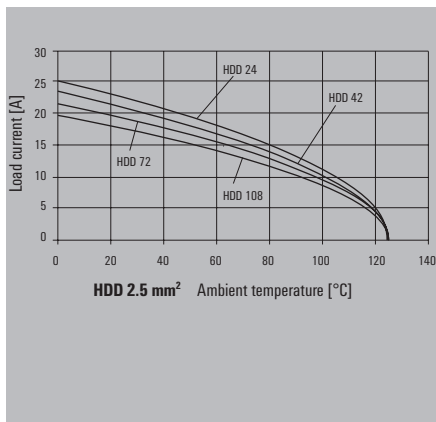
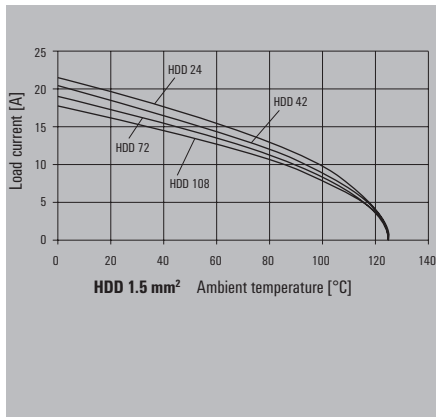


Version	Type	Order No.
For bases	HDC 10B DDDQ 480	1665230000

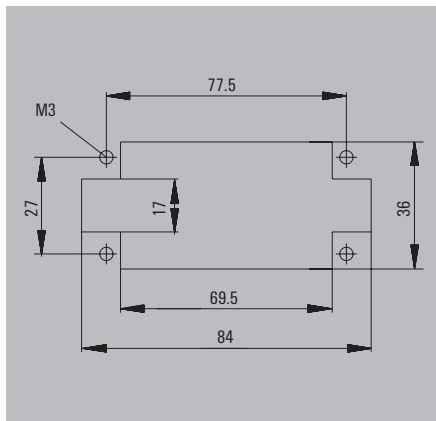


250 V, 10 A, size 6

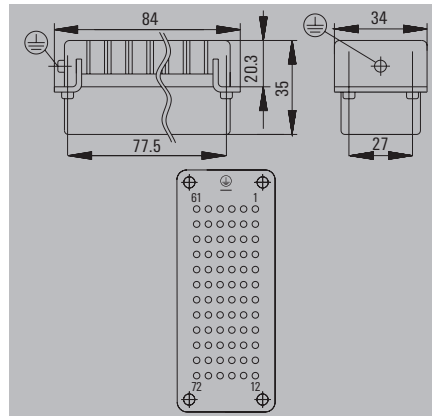
72 + ⊕



Installation cut-out



Male



Ordering data

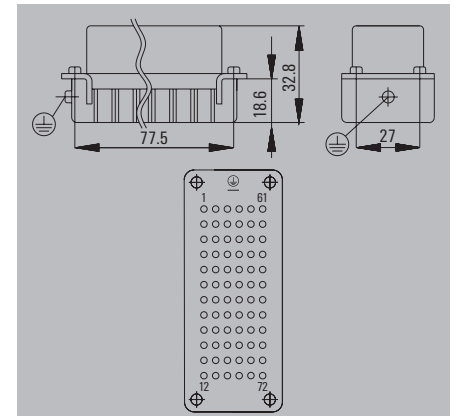

Type of connection	Type	Qty.	Order No.
Crimp connection	HDC HDD 72 MC	1	1651190000

We recommend the use of guide pins and sockets.

Accessories

Type	Qty.	Order No.
<b>Crimp contacts, male - gold</b>		
HDC-C-HD-SM0.14-0.37AU	100	1651620000
HDC-C-HD-SM0.5AU	100	1651630000
HDC-C-HD-SM0.75-1.00AU	100	1651640000
HDC-C-HD-SM1.5AU	100	1651650000
HDC-C-HD-SM2.5AU	100	1651660000
<b>Crimp contacts, male - silver</b>		
HDC-C-HD-SM0.14-0.37AG	100	1651520000
HDC-C-HD-SM0.5AG	100	1651530000
HDC-C-HD-SM0.75-1.00AG	100	1601750000
HDC-C-HD-SM1.5AG	100	1651550000
HDC-C-HD-SM2.5AG	100	1651560000
<b>Tools</b>		
CTX CM 1.6/2.5	1	9018490000
REMOVAL TOOL HD	1	1866730000

Female



Ordering data

Type of connection	Type	Qty.	Order No.
Crimp connection	HDC HDD 72 FC	1	1651200000

We recommend the use of guide pins and sockets.

Accessories

Type	Qty.	Order No.
<b>Crimp contacts, female - gold</b>		
HDC-C-HD-BM0.14-0.37AU	100	1651670000
HDC-C-HD-BM0.5AU	100	1651680000
HDC-C-HD-BM0.75-1.00AU	100	1651690000
HDC-C-HD-BM1.5AU	100	1651700000
HDC-C-HD-BM2.5AU	100	1651710000
<b>Crimp contacts, female - silver</b>		
HDC-C-HD-BM0.14-0.37AG	100	1651570000
HDC-C-HD-BM0.5AG	100	1651580000
HDC-C-HD-BM0.75-1.00AG	100	1601760000
HDC-C-HD-BM1.5AG	100	1651600000
HDC-C-HD-BM2.5AG	100	1651610000
<b>Tools</b>		
CTX CM 1.6/2.5	1	9018490000
REMOVAL TOOL HD	1	1866730000

Housing selection RockStar® IP65  
Size 6



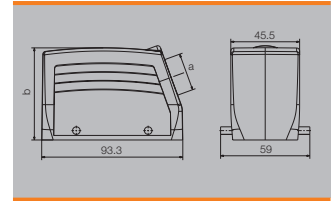
For additional housings, refer to  
Chapter D for IP65 / Chapter E for IP65 EMC /  
Chapter F for IP68 EMC

Hood

Plug housing, cable entry sideways



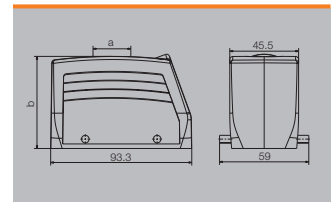
a	Version	Cover	b (mm)	Type	Order No.
M 25	w. threading		61	HDC 16B TSBU 1M25G	1788180000
M 25	w. threading		76	HDC 40D TSBU 1M25G	1787010000
M 32	w. threading		76	HDC 40D TSBU 1M32G	1787000000



Plug housing, cable entry at top



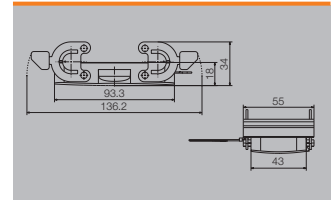
a	Version	Cover	b (mm)	Type	Order No.
M 25	w. threading		61	HDC 16B TOBU 1M25G	1788210000
M 25	w. threading		76	HDC 40D TOBU 1M25G	1787070000
M 32	w. threading		76	HDC 40D TOBU 1M32G	1787060000



Cover



Version	Type	Order No.
For hoods	HDC 16B DMDQ 2QB	1665270000



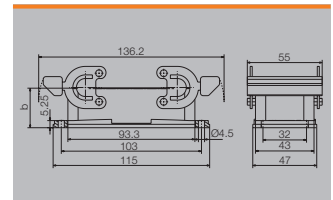
Base

Bulkhead housing



Version	Cover	b (mm)	Type	Order No.
		29	HDC 16B ABU	1208600000
		29	HDC 16B ABU N	2488590000

Note: N = Plastic locking lever with stainless steel inlay

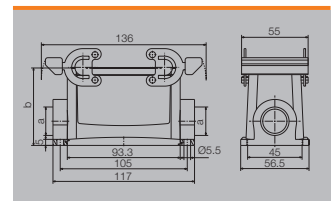


Base housing



a	Version	Cover	b (mm)	Type	Order No.
M 25	w. threading		64	HDC 16B SBU 1M25G N	2560740000
M 25	w. threading		64	HDC 16B SBU 2M25G	1788240000
M 25	w. threading		64	HDC 16B SBU 2M25G N	2560930000
M 25	w. threading		84	HDC 40D SBU 2M25G	1787120000
PG 21	w. threading		84	HDC 40D SBU 1M32G N	2561030000
M 32	w. threading		84	HDC 40D SBU 2M32G	1787110000

Note: N = Plastic locking lever with stainless steel inlay

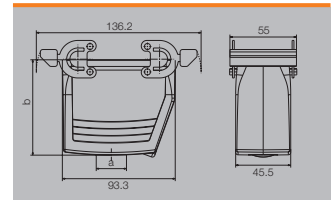


Coupling housing



a	Version	Cover	b (mm)	Type	Order No.
M 25	w. threading		78.6	HDC 40D KBU 1M25G	1787200000
PG 29	w. threading		79	HDC 40D KBU 1M25G N	2559890000
M 32	w. threading		78.6	HDC 40D KBU 1M32G	1787190000
PG 29	w. threading		79	HDC 40D KBU 1M32G N	2559900000
PG 29	w. threading		79	HDC 40D KBU 2M32G N	2545510000

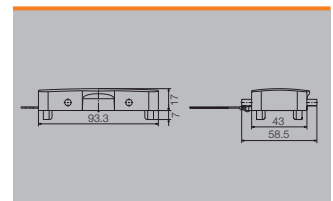
Note: N = Plastic locking lever with stainless steel inlay



Cover

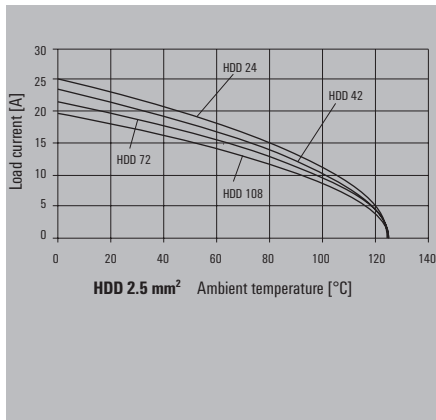
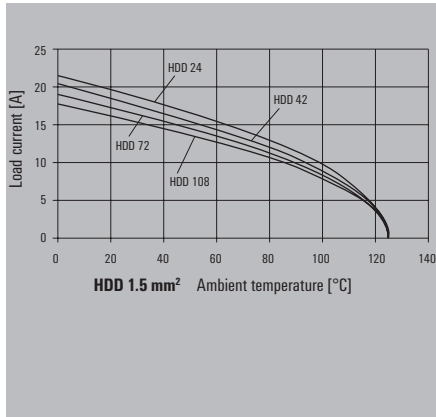


Version	Type	Order No.
For bases	HDC 16B DDDQ 4B0	1665260000

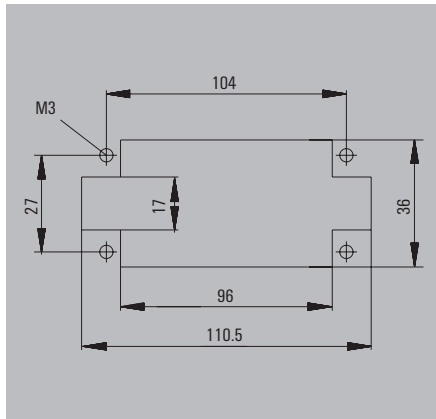


250 V, 10 A, size 8

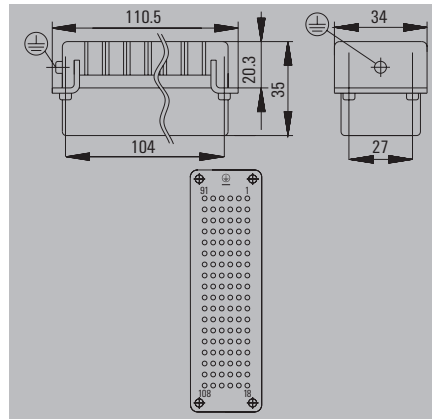
108 + ⊕



Installation cut-out



Male



Ordering data

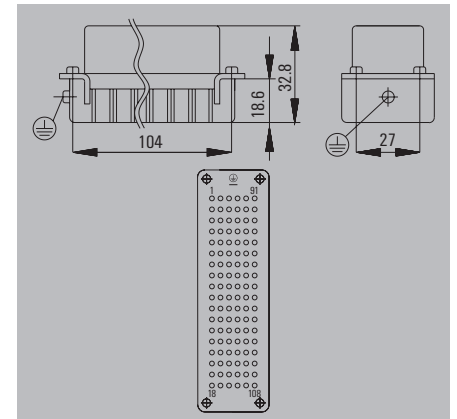
Type of connection	Type	Qty.	Order No.
Crimp connection	HDC HDD 108 MC	1	1651210000

We recommend the use of guide pins and sockets.

Accessories

Type	Qty.	Order No.
<b>Crimp contacts, male - gold</b>		
HDC-C-HD-SM0.14-0.37AU	100	1651620000
HDC-C-HD-SM0.5AU	100	1651630000
HDC-C-HD-SM0.75-1.00AU	100	1651640000
HDC-C-HD-SM1.5AU	100	1651650000
HDC-C-HD-SM2.5AU	100	1651660000
<b>Crimp contacts, male - silver</b>		
HDC-C-HD-SM0.14-0.37AG	100	1651520000
HDC-C-HD-SM0.5AG	100	1651530000
HDC-C-HD-SM0.75-1.00AG	100	1601750000
HDC-C-HD-SM1.5AG	100	1651550000
HDC-C-HD-SM2.5AG	100	1651560000
<b>Tools</b>		
CTX CM 1.6/2.5	1	9018490000
REMOVAL TOOL HD	1	1866730000

Female



Ordering data

Type of connection	Type	Qty.	Order No.
Crimp connection	HDC HDD 108 FC	1	1651220000

We recommend the use of guide pins and sockets.

Accessories

Type	Qty.	Order No.
<b>Crimp contacts, female - gold</b>		
HDC-C-HD-BM0.14-0.37AU	100	1651670000
HDC-C-HD-BM0.5AU	100	1651680000
HDC-C-HD-BM0.75-1.00AU	100	1651690000
HDC-C-HD-BM1.5AU	100	1651700000
HDC-C-HD-BM2.5AU	100	1651710000
<b>Crimp contacts, female - silver</b>		
HDC-C-HD-BM0.14-0.37AG	100	1651570000
HDC-C-HD-BM0.5AG	100	1651580000
HDC-C-HD-BM0.75-1.00AG	100	1601760000
HDC-C-HD-BM1.5AG	100	1651600000
HDC-C-HD-BM2.5AG	100	1651610000
<b>Tools</b>		
CTX CM 1.6/2.5	1	9018490000
REMOVAL TOOL HD	1	1866730000

Housing selection RockStar® IP65  
Size 8



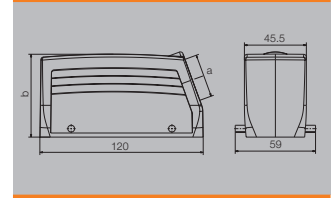
For additional housings, refer to  
Chapter D for IP65 / Chapter E for IP65 EMC /  
Chapter F for IP68 EMC

Hood

Plug housing, cable entry sideways



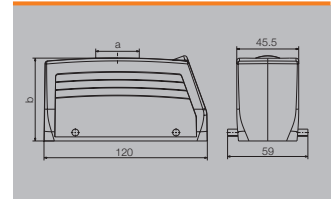
a	Version	Cover	b (mm)	Type	Order No.
M 25	w. threading		62.58	HDC 24B TSBU 1M25G	1787760000
M 25	w. threading		76	HDC 64D TSBU 1M25G	1786780000
M 32	w. threading		62.58	HDC 24B TSBU 1M32G	1787750000
M 32	w. threading		76	HDC 64D TSBU 1M32G	1786770000



Plug housing, cable entry at top



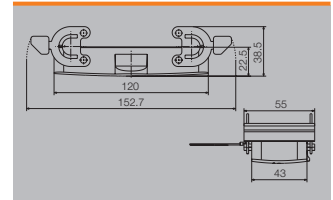
a	Version	Cover	b (mm)	Type	Order No.
M 25	w. threading		62.58	HDC 24B TOBU 1M25G	1787820000
M 32	w. threading		62.58	HDC 24B TOBU 1M32G	1787810000
M 32	w. threading		76	HDC 64D TOBU 1M32G	1786830000



Cover



Version	Type	Order No.
For hoods	HDC 24B DMDQ 2QB	1665640000
For hoods	HDC 24B DMDQ 2QB N	2559760000



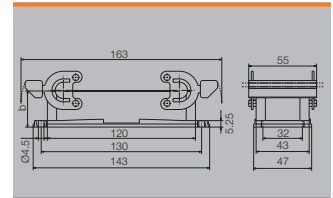
Note: N = Plastic locking lever with stainless steel inlay

Base

Bulkhead housing



Version	Cover	b (mm)	Type	Order No.
		29.5	HDC 24B ABU	1212400000
		29.5	HDC 24B ABU N	2488600000

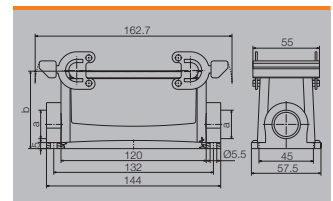


Note: N = Plastic locking lever with stainless steel inlay

Base housing



a	Version	Cover	b (mm)	Type	Order No.
M 25	w. threading		64	HDC 24B SBU 2M25G	1787870000
M 25	w. threading		64	HDC 24B SBU 2M25G N	2560970000
M 25	w. threading		84	HDC 64D SBU 2M25G	1786890000
M 32	w. threading		84	HDC 64D SBU 2M25G N	2561060000
M 32	w. threading		84	HDC 64D SBU 1M32G N	2561050000
M 32	w. threading		84	HDC 64D SBU 2M32G	1786880000

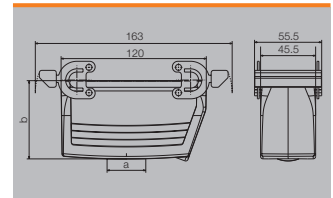


Note: N = Plastic locking lever with stainless steel inlay

Coupling housing



a	Version	Cover	b (mm)	Type	Order No.
M 25	w. threading		65	HDC 24B KBU 1M25G	1787920000
M 25	w. threading		65	HDC 24B KBU 1M25G N	2559870000
M 32	w. threading		65	HDC 24B KBU 2M32G N	2559880000
M 32	w. threading		79	HDC 64D KBU 1M32G	1786960000
M 32	w. threading		79	HDC 64D KBU 1M32G N	2559910000

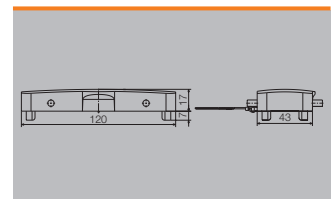


Note: N = Plastic locking lever with stainless steel inlay

Cover

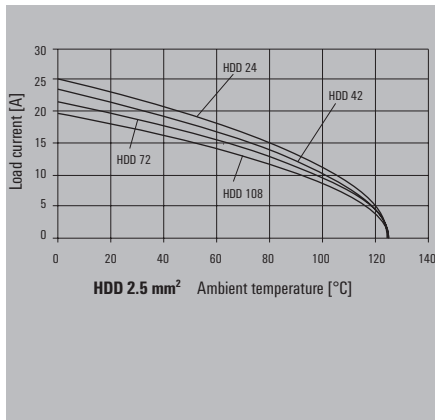
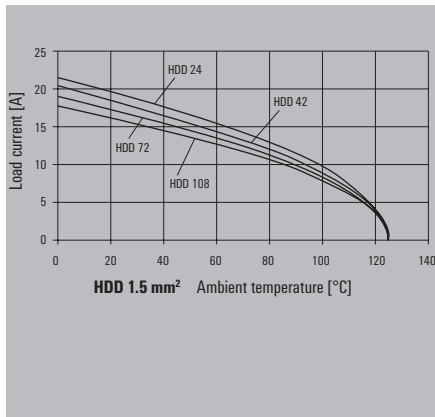


Version	Type	Order No.
For bases	HDC 24B DDDQ 4B0	1665630000

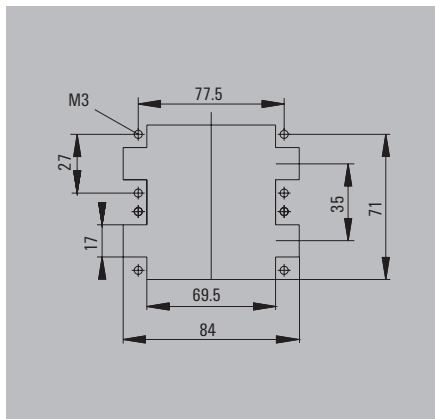


250 V, 10 A, size 10

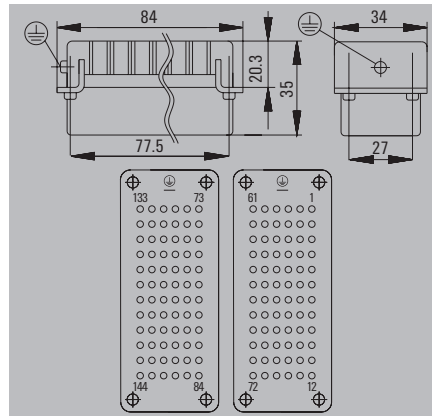
144 + ⊕



Installation cut-out



Male



Ordering data

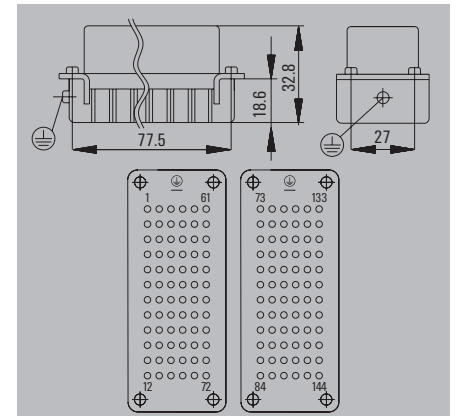
Type of connection	Type	Qty.	Order No.
Crimp connection	HDC HDD 72 MC	1	1651190000
Crimp connection	HDC HDD 72 MC 73-144	1	1651240000

We recommend the use of guide pins and sockets.

Accessories

Type	Qty.	Order No.
<b>Crimp contacts, male - gold</b>		
HDC-C-HD-SM0.14-0.37AU	100	1651620000
HDC-C-HD-SM0.5AU	100	1651630000
HDC-C-HD-SM0.75-1.00AU	100	1651640000
HDC-C-HD-SM1.5AU	100	1651650000
HDC-C-HD-SM2.5AU	100	1651660000
<b>Crimp contacts, male - silver</b>		
HDC-C-HD-SM0.14-0.37AG	100	1651520000
HDC-C-HD-SM0.5AG	100	1651530000
HDC-C-HD-SM0.75-1.00AG	100	1601750000
HDC-C-HD-SM1.5AG	100	1651550000
HDC-C-HD-SM2.5AG	100	1651560000
<b>Tools</b>		
CTX CM 1.6/2.5	1	9018490000
REMOVAL TOOL HD	1	1866730000

Female



Ordering data

Type of connection	Type	Qty.	Order No.
Crimp connection	HDC HDD 72 FC	1	1651200000
Crimp connection	HDC HDD 72 FC 73-144	1	1651260000

We recommend the use of guide pins and sockets.

Accessories

Type	Qty.	Order No.
<b>Crimp contacts, female - gold</b>		
HDC-C-HD-BM0.14-0.37AU	100	1651670000
HDC-C-HD-BM0.5AU	100	1651680000
HDC-C-HD-BM0.75-1.00AU	100	1651690000
HDC-C-HD-BM1.5AU	100	1651700000
HDC-C-HD-BM2.5AU	100	1651710000
<b>Crimp contacts, female - silver</b>		
HDC-C-HD-BM0.14-0.37AG	100	1651570000
HDC-C-HD-BM0.5AG	100	1651580000
HDC-C-HD-BM0.75-1.00AG	100	1601760000
HDC-C-HD-BM1.5AG	100	1651600000
HDC-C-HD-BM2.5AG	100	1651610000
<b>Tools</b>		
CTX CM 1.6/2.5	1	9018490000
REMOVAL TOOL HD	1	1866730000

Housing selection RockStar® IP65  
Size 10



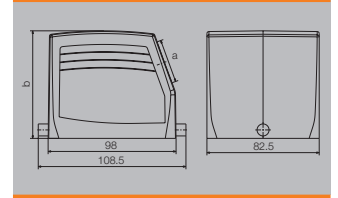
For additional housings, refer to chapter D for IP65

Hood

Plug housing, cable entry sideways



a	Version	Cover	b (mm)	Type	Order No.
M 32	w. threading		79	HDC 32B TSLU 1M32G	1788420000

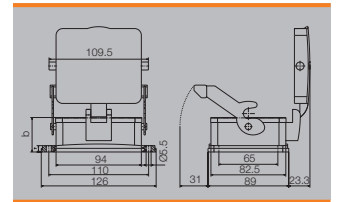


Base

Bulkhead housing



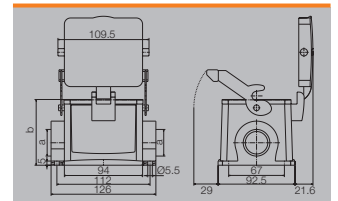
Version	Cover	b (mm)	Type	Order No.
		38	HDC 32B ALU	1219500000
	with cover	55	HDC 32B ADLU	1219800000



Base housing



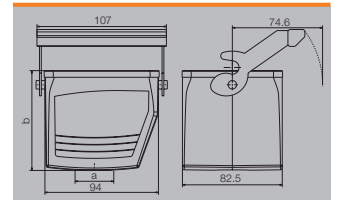
a	Version	Cover	b (mm)	Type	Order No.
M 32	w. threading		79	HDC 32B SLU 2M32G	1788470000
M 32	w. threading	with cover	96	HDC 32B SDLU 2M32G	1788490000



Coupling housing

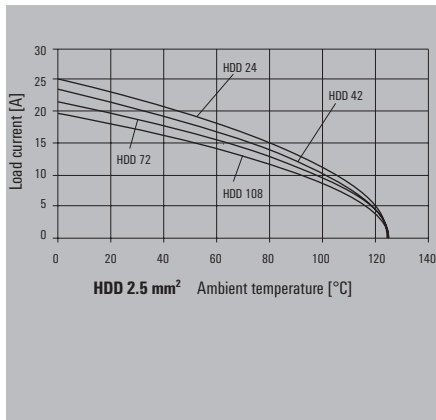
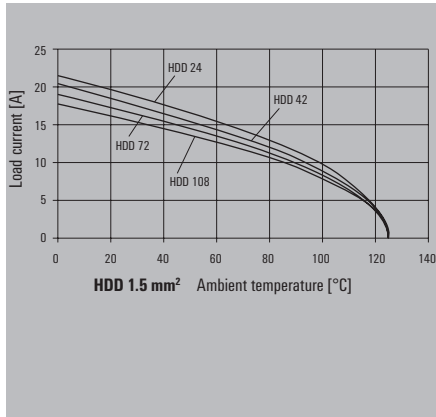


a	Version	Cover	b (mm)	Type	Order No.
M 32	w. threading		83	HDC 32B KLU 1M32G	1788500000

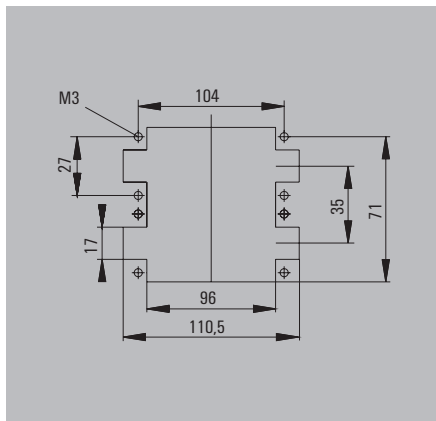


250 V, 10 A, size 12

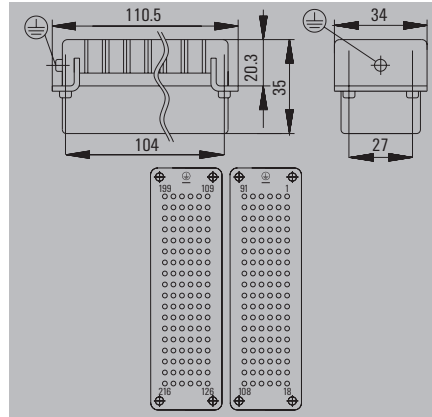
216 + ⊕



Installation cut-out



Male



Ordering data

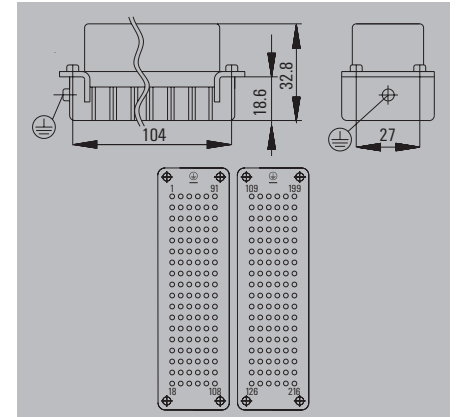
Type of connection	Type	Qty.	Order No.
Crimp connection	HDC HDD 108 MC	1	1651210000
Crimp connection	HDC HDD 108 MC 109-216	1	1651280000

We recommend the use of guide pins and sockets.

Accessories

Type	Qty.	Order No.
<b>Crimp contacts, male - gold</b>		
HDC-C-HD-SM0.14-0.37AU	100	1651620000
HDC-C-HD-SM0.5AU	100	1651630000
HDC-C-HD-SM0.75-1.00AU	100	1651640000
HDC-C-HD-SM1.5AU	100	1651650000
HDC-C-HD-SM2.5AU	100	1651660000
<b>Crimp contacts, male - silver</b>		
HDC-C-HD-SM0.14-0.37AG	100	1651520000
HDC-C-HD-SM0.5AG	100	1651530000
HDC-C-HD-SM0.75-1.00AG	100	1601750000
HDC-C-HD-SM1.5AG	100	1651550000
HDC-C-HD-SM2.5AG	100	1651560000
<b>Tools</b>		
CTX CM 1.6/2.5	1	9018490000
REMOVAL TOOL HD	1	1866730000

Female



Ordering data

Type of connection	Type	Qty.	Order No.
Crimp connection	HDC HDD 108 FC	1	1651220000
Crimp connection	HDC HDD 108 FC 109-216	1	1651300000

We recommend the use of guide pins and sockets.

Accessories

Type	Qty.	Order No.
<b>Crimp contacts, female - gold</b>		
HDC-C-HD-BM0.14-0.37AU	100	1651670000
HDC-C-HD-BM0.5AU	100	1651680000
HDC-C-HD-BM0.75-1.00AU	100	1651690000
HDC-C-HD-BM1.5AU	100	1651700000
HDC-C-HD-BM2.5AU	100	1651710000
<b>Crimp contacts, female - silver</b>		
HDC-C-HD-BM0.14-0.37AG	100	1651570000
HDC-C-HD-BM0.5AG	100	1651580000
HDC-C-HD-BM0.75-1.00AG	100	1601760000
HDC-C-HD-BM1.5AG	100	1651600000
HDC-C-HD-BM2.5AG	100	1651610000
<b>Tools</b>		
CTX CM 1.6/2.5	1	9018490000
REMOVAL TOOL HD	1	1866730000



## Housing selection RockStar® IP65 Size 12



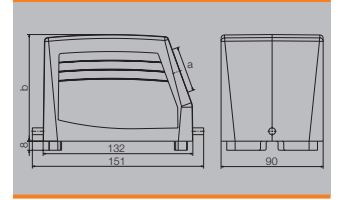
For additional housings, refer to  
chapter D for IP65

### Hood

#### Plug housing, cable entry sideways



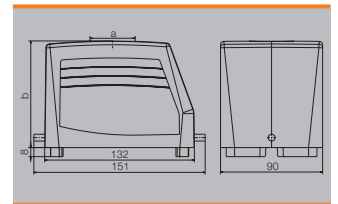
a	Version	Cover	b (mm)	Type	Order No.
M 32	w. threading		94	HDC 48B TSLU 1M32G	1788320000
M 40	w. threading		94	HDC 48B TSLU 1M40G	1788310000
M 50	w. threading		94	HDC 48B TSLU 1M50G	1788330000



#### Plug housing, cable entry at top



a	Version	Cover	b (mm)	Type	Order No.
M 32	w. threading		94	HDC 48B TOLU 1M32G	1788350000
M 50	w. threading		94	HDC 48B TOLU 1M50G	1788330000

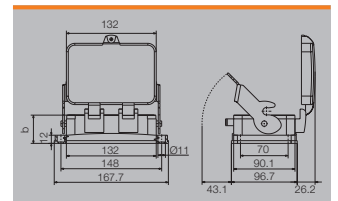


### Base

#### Bulkhead housing



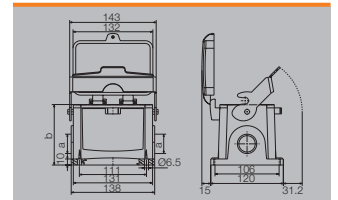
Version	Cover	b (mm)	Type	Order No.
	with cover	62	HDC 48B ADLU	1222900000



#### Base housing




a	Version	Cover	b (mm)	Type	Order No.
M 32	w. threading		100	HDC 48B SLU 2M32G	1788370000
M 32	w. threading	with cover	120	HDC 48B SDLU 2M32G	1788390000
M 40	w. threading		100	HDC 48B SLU 2M40G	1788360000



# HVE series

Weidmüller high-voltage inserts are equipped with lagging contacts. This results in more security during real operations.



## Technical data







Standards/approvals	
Standards	DIN EN 61984 DIN EN 60664-1
Approvals	UL/CSA**
Inserts	
No. of poles	3 + 2, 6 + 2, 10 + 2
Rated voltage	830 V
Rated voltage to UL/CSA	600 V
Rated current	20 A
Rated impulse withstand voltage	8 kV
Pollution severity	3 (1000 V / 8 kV / 2)
Insulation resistance	≥ 1010 Ω
Material	Glass-fibre reinforced PC (in UL list and approved for railway applications)
Temperature range	-40 °C to +125 °C
Flammability to UL 94	V-0
Mechanical service life	
- Plugging cycles Ag - Surface	≥ 500
Contact resistance	≤ 2 mΩ
Contacts/Material	
Contacts	Copper alloy
Surface	Passivated silver
Clamping range/Stripping length	
- Screw connection	0.5 - 2.5 mm <sup>2</sup> (AWG 20 - 14) / 8 mm
- Tension clamp connection	0.25 - 2.5 mm <sup>2</sup> (AWG 24 - 14) / 8 mm
Clamping torque	
- Screw connection	0.5 - 0.55 Nm
SD blades	
- Screw connection	0.6 x 3.5 oder PZ0
- Tension clamp connection	0.5 x 3 oder 0.6 x 3.5
PE connection	
- Clamping range	0.5 - 4 mm <sup>2</sup>
- solid/stranded	0.5 - 4 mm <sup>2</sup> / 0.5 - 4 mm <sup>2</sup>
- flexible/flexible with wire end ferrule, DIN 46228 pt. 1	0.5 - 4 mm <sup>2</sup> / 0.5 - 4 mm <sup>2</sup>
- AWG conductor	AWG 20 - 12
- Stripping length	10 mm
- Clamping torque	1.2 - 1.5 Nm
- Blade dimensions	SD 0.8 x 4 mm oder PZ1

### Note:

When used properly and as designated, the listed connectors may not be connected or disconnected if there is a live voltage or load! Rated voltage determined on the basis of DIN EN 61984 section 6.19.2.2.  
500 V for signal contact.

\*\* For screw connection

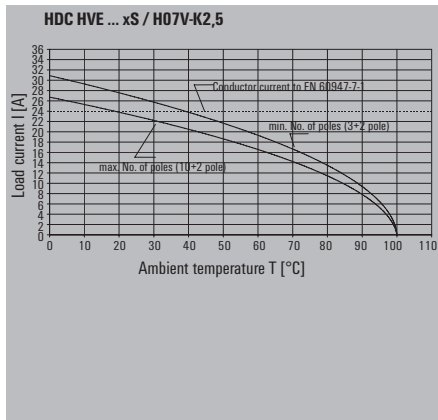
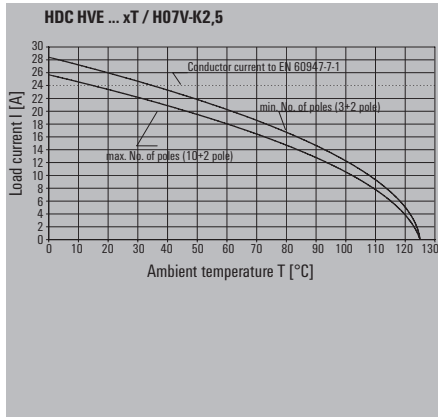
## Overview

		Size	Rated voltage	Rated current	No. of poles	Tension clamp connection	TOP connection	Screw conn. with wire guard spring	Crimp connection	PUSH IN connection	Page
		4	830 V	20 A	3 + 2 + ⊕	•		•			B.82
		6	830 V	20 A	6 + 2 + ⊕	•		•			B.84
		8	830 V	20 A	10 + 2 + ⊕	•		•			B.86

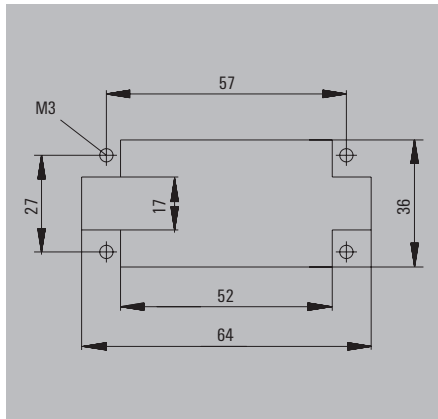
HVE series

830 V, 20 A, size 4

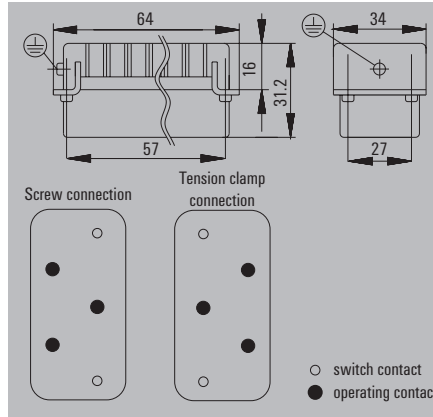
3 + 2 + ⊕



Installation cut-out



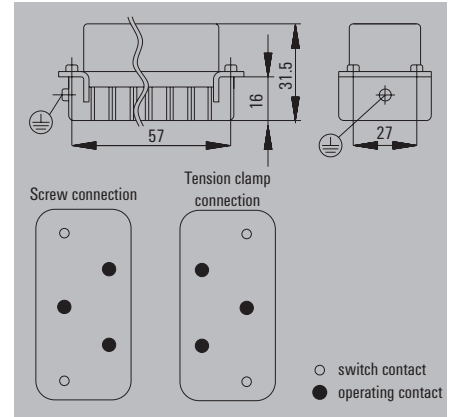

Male



Ordering data

Type of connection	Type	Qty.	Order No.
Screw connection	HDC HVE 3+2 MS	1	1651310000
Tension-clamp conn.	HDC HVE 3+2 MT C/H	1	1967230000

Female



Ordering data

Type of connection	Type	Qty.	Order No.
Screw connection	HDC HVE 3+2 FS	1	1651320000
Tension-clamp conn.	HDC HVE 3+2 FT C/H	1	1967220000

Housing selection RockStar® IP65  
Size 4

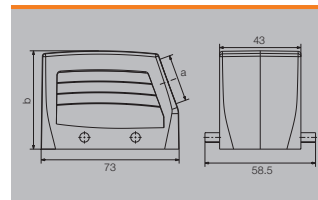
➔ For additional housings, refer to  
Chapter D for IP65 / Chapter E for IP65 EMC /  
Chapter F for IP68 EMC

Hood

Plug housing, cable entry sideways



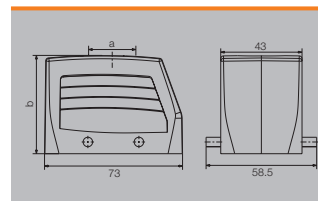
a	Version	Cover	b (mm)	Type	Order No.
M 20	w. threading		52	HDC 10B TSBU 1M20G	1787560000
M 25	w. threading		52	HDC 10B TSBU 1M25G	1787550000
M 25	w. threading		72	HDC 24D TSBU 1M25G	1787240000
M 32	w. threading		72	HDC 24D TSBU 1M32G	1787230000



Plug housing, cable entry at top



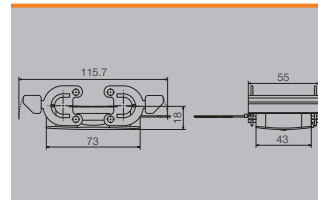
a	Version	Cover	b (mm)	Type	Order No.
M 20	w. threading		52	HDC 10B TOBU 1M20G	1787600000
M 25	w. threading		52	HDC 10B TOBU 1M25G	1787590000
M 25	w. threading		72	HDC 24D TOBU 1M25G	1787300000
M 32	w. threading		72	HDC 24D TOBU 1M32G	1787290000



Cover



Version	Type	Order No.
For hoods	HDC 10B DMDQ 2QB	1665240000
For hoods	HDC 10B DMDQ 2QB N	2559740000



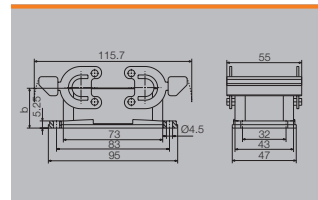
Note: N = Plastic locking lever with stainless steel inlay

Base

Bulkhead housing



Version	Cover	b (mm)	Type	Order No.
		29.5	HDC 10B ABU	1205000000
		29.5	HDC 10B ABU N	2488580000

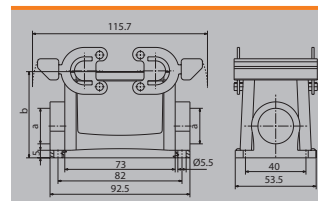


Note: N = Plastic locking lever with stainless steel inlay

Base housing



a	Version	Cover	b (mm)	Type	Order No.
M 20	w. threading		57	HDC 10B SBU 1M20G N	2560880000
M 20	w. threading		57	HDC 10B SBU 2M20G	1787640000
M 20	w. threading		57	HDC 10B SBU 2M20G N	2560890000
M 25	w. threading		57	HDC 10B SBU 1M25G N	2560900000
M 25	w. threading		57	HDC 10B SBU 2M25G	1787630000
M 25	w. threading		57	HDC 10B SBU 2M25G N	2560910000

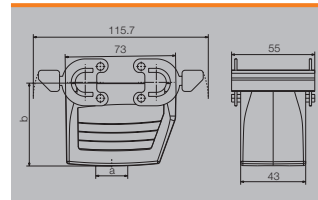


Note: N = Plastic locking lever with stainless steel inlay

Coupling housing



a	Version	Cover	b (mm)	Type	Order No.
M 20	w. threading		54.65	HDC 10B KBU 1M20G	1787720000
M 20	w. threading		54.65	HDC 10B KBU 1M20G N	2559860000

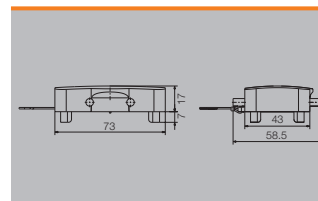


Note: N = Plastic locking lever with stainless steel inlay

Cover



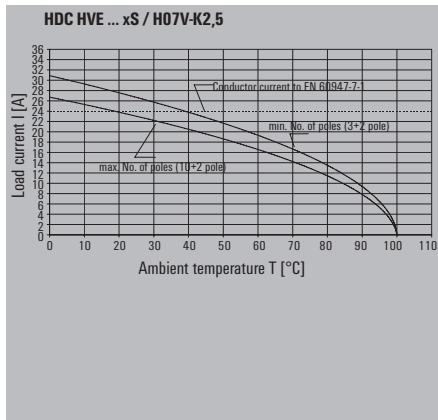
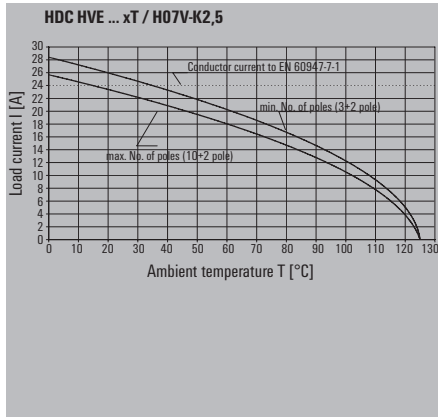
Version	Type	Order No.
For bases	HDC 10B DDDQ 480	1665230000



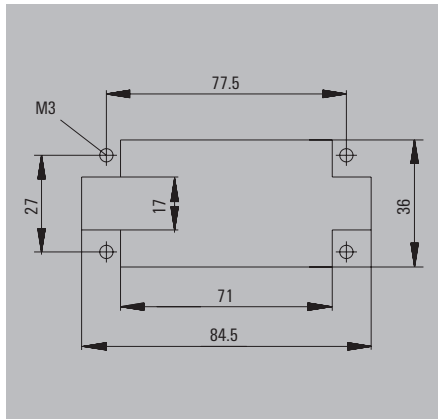
HVE series

830 V, 20 A, size 6

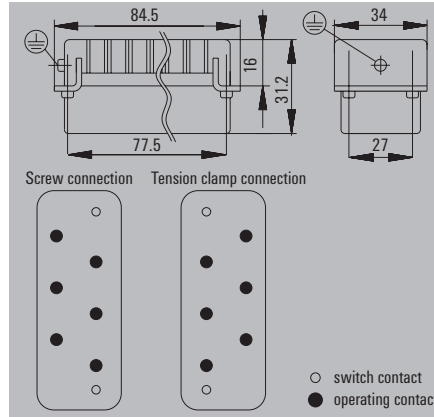
6 + 2 + ⊕



Installation cut-out



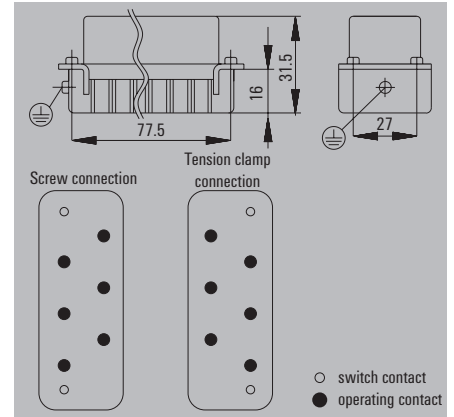
Male



Ordering data

Type of connection	Type	Qty.	Order No.
Screw connection	HDC HVE 6+2 MS	1	1651330000
Tension-clamp conn.	HDC HVE 6+2 MT C/H	1	1967250000

Female



Ordering data

Type of connection	Type	Qty.	Order No.
Screw connection	HDC HVE 6+2 FS	1	1651340000
Tension-clamp conn.	HDC HVE 6+2 FT C/H	1	1967240000

Housing selection RockStar® IP65  
Size 6

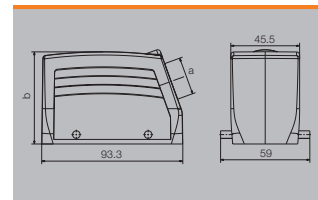
➔ For additional housings, refer to  
Chapter D for IP65 / Chapter E for IP65 EMC /  
Chapter F for IP68 EMC

Hood

Plug housing, cable entry sideways



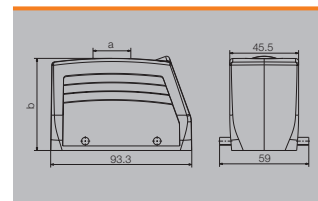
a	Version	Cover	b (mm)	Type	Order No.
M 25	w. threading		61	HDC 16B TSBU 1M25G	1788180000
M 25	w. threading		76	HDC 40D TSBU 1M25G	1787010000
M 32	w. threading		76	HDC 40D TSBU 1M32G	1787000000



Plug housing, cable entry at top



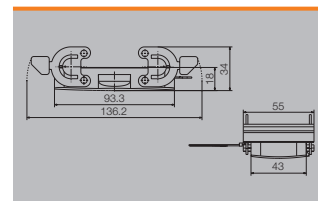
a	Version	Cover	b (mm)	Type	Order No.
M 25	w. threading		61	HDC 16B TOBU 1M25G	1788210000
M 25	w. threading		76	HDC 40D TOBU 1M25G	1787070000
M 32	w. threading		76	HDC 40D TOBU 1M32G	1787060000



Cover



Version	Type	Order No.
For hoods	HDC 16B DMDQ 2QB	1665270000



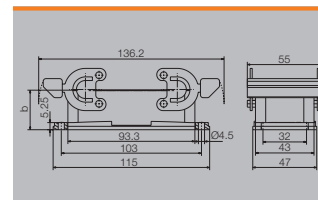
Base

Bulkhead housing



Version	Cover	b (mm)	Type	Order No.
		29	HDC 16B ABU	1208600000
		29	HDC 16B ABU N	2488590000

Note: N = Plastic locking lever with stainless steel inlay

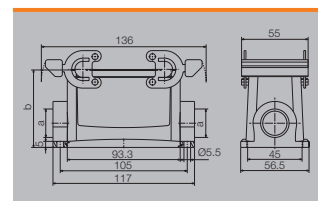


Base housing



a	Version	Cover	b (mm)	Type	Order No.
M 25	w. threading		64	HDC 16B SBU 1M25G N	2560740000
M 25	w. threading		64	HDC 16B SBU 2M25G	1788240000
M 25	w. threading		64	HDC 16B SBU 2M25G N	2560930000
M 25	w. threading		84	HDC 40D SBU 2M25G	1787120000
PG 21	w. threading		84	HDC 40D SBU 1M32G N	2561030000
M 32	w. threading		84	HDC 40D SBU 2M32G	1787110000

Note: N = Plastic locking lever with stainless steel inlay

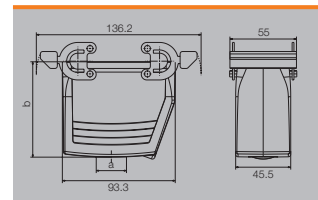


Coupling housing



a	Version	Cover	b (mm)	Type	Order No.
M 25	w. threading		78.6	HDC 40D KBU 1M25G	1787200000
PG 29	w. threading		79	HDC 40D KBU 1M25G N	2559890000
M 32	w. threading		78.6	HDC 40D KBU 1M32G	1787190000
PG 29	w. threading		79	HDC 40D KBU 1M32G N	2559900000
PG 29	w. threading		79	HDC 40D KBU 2M32G N	2545510000

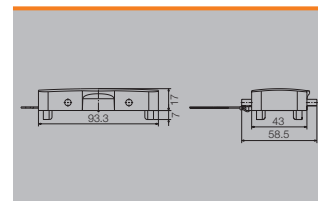
Note: N = Plastic locking lever with stainless steel inlay



Cover



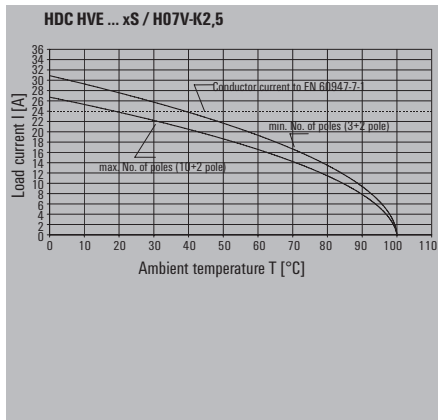
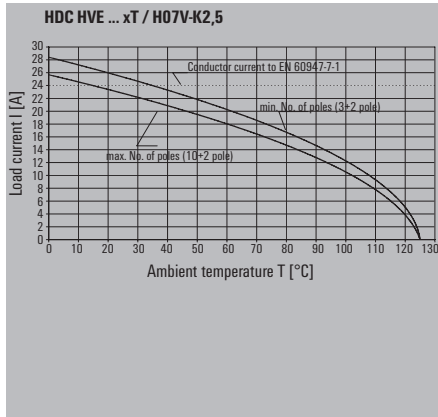
Version	Type	Order No.
For bases	HDC 16B DDDQ 4B0	1665260000



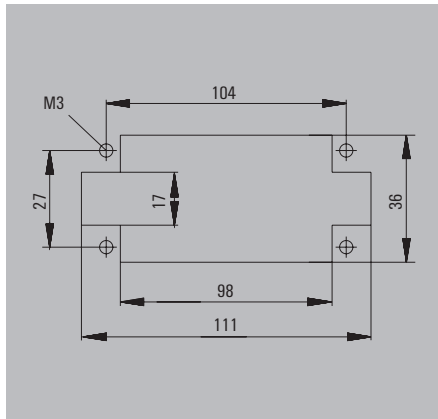
HVE series

830 V, 20 A, size 8

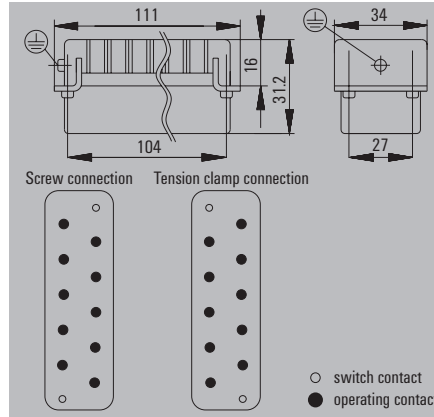
10 + 2 + ⊕



Installation cut-out



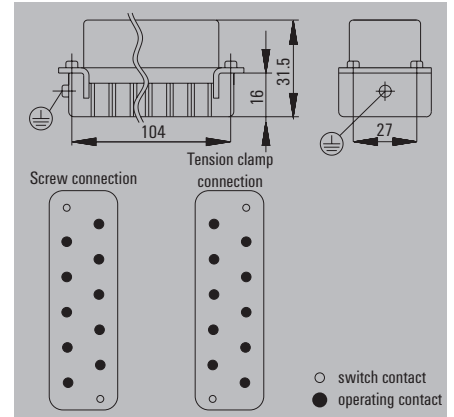

Male



Ordering data

Type of connection	Type	Qty.	Order No.
Screw connection	HDC HVE 10+2 MS	1	1651350000
Tension-clamp conn.	HDC HVE 10+2 MT Cth	1	1967210000

Female



Ordering data

Type of connection	Type	Qty.	Order No.
Screw connection	HDC HVE 10+2 FS	1	1651360000
Tension-clamp conn.	HDC HVE 10+2 FT Cth	1	1967260000



Housing selection RockStar® IP65  
Size 8

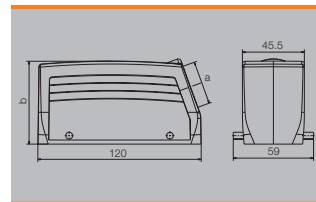
For additional housings, refer to  
Chapter D for IP65 / Chapter E for IP65 EMC /  
Chapter F for IP68 EMC

Hood

Plug housing, cable entry sideways



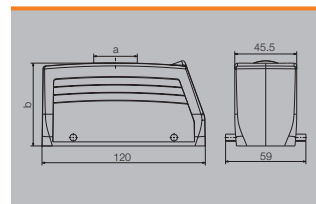
a	Version	Cover	b (mm)	Type	Order No.
M 25	w. threading		62.58	HDC 24B TSBU 1M25G	1787760000
M 25	w. threading		76	HDC 64D TSBU 1M25G	1786780000
M 32	w. threading		62.58	HDC 24B TSBU 1M32G	1787750000
M 32	w. threading		76	HDC 64D TSBU 1M32G	1786770000



Plug housing, cable entry at top



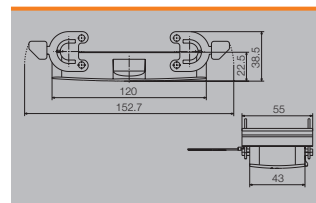
a	Version	Cover	b (mm)	Type	Order No.
M 25	w. threading		62.58	HDC 24B TOBU 1M25G	1787820000
M 32	w. threading		62.58	HDC 24B TOBU 1M32G	1787810000
M 32	w. threading		76	HDC 64D TOBU 1M32G	1786830000



Cover



Version	Type	Order No.
For hoods	HDC 24B DMDQ 2QB	1665640000
For hoods	HDC 24B DMDQ 2QB N	2559760000



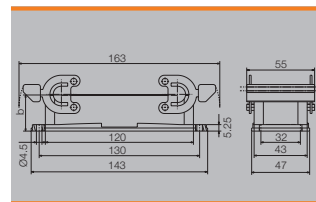
Note: N = Plastic locking lever with stainless steel inlay

Base

Bulkhead housing



Version	Cover	b (mm)	Type	Order No.
		29.5	HDC 24B ABU	1212400000
		29.5	HDC 24B ABU N	2488600000

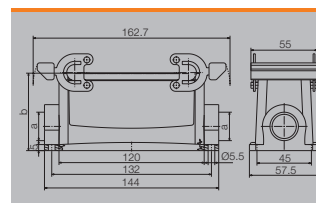


Note: N = Plastic locking lever with stainless steel inlay

Base housing



a	Version	Cover	b (mm)	Type	Order No.
M 25	w. threading		64	HDC 24B SBU 2M25G	1787870000
M 25	w. threading		64	HDC 24B SBU 2M25G N	2560970000
M 25	w. threading		84	HDC 64D SBU 2M25G	1786890000
M 32	w. threading		84	HDC 64D SBU 2M25G N	2561060000
M 32	w. threading		84	HDC 64D SBU 1M32G N	2561050000
M 32	w. threading		84	HDC 64D SBU 2M32G	1786880000

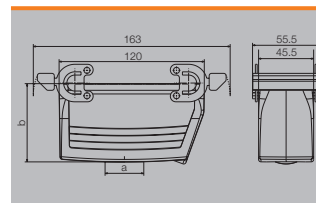


Note: N = Plastic locking lever with stainless steel inlay

Coupling housing



a	Version	Cover	b (mm)	Type	Order No.
M 25	w. threading		65	HDC 24B KBU 1M25G	1787920000
M 25	w. threading		65	HDC 24B KBU 1M25G N	2559870000
M 32	w. threading		65	HDC 24B KBU 2M32G N	2559880000
M 32	w. threading		79	HDC 64D KBU 1M32G	1786960000
M 32	w. threading		79	HDC 64D KBU 1M32G N	2559910000

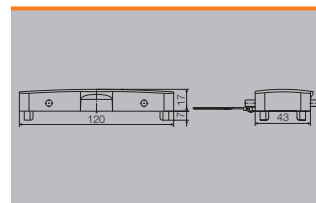


Note: N = Plastic locking lever with stainless steel inlay

Cover




Version	Type	Order No.
For bases	HDC 24B DDDQ 4B0	1665630000



# HSB series

Safe: Our HSB inserts are equipped with screw connections, including wire protection springs. They transmit currents up to 35 A per contact.







## Technical data

Standards/approvals	
Standards	DIN EN 61984 DIN EN 60664-1
Approvals	UL/CSA
Inserts	
No. of poles	6, 12
Rated voltage	400 V
Rated voltage to UL/CSA	600 V
Rated current	35 A
Rated impulse withstand voltage	6 kV
Pollution severity	3
Insulation resistance	≥ 10 <sup>10</sup> Ω
Material	Glass-fibre reinforced PC (in UL list and approved for railway applications)
Temperature range	-40 °C to +125 °C
Flammability to UL 94	V-0
Mechanical service life	
- Plugging cycles Ag-Surface	≥ 500
- Plugging cycles Au-Surface	≥ 500
Contact resistance	
Screw connection	≤ 2 mΩ
Contacts/Material	
Sockets and plug-in contact	Copper alloy
Surface	Passivated silver
Screw connection	
- Clamping range	0.5 - 6 mm <sup>2</sup> (AWG 20 - 10)
- Stripping length	11 mm
- flex. with wire end ferrule acc. to DIN 46228 pt. 1	4 mm <sup>2</sup>
Clamping torque	
- Screw connection	1.2 - 1.5 Nm
SD blades	0.6 x 3.5 or 0.8 x 4 mm
PE connection	
- Clamping range	0.5 - 6 mm <sup>2</sup>
- solid/stranded	0.5 - 6 mm <sup>2</sup> / 0.5 - 6 mm <sup>2</sup>
- flexible/flexible with wire end ferrule, DIN 46228 pt. 1	0.5 - 6 mm <sup>2</sup> / 0.5 - 6 mm <sup>2</sup>
- AWG conductor	AWG 20 - 10
- Stripping length	10 mm
- Clamping torque	2 - 2.5 Nm
- Blade dimensions	SD 1 x 5.5 mm or PZ2

**Note:**


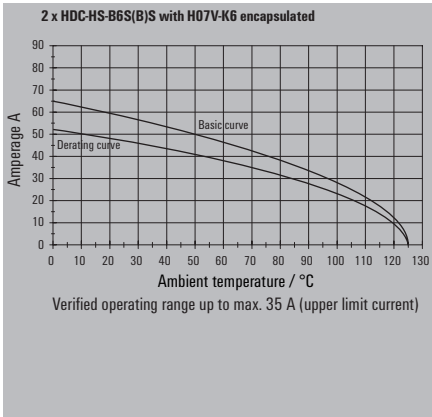
When used properly and as designated, the listed connectors may not be connected or disconnected if there is a live voltage or load! When connecting flexible conductor with a screw connection, you should use ferrules, according to DIN 46228, section 1.

Overview

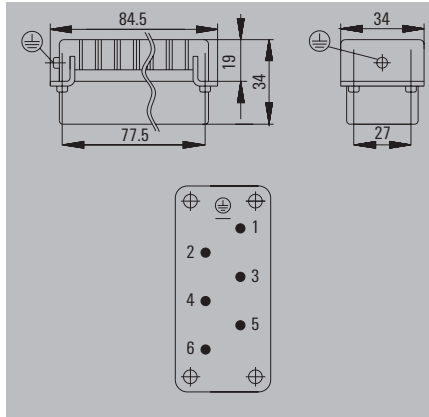
		Size	Rated voltage	Rated current	No. of poles	Tension clamp connection	TOP connection	Screw conn. with wire guard spring	Crimp connection	PUSH IN connection	Page
		6	400 V	35 A	6 + ⊕			•			B.90
		10	400 V	35 A	12 + ⊕			•			B.92

400 V, 35 A, size 6

6 + ⊕



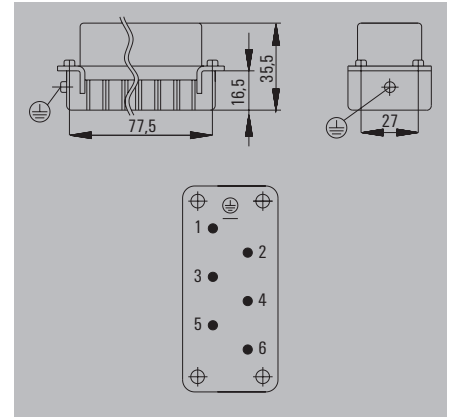
Male



Ordering data

Type of connection	Type	Qty.	Order No.
Screw connection	HDC HSB 6 MS	1	1498700000

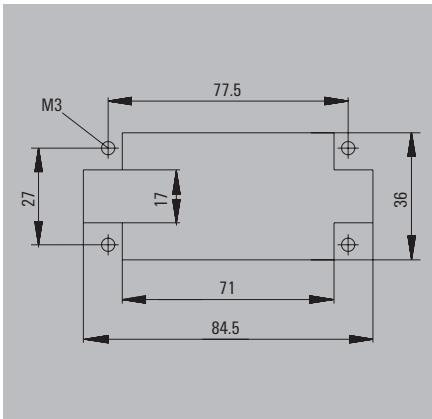
Female



Ordering data

Type of connection	Type	Qty.	Order No.
Screw connection	HDC HSB 6 FS	1	1498900000

Installation cut-out



Housing selection RockStar® IP65  
Size 6



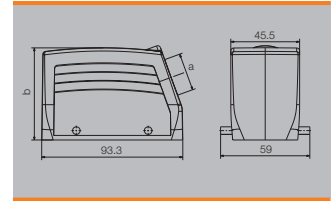
For additional housings, refer to  
Chapter D for IP65 / Chapter E for IP65 EMC /  
Chapter F for IP68 EMC

Hood

Plug housing, cable entry sideways



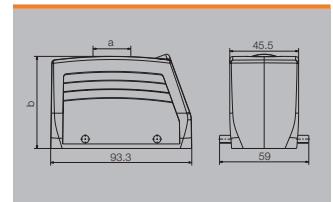
a	Version	Cover	b (mm)	Type	Order No.
M 25	w. threading		61	HDC 16B TSBU 1M25G	1788180000
M 25	w. threading		76	HDC 40D TSBU 1M25G	1787010000
M 32	w. threading		76	HDC 40D TSBU 1M32G	1787000000



Plug housing, cable entry at top



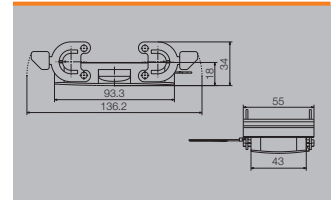
a	Version	Cover	b (mm)	Type	Order No.
M 25	w. threading		61	HDC 16B TOBU 1M25G	1788210000
M 25	w. threading		76	HDC 40D TOBU 1M25G	1787070000
M 32	w. threading		76	HDC 40D TOBU 1M32G	1787060000



Cover



Version	Type	Order No.
For hoods	HDC 16B DMDQ 2QB	1665270000



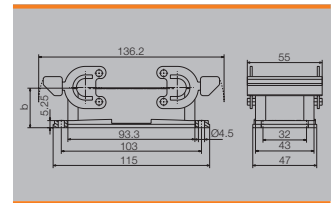
Base

Bulkhead housing



Version	Cover	b (mm)	Type	Order No.
		29	HDC 16B ABU	1208600000
		29	HDC 16B ABU N	2488590000

Note: N = Plastic locking lever with stainless steel inlay

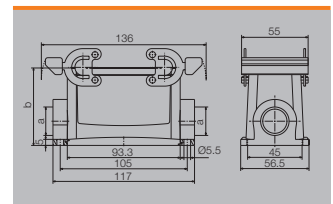


Base housing



a	Version	Cover	b (mm)	Type	Order No.
M 25	w. threading		64	HDC 16B SBU 1M25G N	2560740000
M 25	w. threading		64	HDC 16B SBU 2M25G	1788240000
M 25	w. threading		64	HDC 16B SBU 2M25G N	2560930000
M 25	w. threading		84	HDC 40D SBU 2M25G	1787120000
PG 21	w. threading		84	HDC 40D SBU 1M32G N	2561030000
M 32	w. threading		84	HDC 40D SBU 2M32G	1787110000

Note: N = Plastic locking lever with stainless steel inlay

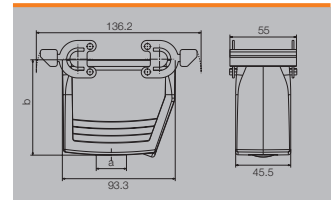


Coupling housing



a	Version	Cover	b (mm)	Type	Order No.
M 25	w. threading		78.6	HDC 40D KBU 1M25G	1787200000
PG 29	w. threading		79	HDC 40D KBU 1M25G N	2559890000
M 32	w. threading		78.6	HDC 40D KBU 1M32G	1787190000
PG 29	w. threading		79	HDC 40D KBU 1M32G N	2559900000
PG 29	w. threading		79	HDC 40D KBU 2M32G N	2545510000

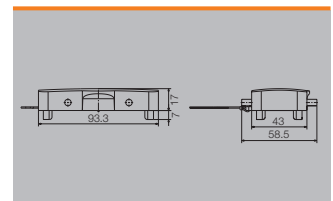
Note: N = Plastic locking lever with stainless steel inlay



Cover

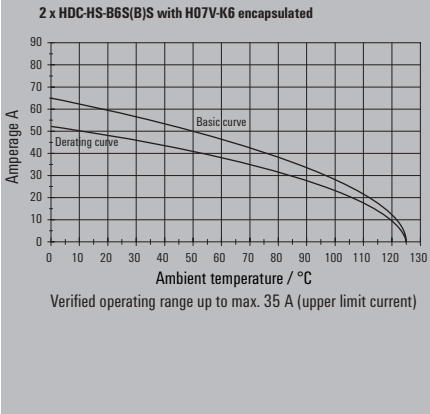


Version	Type	Order No.
For bases	HDC 16B DDDQ 4B0	1665260000

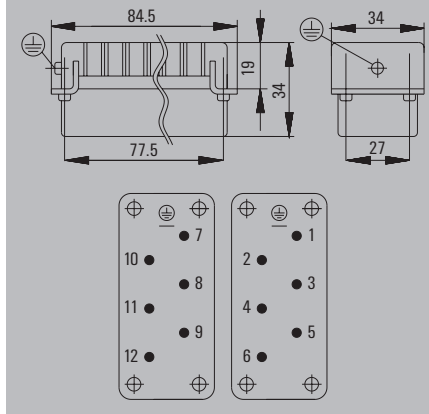


400 V, 35 A, size 10

12 + ⊕



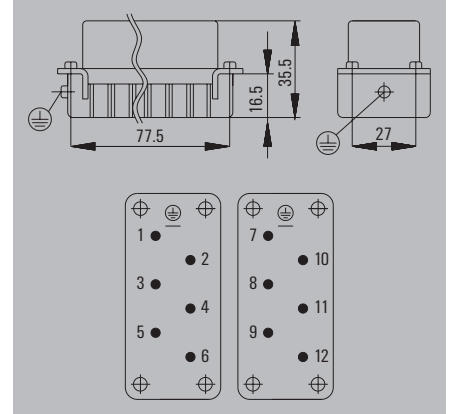

Male



Ordering data

Type of connection	Type	Qty.	Order No.
Screw connection	HDC HSB 6 MS	1	1498700000
Screw connection	HDC HSB 6 MS 7 - 12	1	1498800000

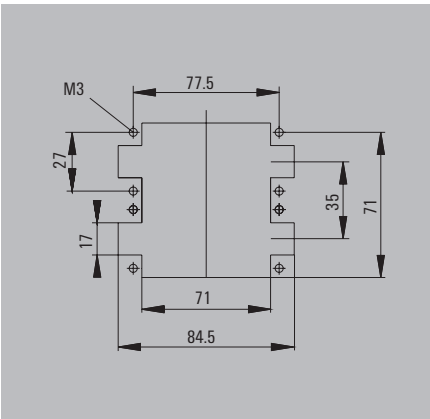
Female



Ordering data

Type of connection	Type	Qty.	Order No.
Screw connection	HDC HSB 6 FS	1	1498900000
Screw connection	HDC HSB 6 FS 7 - 12	1	1499000000

Installation cut-out



Housing selection RockStar® IP65  
Size 10



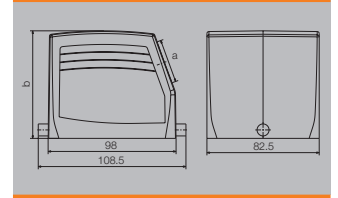
For additional housings, refer to chapter D for IP65

Hood

Plug housing, cable entry sideways



a	Version	Cover	b (mm)	Type	Order No.
M 32	w. threading		79	HDC 32B TSLU 1M32G	1788420000

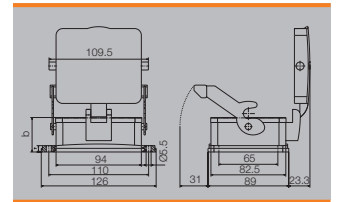


Base

Bulkhead housing



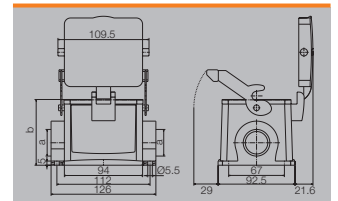
Version	Cover	b (mm)	Type	Order No.
		38	HDC 32B ALU	1219500000
	with cover	55	HDC 32B ADLU	1219800000



Base housing



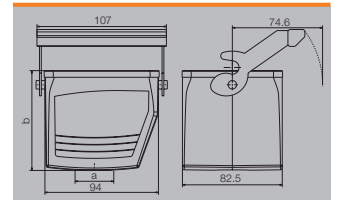
a	Version	Cover	b (mm)	Type	Order No.
M 32	w. threading		79	HDC 32B SLU 2M32G	1788470000
M 32	w. threading	with cover	96	HDC 32B SDLU 2M32G	1788490000



Coupling housing




a	Version	Cover	b (mm)	Type	Order No.
M 32	w. threading		83	HDC 32B KLU 1M32G	1788500000



# HQ series

Flexible: Our HQ inserts are the first choice when you need to implement particularly compact yet hybrid wiring solutions.















## Technical data

	HQ 5	HQ 7	HQ 12	HQ 8	HQ 4/2	HQ 17
<b>Standards/approvals</b>						
Standards	DIN EN 61984 DIN EN 60664-1	DIN EN 61984 DIN EN 60664-1	DIN EN 61984 DIN EN 60664-1	DIN EN 61984 DIN EN 60664-1	DIN EN 61984 DIN EN 60664-1	DIN EN 61984 DIN EN 60664-1
Approvals	UL/CSA	UL/CSA	UL/CSA	UL/CSA/ISO 23570	UL/CSA/ISO 23570	UL/CSA
<b>Inserts</b>						
No. of poles	5 + PE	7 + PE	12 + PE	8 + PE	4 Leistung, 2 Signale + PE	17 + PE
Connection system	Crimp, HE-contact	Crimp, HD-contact	Crimp, HD-contact	Crimp, HE-contact	Crimp, HX-/HD-contact	Crimp, HD-contact
Rated voltage	250 V	400 V	400 V	500 V	690 V, 250 V	250 V
Rated voltage to UL/CSA	600 V	600 V	600 V	600 V	600 V	600 V
Rated current	16 A	10 A	10 A	16 A	40/10 A	10 A
Rated impulse withstand voltage	4 kV	6 kV	6 kV	6 kV	6 kV/4 kV	4 kV
Pollution severity	3	3	3	3	3	2
Insulation resistance	≥ 10 <sup>18</sup> Ω	≥ 10 <sup>18</sup> Ω	≥ 10 <sup>18</sup> Ω	≥ 10 <sup>18</sup> Ω	≥ 10 <sup>18</sup> Ω	≥ 10 <sup>18</sup> Ω
Material	PC glass-fibre reinforced	PC glass-fibre reinforced	PA glass-fibre reinforced	PC glass-fibre reinforced	PC glass-fibre reinforced	PC glasfaserverstärkt
Temperature range	-40° to +125° C	-40° to +125° C	-40° to +125° C	-40° to +125° C	-40° to +125° C	-40° to +125° C
Flammability to UL 94	V-0	V-0	V-0	V-0	V-0	V-0
Mechanical service life						
- Plugging cycles Ag - Surface	≥ 500	≥ 500	≥ 500	≥ 500	≥ 500	≥ 500
- Plugging cycles Au - Surface	≥ 500	≥ 500	≥ 500	≥ 500	≥ 500	≥ 500
Volume (continuity) resistance of crimp connection	≤ 2 mΩ	≤ 4 mΩ	≤ 4 mΩ	≤ 2 mΩ	≤ 1 mΩ/≤ 4 mΩ	≤ 4 mΩ
<b>Contacts/Material</b>						
Sockets and plug-in contact	Copper alloy	Copper alloy	Copper alloy	Copper alloy	Copper alloy	Copper alloy
Surface	Passivated silver	Passivated silver/gold	Passivated silver/gold	Passivated silver	Passivated silver/gold	Passivated silver/gold
Crimp connection						
- Performance power range	0.5 - 4 mm <sup>2</sup> (AWG 20 - 12)			0.5 - 4 mm <sup>2</sup> (AWG 20...12)	1.5 - 6 mm <sup>2</sup> (AWG 16...10)	
- Signal range		0.14 - 2.5 mm <sup>2</sup> (AWG 26 - 14)	0.14 - 2.5 mm <sup>2</sup> (AWG 26 - 14)		0.14 - 2.5 mm <sup>2</sup> (AWG 26 - 14)	0.14 - 2.5 mm <sup>2</sup> (AWG 26 - 14)
- Stripping length	7.5 mm	8.0 mm	8.0 mm	7.5 mm	9 mm/8 mm	8.0 mm
PE connection						
- Clamping range	0.5 - 2.5 mm <sup>2</sup>	0.14 - 2.5 mm <sup>2</sup>	0.14 - 2.5 mm <sup>2</sup>	0.5 - 4 mm <sup>2</sup>	1.5 - 6 mm <sup>2</sup>	0.14 - 2.5 mm <sup>2</sup>
- solid core/stranded	0.5 - 2.5 mm <sup>2</sup> / 0.5 - 2.5 mm <sup>2</sup>	0.14 - 2.5 mm <sup>2</sup>	0.14 - 2.5 mm <sup>2</sup>	0.5 - 4 mm <sup>2</sup>		
- flexible/flexible with ferrule	0.5 - 2.5 mm <sup>2</sup> / 0.5 - 2.5 mm <sup>2</sup>	0.14 - 2.5 mm <sup>2</sup>	0.14 - 2.5 mm <sup>2</sup>	0.5 - 4 mm <sup>2</sup>		
- AWG conductor	AWG 20 - 14	AWG 26 - 14	AWG 26 - 14	AWG 20 - 12	AWG 16 - 10	AWG 26 - 14
- Stripping length	10 mm	5 mm	5 mm	7.5 mm	9 mm	8 mm
- Clamping torque	0.5 - 0.55 Nm	0.5 - 0.55 Nm	0.5...0.55 Nm			
- Blade dimensions	SD 0.8 x 4 mm	SD 0.8 x 4 mm	SD 0.8 x 4 mm			
<b>Accessories and tools</b>						
Crimping tools used	9205430000	9205430000	9205430000	9205430000	9205430000	9205430000 C
	CTIN CM 1.6/2.5	CTIN CM 1.6/2.5	CTIN CM 1.6/2.5	CTIN CM 1.6/2.5	CTIN CM 1.6/2.5	TIN CM 1.6/2.5
	9018490000	9018490000	9018490000	9018490000	9205440000	9018490000
	CTX CM 1.6/2.5	CTX CM 1.6/2.5	CTX CM 1.6/2.5	CTX CM 1.6/2.5	CTIN CM 3.6	CTX CM 1.6/2.5
				9018490000 CTX CM 1.6/2.5		
Screwdriver				Version Crosshead, shape H	Version Crosshead, shape H	Version Crosshead, shape H
				Sheet metal screw: ISO 7049-ST 2.9 x 9.5-F-H	Sheet metal screw: ISO 7049-ST 2.9 x 9.5-F-H	Sheet metal screw: ISO 7049-ST 2.9 x 9.5-F-H
Removal tool for crimps	1866750000 Removal Tool HE	1866730000 Removal Tool HD	1866730000 Removal Tool HD	1866750000 Removal Tool HE	1002990000 Removal Tool HX	1866730000 Removal Tool HD
					1866730000 Removal Tool HD	

**Note:**  
When used properly and as designated, the listed connectors may not be connected or disconnected if there is a live voltage or load!

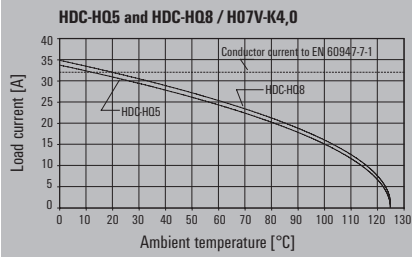


Overview

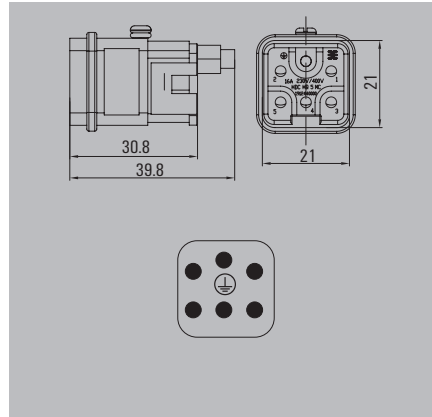
		Size	Rated voltage	Rated current	No. of poles	Tension clamp connection	TOP connection	Screw conn. with wire guard spring	Crimp connection	PUSH IN connection	Page
		1	250 V	16 A	5 + ⊕				•		B.96
		1	400 V	10 A	7 + ⊕				•		B.98
		1	400 V	10 A	12 + ⊕				•		B.100
		HQ	500 V	16 A	8 + ⊕				•		B.102
		HQ	250 V	10 A	17 + ⊕				•		B.104
		HQ	690/250 V	40/10 A	4 + 2 + ⊕				•		B.106

250 V, 16 A, size 1

5 + ⊕



Male



Ordering data

Type of connection	Type	Qty.	Order No.
Crimp connection	HDC HQ 5 MC	1	1912440000

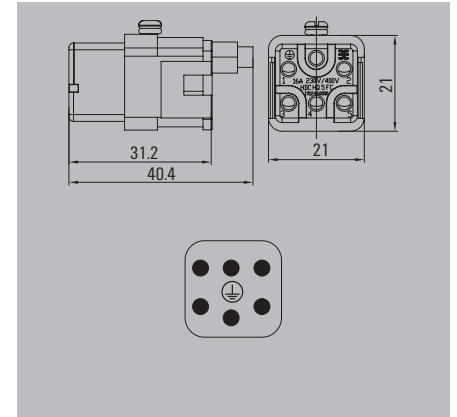
Accessories

Type	Qty.	Order No.
<b>Crimp contacts, male - gold</b>		
HDC-C-HE-SM0.5AU	100	1651420000
HDC-C-HE-SM0.75-1.00AU	100	1651430000
HDC-C-HE-SM1.5AU	100	1651440000
HDC-C-HE-SM2.5AU	100	1651450000
HDC-C-HE-SM4.0AU	100	1651460000
<b>Crimp contacts, male - silver</b>		
HDC-C-HE-SM0.5AG	100	1200500000
HDC-C-HE-SM0.75-1.00AG	100	1200600000
HDC-C-HE-SM1.5AG	100	1200700000
HDC-C-HE-SM2.5AG	100	1200800000
HDC-C-HE-SM4.0AG	100	1200900000
<b>Coding pins</b>		
HDC HE CP	100	1003240000
<b>Tools</b>		
CTX CM 1.6/2.5	1	9018490000
CTIN CM 1.6/2.5	1	9205430000
REMOVAL TOOL HE	1	1866750000

Installation cut-out



Female



Ordering data

Type of connection	Type	Qty.	Order No.
Crimp connection	HDC HQ 5 FC	1	1912460000

Accessories

Type	Qty.	Order No.
<b>Crimp contacts, female - gold</b>		
HDC-C-HE-BM0.5AU	100	1651470000
HDC-C-HE-BM0.75-1.00AU	100	1651480000
HDC-C-HE-BM1.5AU	100	1651490000
HDC-C-HE-BM2.5AU	100	1651500000
HDC-C-HE-BM4.0AU	100	1651510000
<b>Crimp contacts, female - silver</b>		
HDC-C-HE-BM0.5AG	100	1201100000
HDC-C-HE-BM0.75-1.00AG	100	1201200000
HDC-C-HE-BM1.5AG	100	1201300000
HDC-C-HE-BM2.5AG	100	1201400000
HDC-C-HE-BM4.0AG	100	1201500000
<b>Tools</b>		
CTX CM 1.6/2.5	1	9018490000
CTIN CM 1.6/2.5	1	9205430000
REMOVAL TOOL HE	1	1866750000

Housing selection RockStar® IP65  
Size 1



For additional housings, refer to  
Chapter D for IP65 / Chapter F for IP68 EMC

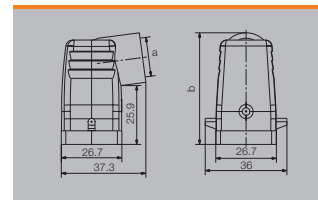
Hood

Plug housing, cable entry sideways



Material: diecast aluminium

a	Version	Cover	b (mm)	Type	Order No.
M 20	w. threading		49.2	HDC 04A TWLU 1M20G	1788810000

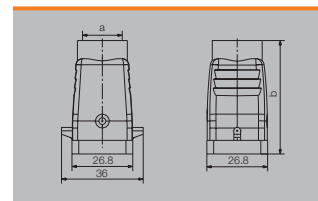


Plug housing, cable entry at top



Material: diecast aluminium

a	Version	Cover	b (mm)	Type	Order No.
M 20	w. threading		50	HDC 04A TOLU 1M20G	1788820000



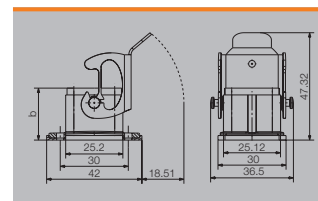
Base

Bulkhead housing



Material: diecast aluminium

Version	Cover	b (mm)	Type	Order No.
		23	HDC 04A ALU	1497600000

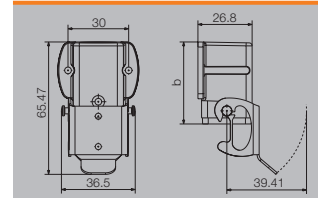


Base housing



Material: diecast aluminium

a	Version	Cover	b (mm)	Type	Order No.
M 20	w. threading		41.5	HDC 04A SLU 1M20G	1788830000

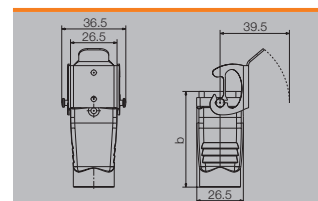


Coupling housing



Material: diecast aluminium

a	Version	Cover	b (mm)	Type	Order No.
M 20	w. threading		53.5	HDC 04A KOLU 1M20G	1788840000

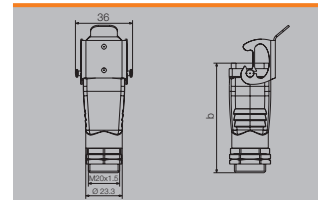


Screw mounting housing



Material: diecast aluminium

a	Version	Cover	b (mm)	Type	Order No.
M 20	w. threading		54	HDC 04A ELU 1M20G	1900320000

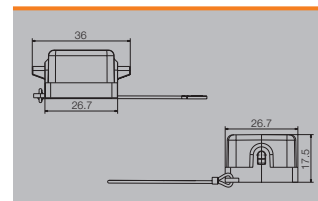


Cover



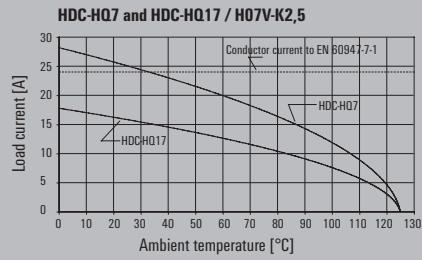
Material: diecast aluminium

Version	Type	Order No.
with female	HDC 04A DMDL 2B0	1665750000
with male	HDC 04A DDDL 2B0	1665740000

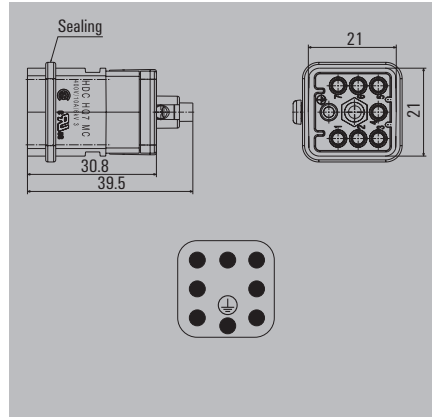


400 V, 10 A, size 1

7 + ⊕



Male



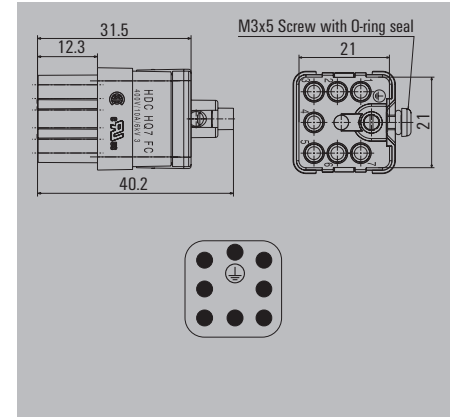
Ordering data

Type of connection	Type	Qty.	Order No.
Crimp connection	HDC HQ 7 MC	1	1003190000

Accessories

Type	Qty.	Order No.
<b>Crimp contacts, male - gold</b>		
HDC-C-HD-SM0.14-0.37AU	100	1651620000
HDC-C-HD-SM0.5AU	100	1651630000
HDC-C-HD-SM0.75-1.00AU	100	1651640000
HDC-C-HD-SM1.5AU	100	1651650000
HDC-C-HD-SM2.5AU	100	1651660000
<b>Crimp contacts, male - silver</b>		
HDC-C-HD-SM0.14-0.37AG	100	1651520000
HDC-C-HD-SM0.5AG	100	1651530000
HDC-C-HD-SM0.75-1.00AG	100	1601750000
HDC-C-HD-SM1.5AG	100	1651550000
HDC-C-HD-SM2.5AG	100	1651560000
<b>Coding pins</b>		
HDC HQ 7 CPM	50	1003230000
HDC HQ 7 CPF	50	1003220000
<b>Tools</b>		
CTX CM 1.6/2.5	1	9018490000
CTIN CM 1.6/2.5	1	9205430000
REMOVAL TOOL HD	1	1866730000

Female



Ordering data

Type of connection	Type	Qty.	Order No.
Crimp connection	HDC HQ 7 FC	1	1003180000

Accessories

Type	Qty.	Order No.
<b>Crimp contacts, female - gold</b>		
HDC-C-HD-BM0.14-0.37AU	100	1651670000
HDC-C-HD-BM0.5AU	100	1651680000
HDC-C-HD-BM0.75-1.00AU	100	1651690000
HDC-C-HD-BM1.5AU	100	1651700000
HDC-C-HD-BM2.5AU	100	1651710000
<b>Crimp contacts, female - silver</b>		
HDC-C-HD-BM0.14-0.37AG	100	1651570000
HDC-C-HD-BM0.5AG	100	1651580000
HDC-C-HD-BM0.75-1.00AG	100	1601760000
HDC-C-HD-BM1.5AG	100	1651600000
HDC-C-HD-BM2.5AG	100	1651610000
<b>Coding pins</b>		
HDC HQ 7 CPM	50	1003230000
HDC HQ 7 CPF	50	1003220000
<b>Tools</b>		
CTX CM 1.6/2.5	1	9018490000
CTIN CM 1.6/2.5	1	9205430000
REMOVAL TOOL HD	1	1866730000

Installation cut-out



Housing selection RockStar® IP65  
Size 1



For additional housings, refer to  
Chapter D for IP65 / Chapter F for IP68 EMC

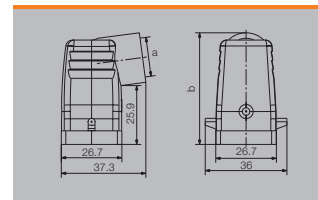
Hood

Plug housing, cable entry sideways



Material: diecast aluminium

a	Version	Cover	b (mm)	Type	Order No.
M 20	w. threading		49.2	HDC 04A TWLU 1M20G	1788810000

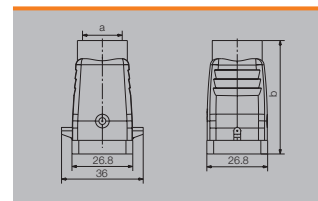


Plug housing, cable entry at top



Material: diecast aluminium

a	Version	Cover	b (mm)	Type	Order No.
M 20	w. threading		50	HDC 04A TOLU 1M20G	1788820000



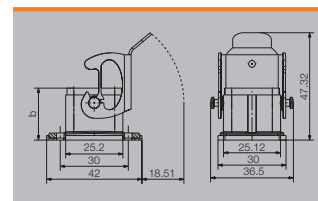
Base

Bulkhead housing



Material: diecast aluminium

Version	Cover	b (mm)	Type	Order No.
		23	HDC 04A ALU	1497600000

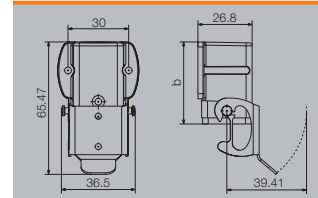


Base housing



Material: diecast aluminium

a	Version	Cover	b (mm)	Type	Order No.
M 20	w. threading		41.5	HDC 04A SLU 1M20G	1788830000

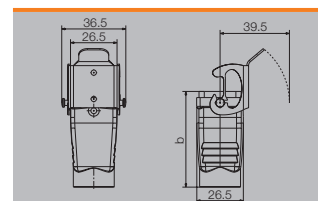


Coupling housing



Material: diecast aluminium

a	Version	Cover	b (mm)	Type	Order No.
M 20	w. threading		53.5	HDC 04A KOLU 1M20G	1788840000

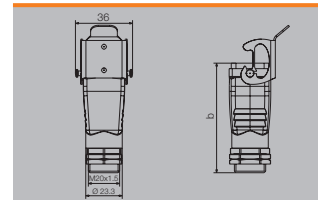


Screw mounting housing



Material: diecast aluminium

a	Version	Cover	b (mm)	Type	Order No.
M 20	w. threading		54	HDC 04A ELU 1M20G	1900320000

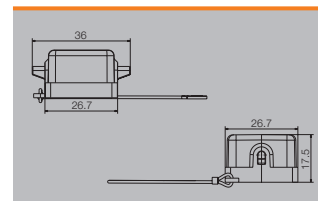


Cover




Material: diecast aluminium

Version	Type	Order No.
with female	HDC 04A DMDL 2B0	1665750000
with male	HDC 04A DDDL 2B0	1665740000



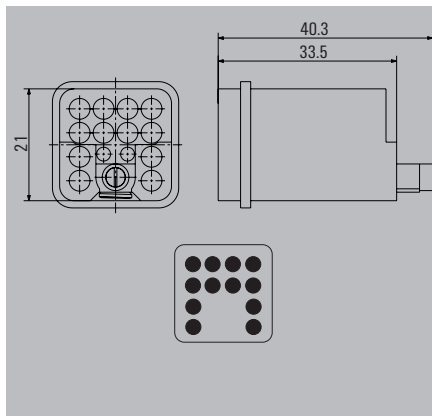
400 V, 10 A, size 1  
12 + ⊕



Installation cut-out



Male



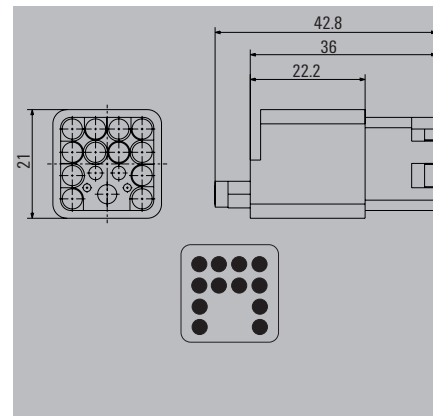
Ordering data

Type of connection	Type	Qty.	Order No.
Crimp connection	HDC HQ 12 MC	10	1993810000

Accessories

Type	Qty.	Order No.
<b>Crimp contacts, male - gold</b>		
HDC-C-HD-SM0.14-0.37AU	100	1651620000
HDC-C-HD-SM0.5AU	100	1651630000
HDC-C-HD-SM0.75-1.00AU	100	1651640000
HDC-C-HD-SM1.5AU	100	1651650000
HDC-C-HD-SM2.5AU	100	1651660000
<b>Crimp contacts, male - silver</b>		
HDC-C-HD-SM0.14-0.37AG	100	1651520000
HDC-C-HD-SM0.5AG	100	1651530000
HDC-C-HD-SM0.75-1.00AG	100	1601750000
HDC-C-HD-SM1.5AG	100	1651550000
HDC-C-HD-SM2.5AG	100	1651560000
<b>Tools</b>		
CTX CM 1.6/2.5	1	9018490000
CTIN CM 1.6/2.5	1	9205430000
REMOVAL TOOL HD	1	1866730000

Female



Ordering data

Type of connection	Type	Qty.	Order No.
Crimp connection	HDC HQ 12 FC	10	1993820000

Accessories

Type	Qty.	Order No.
<b>Crimp contacts, female - gold</b>		
HDC-C-HD-BM0.14-0.37AU	100	1651670000
HDC-C-HD-BM0.5AU	100	1651680000
HDC-C-HD-BM0.75-1.00AU	100	1651690000
HDC-C-HD-BM1.5AU	100	1651700000
HDC-C-HD-BM2.5AU	100	1651710000
<b>Crimp contacts, female - silver</b>		
HDC-C-HD-BM0.14-0.37AG	100	1651570000
HDC-C-HD-BM0.5AG	100	1651580000
HDC-C-HD-BM0.75-1.00AG	100	1601760000
HDC-C-HD-BM1.5AG	100	1651600000
HDC-C-HD-BM2.5AG	100	1651610000
<b>Tools</b>		
CTX CM 1.6/2.5	1	9018490000
CTIN CM 1.6/2.5	1	9205430000
REMOVAL TOOL HD	1	1866730000

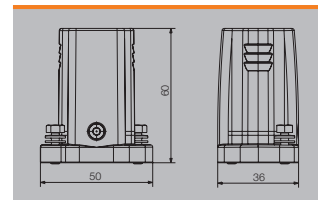
**Housing selection RockStar® IP68**  
Size 1

**Hood**

**Plug housing, cable entry at top**



a	Version	Cover	b (mm)	Type	Order No.
M 20	w. threading			HDC IP68 04A TOS 1M20	<b>1082390000</b>
M 25	w. threading			HDC IP68 04A TOS 1M25G	<b>1513390000</b>
PG 13.5	w. threading			HDC IP68 04A TOS 1PG13	<b>1082410000</b>

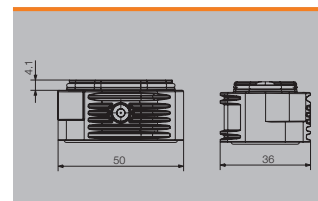


**Base**

**Bulkhead housing**



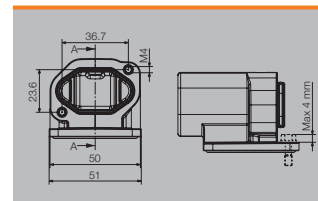
a	Version	Cover	b (mm)	Type	Order No.
				HDC IP68 04A AS	<b>1081470000</b>



**Angled bulkhead housing**



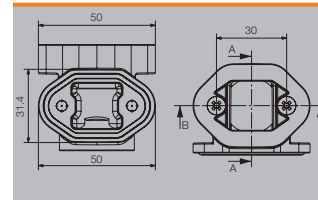
a	Version	Cover	b (mm)	Type	Order No.
M 20	w. threading			HDC IP68 04A AWS 1M20	<b>1081480000</b>
				HDC IP68 04A AWS	<b>1081490000</b>
M 25	w. threading			HDC IP68 04A AWS 1M25	<b>2430170000</b>



**Adapter**



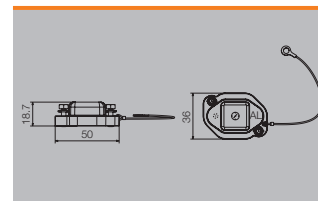
a	Version	Cover	b (mm)	Type	Order No.
				HDC IP68 04A ADS	<b>1083130000</b>
PG 13.5	w. threading			HDC IP68 04A ADS 1PG13	<b>1083120000</b>



**Cover**

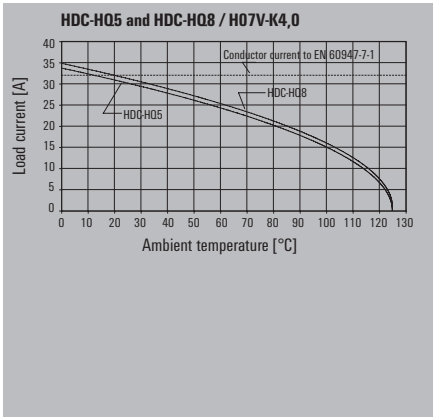


Version	Type	Order No.
	HDC IP68 04A COVER	<b>1083110000</b>

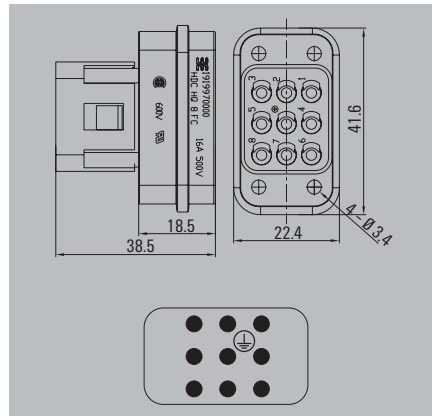


500 V, 16 A, size HQ

8 + ⊕



Male



Ordering data

Type of connection	Type	Qty.	Order No.
Crimp connection	HDC HQ 8 MC	1	1919970000

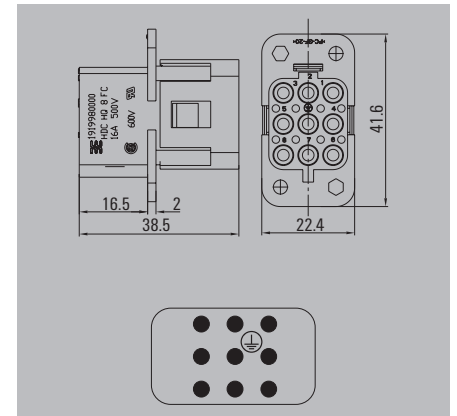
Accessories

Type	Qty.	Order No.
<b>Crimp contacts, male - gold</b>		
HDC-C-HE-SM0.5AU	100	1651420000
HDC-C-HE-SM0.75-1.00AU	100	1651430000
HDC-C-HE-SM1.5AU	100	1651440000
HDC-C-HE-SM2.5AU	100	1651450000
HDC-C-HE-SM4.0AU	100	1651460000
<b>Crimp contacts, male - silver</b>		
HDC-C-HE-SM0.5AG	100	1200500000
HDC-C-HE-SM0.75-1.00AG	100	1200600000
HDC-C-HE-SM1.5AG	100	1200700000
HDC-C-HE-SM2.5AG	100	1200800000
HDC-C-HE-SM4.0AG	100	1200900000
<b>Coding pins</b>		
HDC HE CP	100	1003240000
<b>Tools</b>		
CTX CM 1.6/2.5	1	9018490000
CTIN CM 1.6/2.5	1	9205430000
REMOVAL TOOL HE	1	1866750000

Installation cut-out



Female



Ordering data

Type of connection	Type	Qty.	Order No.
Crimp connection	HDC HQ 8 FC	1	1919980000

Accessories

Type	Qty.	Order No.
<b>Crimp contacts, female - gold</b>		
HDC-C-HE-BM0.5AU	100	1651470000
HDC-C-HE-BM0.75-1.00AU	100	1651480000
HDC-C-HE-BM1.5AU	100	1651490000
HDC-C-HE-BM2.5AU	100	1651500000
HDC-C-HE-BM4.0AU	100	1651510000
<b>Crimp contacts, female - silver</b>		
HDC-C-HE-BM0.5AG	100	1201100000
HDC-C-HE-BM0.75-1.00AG	100	1201200000
HDC-C-HE-BM1.5AG	100	1201300000
HDC-C-HE-BM2.5AG	100	1201400000
HDC-C-HE-BM4.0AG	100	1201500000
<b>Tools</b>		
CTX CM 1.6/2.5	1	9018490000
CTIN CM 1.6/2.5	1	9205430000
REMOVAL TOOL HE	1	1866750000



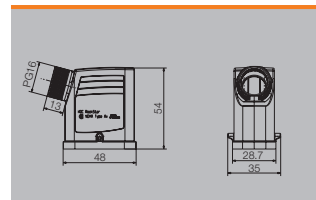
**Housing selection RockStar® IP65  
Size HQ**

**Hood**

**Plug housing, cable entry sideways**



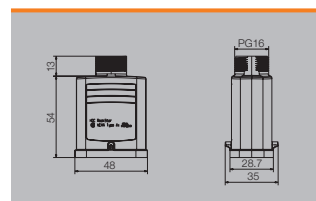
a	Version	Cover	b (mm)	Type	Order No.
PG 16	w. threading		54	HDC HQP TSLU 1PG16	1003090000



**Plug housing, cable entry at top**



a	Version	Cover	b (mm)	Type	Order No.
PG 16	w. threading		67	HDC HQP TOLU 1PG16	1003070000

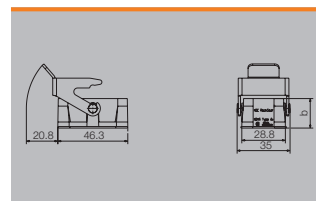


**Base**

**Bulkhead housing**



Version	Cover	b (mm)	Type	Order No.
		19.5	HDC HQP ALU	1003040000

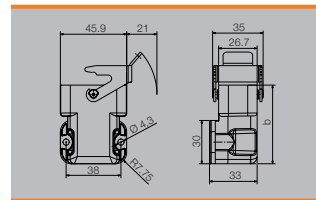


**Note** CS: with locking bow

**Bulkhead housing angled**



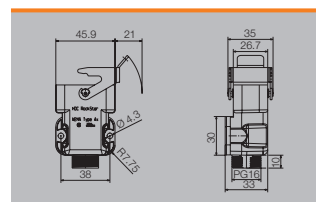
Version	Cover	b (mm)	Type	Order No.
angled		54.5	HDC HQP AWLU	1003060000



**Base housing**



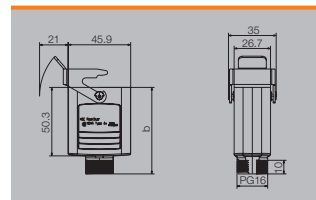
a	Version	Cover	b (mm)	Type	Order No.
PG 16	w. threading		54.5	HDC HQP SLU 1PG16	1003110000



**Coupling housing**



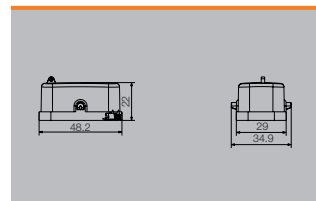
a	Version	Cover	b (mm)	Type	Order No.
PG 16	w. threading		63.5	HDC HQP KOLU 1PG16	1003120000



**Cover**



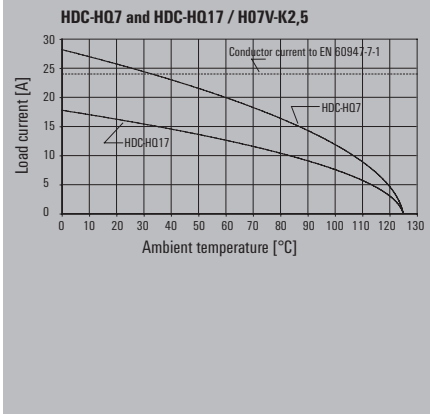
Version	Type	Order No.
with female	HDC HQP DMD 2B0	1003130000
with male	HDC HQP DDD 2B0	1003140000




**Note** for plastic and metal housings, for locking bow

250 V, 10 A, size HQ

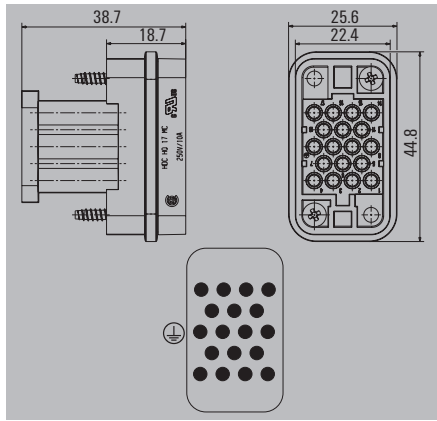
17 + ⊕



Installation cut-out



Male



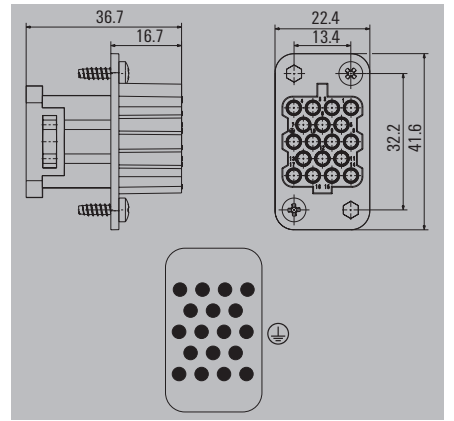
Ordering data

Type of connection	Type	Qty.	Order No.
Crimp connection	HDC HQ 17 MC	1	1003210000

Accessories

Type	Qty.	Order No.
<b>Crimp contacts, male - gold</b>		
HDC-C-HD-SM0.14-0.37AU	100	1651620000
HDC-C-HD-SM0.5AU	100	1651630000
HDC-C-HD-SM0.75-1.00AU	100	1651640000
HDC-C-HD-SM1.5AU	100	1651650000
HDC-C-HD-SM2.5AU	100	1651660000
<b>Crimp contacts, male - silver</b>		
HDC-C-HD-SM0.14-0.37AG	100	1651520000
HDC-C-HD-SM0.5AG	100	1651530000
HDC-C-HD-SM0.75-1.00AG	100	1601750000
HDC-C-HD-SM1.5AG	100	1651550000
HDC-C-HD-SM2.5AG	100	1651560000
<b>Tools</b>		
CTX CM 1.6/2.5	1	9018490000
CTIN CM 1.6/2.5	1	9205430000
REMOVAL TOOL HD	1	1866730000

Female



Ordering data

Type of connection	Type	Qty.	Order No.
Crimp connection	HDC HQ 17 FC	1	1003200000

Accessories

Type	Qty.	Order No.
<b>Crimp contacts, female - gold</b>		
HDC-C-HD-BM0.14-0.37AU	100	1651670000
HDC-C-HD-BM0.5AU	100	1651680000
HDC-C-HD-BM0.75-1.00AU	100	1651690000
HDC-C-HD-BM1.5AU	100	1651700000
HDC-C-HD-BM2.5AU	100	1651710000
<b>Crimp contacts, female - silver</b>		
HDC-C-HD-BM0.14-0.37AG	100	1651570000
HDC-C-HD-BM0.5AG	100	1651580000
HDC-C-HD-BM0.75-1.00AG	100	1601760000
HDC-C-HD-BM1.5AG	100	1651600000
HDC-C-HD-BM2.5AG	100	1651610000
<b>Tools</b>		
CTX CM 1.6/2.5	1	9018490000
CTIN CM 1.6/2.5	1	9205430000
REMOVAL TOOL HD	1	1866730000

Housing selection RockStar® IP65  
Size HQ

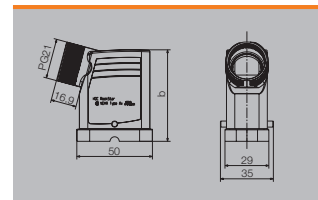
Hood

Plug housing, cable entry sideways



Material: Zinc diecast

a	Version	Cover	b (mm)	Type	Order No.
PG 21	w. threading		60.5	HDC HQM TSLU 1PG21	1003100000

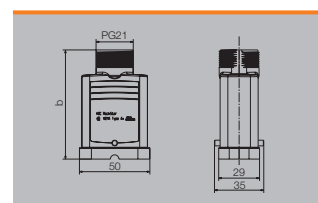


Plug housing, cable entry at top



Material: Zinc diecast

a	Version	Cover	b (mm)	Type	Order No.
PG 21	w. threading		77.5	HDC HQM TOLU 1PG21	1003080000



Base

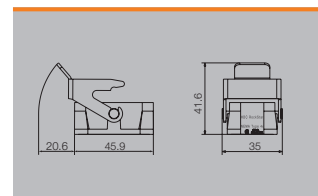
Bulkhead housing



Material: Zinc diecast

Version	Cover	b (mm)	Type	Order No.
		20.5	HDC HQM ALU	1003050000

Note CS: with locking bow



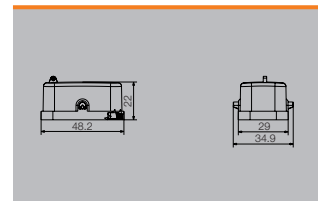
Cover



Material: Plastic

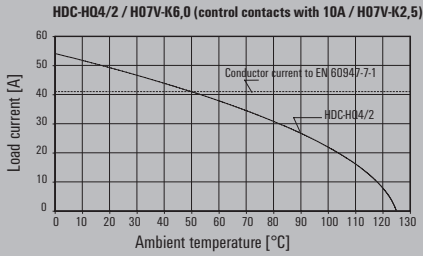
Version	Type	Order No.
with female	HDC HQP DMD 2B0	1003130000
with male	HDC HQP DOD 2B0	1003140000

Note for plastic and metal housings, for locking bow

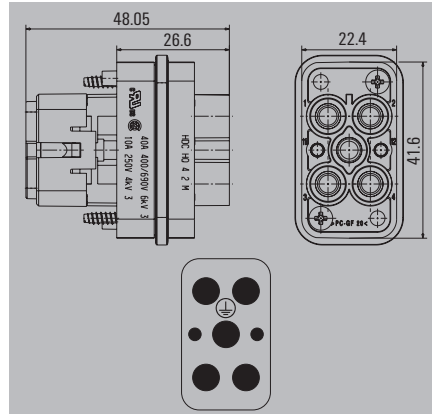


690 V / 250 V, 10 A / 40 A, size HQ

4 + 2 + ⊕



Male



Ordering data

Type of connection	Type	Qty.	Order No.
Crimp connection	HDC HQ 4/2 MC	1	1003170000

For complete assembly you need four HX contacts and two HD contacts

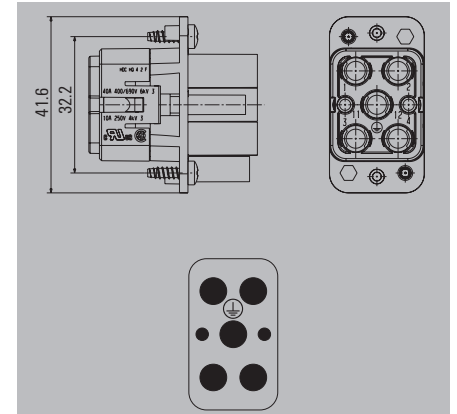
Accessories

Type	Qty.	Order No.
<b>Crimp contacts, male - gold</b>		
HDC-C-HD-SM0.14-0.37AU	100	1651620000
HDC-C-HD-SM0.5AU	100	1651630000
HDC-C-HD-SM0.75-1.00AU	100	1651640000
HDC-C-HD-SM1.5AU	100	1651650000
HDC-C-HD-SM2.5AU	100	1651660000
<b>Crimp contacts, male - silver</b>		
HDC-C-HD-SM0.14-0.37AG	100	1651520000
HDC-C-HD-SM0.5AG	100	1651530000
HDC-C-HD-SM0.75-1.00AG	100	1601750000
HDC-C-HD-SM1.5AG	100	1651550000
HDC-C-HD-SM2.5AG	100	1651560000
HDC C HX SM1.5AG	25	1002910000
HDC C HX SM2.5AG	25	1002920000
HDC C HX SM4.0AG	25	1002930000
HDC C HX SM6.0AG	25	1002940000
<b>Tools</b>		
CTX CM 1.6/2.5	1	9018490000
CTIN CM 1.6/2.5	1	9205430000
REMOVAL TOOL HD	1	1866730000
REMOVAL TOOL HX	1	1002990000

Installation cut-out



Female



Ordering data

Type of connection	Type	Qty.	Order No.
Crimp connection	HDC HQ 4/2 FC	1	1003160000

For complete assembly you need four HX contacts and two HD contacts

Accessories

Type	Qty.	Order No.
<b>Crimp contacts, female - gold</b>		
HDC-C-HD-BM0.14-0.37AU	100	1651670000
HDC-C-HD-BM0.5AU	100	1651680000
HDC-C-HD-BM0.75-1.00AU	100	1651690000
HDC-C-HD-BM1.5AU	100	1651700000
HDC-C-HD-BM2.5AU	100	1651710000
<b>Crimp contacts, female - silver</b>		
HDC-C-HD-BM0.14-0.37AG	100	1651570000
HDC-C-HD-BM0.5AG	100	1651580000
HDC-C-HD-BM0.75-1.00AG	100	1601760000
HDC-C-HD-BM1.5AG	100	1651600000
HDC-C-HD-BM2.5AG	100	1651610000
HDC C HX BM1.5AG	25	1002950000
HDC C HX BM2.5AG	25	1002960000
HDC C HX BM4.0AG	25	1002970000
HDC C HX BM6.0AG	25	1002980000
<b>Tools</b>		
CTX CM 1.6/2.5	1	9018490000
CTIN CM 1.6/2.5	1	9205430000
REMOVAL TOOL HD	1	1866730000
REMOVAL TOOL HX	1	1002990000

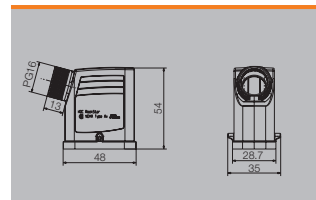
## Housing selection RockStar® IP65 Size HQ

### Hood

#### Plug housing, cable entry sideways



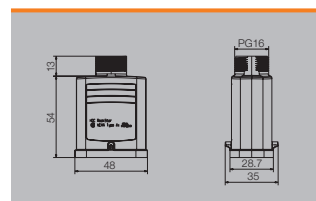
a	Version	Cover	b (mm)	Type	Order No.
PG 16	w. threading		54	HDC HQP TSLU 1PG16	1003090000



#### Plug housing, cable entry at top



a	Version	Cover	b (mm)	Type	Order No.
PG 16	w. threading		67	HDC HQP TOLU 1PG16	1003070000

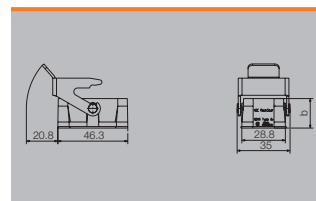


### Base

#### Bulkhead housing



Version	Cover	b (mm)	Type	Order No.
		19.5	HDC HQP ALU	1003040000

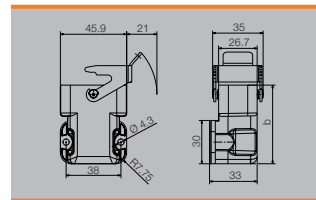


**Note** CS: with locking bow

#### Bulkhead housing angled



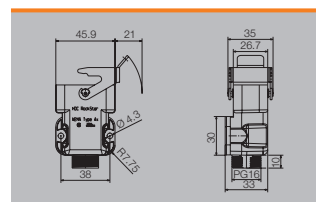
Version	Cover	b (mm)	Type	Order No.
angled		54.5	HDC HQP AWLU	1003060000



#### Base housing



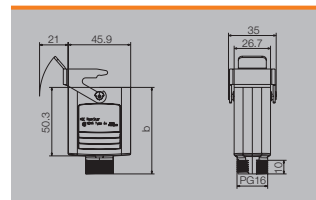
a	Version	Cover	b (mm)	Type	Order No.
PG 16	w. threading		54.5	HDC HQP SLU 1PG16	1003110000



#### Coupling housing



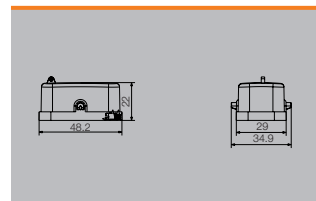
a	Version	Cover	b (mm)	Type	Order No.
PG 16	w. threading		63.5	HDC HQP KOLU 1PG16	1003120000



#### Cover




Version	Type	Order No.
with female	HDC HQP DMD 2B0	1003130000
with male	HDC HQP DDD 2B0	1003140000



**Note** for plastic and metal housings, for locking bow

# MixMate series

Multifunctional: The special design of MixMate enables reliable transmission of high rated currents and voltages, as well as signals, simultaneously.



## Technical data

	S4	S8/24	S4/0	S4/2
<b>Standards/approvals</b>				
Standards	DIN EN 61984 DIN EN 60664-1	DIN EN 61984 DIN EN 60664-1	DIN EN 61984 DIN EN 60664-1	DIN EN 61984 DIN EN 60664-1
Approvals	UL/CSA	UL/CSA/VDE	UL/CSA/VDE	UL/CSA/VDE
<b>Inserts</b>				
No. of poles				
- Power contact	4 (+ PE)	8 (+ PE)	4 (+ PE)	4 (+ PE)
- Signal contact		24		2
Rated voltage				
- Power contact	1,000 V	400 V	830 V	830 V
- Signal contact		160 V		400 V
Rated voltage to UL/CSA	600 V	600 V	600 V	600 V
Rated current				
- Power contact	40 A	16 A	80 A	80 A
- Signal contact		10 A		16 A
Rated impulse withstand voltage				
- Power contact	8 kV	4 kV	8 kV	8 kV
- Signal contact		2.5 kV		6 kV
Pollution severity	3	3	3	3
Insulation resistance	$\geq 10^{10} \Omega$	$\geq 10^{10} \Omega$	$\geq 10^{10} \Omega$	$\geq 10^{10} \Omega$
Material	Glass-fibre reinforced PC (in UL list and approved for railway applications)	Glass-fibre reinforced PC (in UL list and approved for railway applications)	Glass-fibre reinforced PC (in UL list and approved for railway applications)	Glass-fibre reinforced PC (in UL list and approved for railway applications)
Temperature range	-40 °C to +125 °C	-40 °C to +125 °C	-40 °C to +125 °C	-40 °C to +125 °C
Flammability to UL 94	V-0	V-0	V-0	V-0
Mechanical service life				
- Plugging cycles Ag-Surface	$\geq 500$	$\geq 500$	$\geq 500$	$\geq 500$
- Plugging cycles Au-Surface		$\geq 500$		
Contact resistance with min. and max. conductors	$\leq 1 \text{ m}\Omega$	$\leq 2 \text{ m}\Omega$ (Power) $\leq 4 \text{ m}\Omega$ (Signals)	$\leq 1 \text{ m}\Omega$	$\leq 1 \text{ m}\Omega$ (Power) $\leq 2 \text{ m}\Omega$ (Signals)
<b>Contacts / Material</b>				
Sockets and plug-in contact	Copper alloy	Copper alloy	Copper alloy	Copper alloy
Surface	Passivated silver	Passivated silver or gold-plated	Passivated silver	Passivated silver
Flexible conductor connection				
- Power contact	2.5 - 10 mm <sup>2</sup> (AWG 14 - 8)	0.5 - 4 mm <sup>2</sup> (AWG 20 - 12)	1.5 - 16 mm <sup>2</sup> (AWG 16 - 6)	1.5 - 16 mm <sup>2</sup> (AWG 16 - 6)
- Signal contact		0.14 - 2.5 mm <sup>2</sup> (AWG 26 - 14)		0.5 - 2.5 mm <sup>2</sup> (AWG 22 - 14)
Stripping length				
- Power contact	8 mm	7.5 mm	15 mm	15 mm
- Signal contact		8 mm		8 mm
Clamping torque				
- Power contact	1.1 - 1.7 Nm		1.2 Nm (1.5 mm <sup>2</sup> ) / 2 Nm (2.5 mm <sup>2</sup> ) / 3 Nm (4 - 16 mm <sup>2</sup> )	1.2 Nm (1.5 mm <sup>2</sup> ) / 2 Nm (2.5 mm <sup>2</sup> ) / 3 Nm (4 - 16 mm <sup>2</sup> )
- Signal contact				0.5 - 0.55 Nm
Tools				
- Hexagon socket, 2 mm	SW 2			
- Screwdriver	0.6 x 3.5 mm		SD 0.8 x 4 mm	SD 0.8 x 4 mm (Power) / SD 0.6 x 3.5 mm or PH1 (Signals)
- Crimping tool		CTIN 1.6/2.5 / CTX CM 1.6/2.5 (for 0.5 - 1.5 mm <sup>2</sup> )		
PE connection via plug/socket				
- Clamping range	1.5/2.5 - 4/10 mm <sup>2</sup>	0.5 - 6 mm <sup>2</sup> (0.5 mm <sup>2</sup> with ferrule)	0.5 - 16 mm <sup>2</sup> (0.5 mm <sup>2</sup> with ferrule 10 - 16 mm <sup>2</sup> with ring cable lug)	0.5 - 16 mm <sup>2</sup> (0.5 mm <sup>2</sup> with ferrule 10 - 16 mm <sup>2</sup> with ring cable lug)
- AWG conductor	AWG 16/14 - 12/8	AWG 20 - 10 (AWG 10 with ring cable lug)	AWG 20 - 6 (AWG 10. 8 and 6 with ring cable lug)	AWG 20 - 6 (AWG 10. 8 and 6 with ring cable lug)
- Stripping length	8 mm	13 mm	13 mm	13 mm
- Clamping torque	0.5 - 0.8 Nm	2 - 2.5 Nm	2 - 2.5 Nm	2 - 2.5 Nm
- Blade dimensions	SD 0.8 x 4 mm	SD 1.2 x 6.5 mm or PH2	SD 1.2 x 6.5 mm or PH2	SD 1.2 x 6.5 mm or PH2





















**Hinweis:** When used properly and as designated, the listed connectors may not be connected or disconnected if there is a live voltage or load!  
\* Power contact = Axial screw connection, Signal contact = Screw connection

S6/12*	S6/36	S12/2	S4/8	S6/6*	S8/0
DIN EN 61984 DIN EN 60664-1 UL/CSA	DIN EN 61984 DIN EN 60664-1 UL/CSA/VDE	DIN EN 61984 DIN EN 60664-1 UL/CSA/VDE	DIN EN 61984 DIN EN 60664-1 UL/CSA/VDE	DIN EN 61984 DIN EN 60664-1 UL/CSA	DIN EN 61984 DIN EN 60664-1 UL/CSA/VDE
6 (+ PE) 12	6 (+ PE) 36	12 (+ PE) 2	4 (+ PE) 8	6 (+ PE) 6	8 (+ PE x 2)
690 V 400 V 600 V	690 V 160 V 600 V	690 V 250 V 600 V	400 V 400 V 600 V	690 V 400 V 600 V	690 V 400 V 600 V
48 A 16 A	40 A 10 A	40 A 10 A	80 A 16 A	100 A 16 A	110 A
8 kV 6 kV 3	8 kV 2.5 kV 3	8 kV 4 kV 3	6 kV 6 kV 3	8 kV 6 kV 3	8 kV 6 kV 3
≥ 10 <sup>10</sup> Ω Glass-fibre reinforced PC (in UL list and approved for railway applications) -40 °C to +125 °C V-0	≥ 10 <sup>10</sup> Ω Glass-fibre reinforced PC (in UL list and approved for railway applications) -40 °C to +125 °C V-0	≥ 10 <sup>10</sup> Ω Glass-fibre reinforced PC (in UL list and approved for railway applications) -40 °C to +125 °C V-0	≥ 10 <sup>10</sup> Ω Glass-fibre reinforced PC (in UL list and approved for railway applications) -40 °C to +125 °C V-0	≥ 10 <sup>10</sup> Ω Glass-fibre reinforced PC (in UL list and approved for railway applications) -40 °C to +125 °C V-0	≥ 10 <sup>10</sup> Ω Glass-fibre reinforced PC (in UL list and approved for railway applications) -40 °C to +125 °C V-0
≥ 500 ≤ 2 mΩ (Power) ≤ 2 mΩ (Signals)	≥ 500 ≥ 500 ≤ 2 mΩ (Power) ≤ 4 mΩ (Signals)	≥ 500 ≥ 500 ≤ 2 mΩ (Power) ≤ 4 mΩ (Signals)	≥ 500 ≤ 1 mΩ (Power) ≤ 2 mΩ (Signals)	≥ 500 ≤ 1 mΩ (Power) ≤ 2 mΩ (Signals)	≥ 500 ≤ 1 mΩ
Copper alloy Passivated silver	Copper alloy Passivated silver or gold-plated	Copper alloy Passivated silver or gold-plated	Copper alloy Passivated silver	Copper alloy Passivated silver	Copper alloy Passivated silver
2.5 - 10 mm <sup>2</sup> (AWG 14 - 8) 0.5 - 2.5 mm <sup>2</sup> (AWG 24 - 14)	1.5 - 6 mm <sup>2</sup> (AWG 16 - 10) 0.14 - 2.5 mm <sup>2</sup> (AWG 26 - 14)	1.5 - 6 mm <sup>2</sup> (AWG 16 - 10) 0.14 - 2.5 mm <sup>2</sup> (AWG 26 - 14)	1.5 - 16 mm <sup>2</sup> (AWG 16 - 6) 0.5 - 2.5 mm <sup>2</sup> (AWG 22 - 14)	16 - 35 mm <sup>2</sup> (AWG 6 - 2) 0.5 - 2.5 mm <sup>2</sup> (AWG 24 - 14)	10 - 25 mm <sup>2</sup> (AWG 8 - 4)
8 mm 12 mm	9 mm 8 mm	9 mm 8 mm	15 mm 8 mm	13 mm 12 mm	12 mm
1.1 - 1.7 Nm			1.2 Nm (1.5 mm <sup>2</sup> ) / 2 Nm (2.5 mm <sup>2</sup> ) / 3 Nm (4 - 16 mm <sup>2</sup> )	6 - 8 Nm	6 Nm (10 - 16 mm <sup>2</sup> ) / 7 Nm (25 mm <sup>2</sup> )
0.45 - 0.9 Nm			0.5 - 0.55 Nm	0.45 - 0.9 Nm	
SW 2 0.6 x 3.5 mm			SD 0.8 x 4 mm (Power) / SD 0.6 x 3.5 mm or PH1 (Signals)	SW 4 SD 0.6 x 3.5 or PZ 0	SW 4
	CTIN 1.6/2.5 / CTX CM 1.6/2.5 (for 0.5 - 1.5 mm <sup>2</sup> )	CTIN 1.6/2.5 / CTX CM 1.6/2.5 (for 0.5 - 1.5 mm <sup>2</sup> )			
2.5 - 10 mm <sup>2</sup> AWG 14 - 8 8 mm	0.5 - 6 mm <sup>2</sup> (0.5 mm <sup>2</sup> with ferrule) AWG 20 - 10 (AWG 10 with ring cable lug) 13 mm	0.5 - 6 mm <sup>2</sup> (0.5 mm <sup>2</sup> with ferrule) AWG 20 - 10 (AWG 10 with ring cable lug) 13 mm	0.5 - 16 mm <sup>2</sup> (0.5 mm <sup>2</sup> with ferrule), 16 - 35 mm <sup>2</sup> 10 - 16 mm <sup>2</sup> with ring cable lug AWG 20 - 6 (AWG 10.8 and 6 with ring cable lug) 13 mm	16 - 35 mm <sup>2</sup> AWG 6 - 2 8 mm	10 - 25 mm <sup>2</sup> AWG 8 - 4 12 mm
2 - 2.5 Nm	2 - 2.5 Nm	2 - 2.5 Nm	2 - 2.5 Nm	6 - 8 Nm	6 Nm (10 - 16 mm <sup>2</sup> ) / 7 Nm (25 mm <sup>2</sup> )
SD 0.8 x 4 mm or PZ2	SD 1.2 x 6.5 mm or PH2	SD 1.2 x 6.5 mm or PH2	SD 1.2 x 6.5 mm or PH2	SD 0.8 x 4 mm or PZ 1	SD 5.5 x 1.0 or PH2

## MixMate series

## B

## Overview

		Size	Rated voltage	Rated current	No. of poles	Tension clamp connection	TOP connection	Screw conn. with wire guard spring	Crimp connection	Axial screw connection	Page
		3	1,000 V	40 A	4 + ⊕					•	B.112
		4	400 V	16 A	8 + 24 + ⊕				•		B.114
		6	830 V	80 A	4 + 0 + ⊕			•			B.116
		6	830 V	80 A	4 + 2 + ⊕			•			B.118
		6	690 V	40 A	6 + 36 + ⊕				•		B.120
		6	690 V	48 A	6 + 12 + ⊕			•		•	B.122
		6	690 V	40 A	12 + 2 + ⊕				•		B.124
		8	400 V	80 A	4 + 8 + ⊕			•			B.126
		8	690 V	100 A	6 + 6 + ⊕			•		•	B.128
		8	690 V	110 A	8 + 0 + ⊕					•	B.130

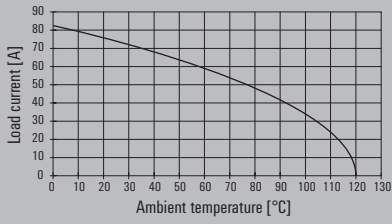




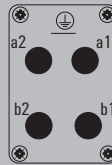
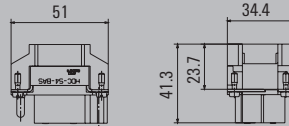
1000 V, 40 A, size 3

4 + ⊕

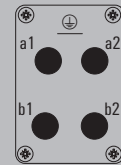
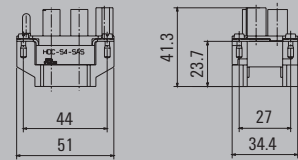
HDC S4 / Power contact: H07V-K10



Male



Female



Ordering data

Type of connection	Type	Qty.	Order No.
Axial screw connection	HDC S4 SAS	1	1789990000

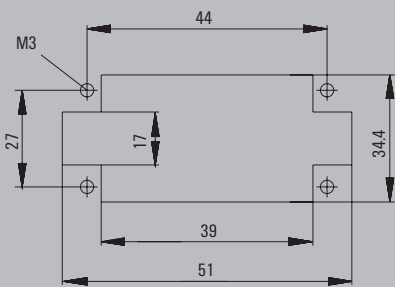
Combine these inserts only with housings with a high design (Size 16D).

Ordering data

Type of connection	Type	Qty.	Order No.
Axial screw connection	HDC S4 BAS	1	1789980000

Combine these inserts only with housings with a high design (Size 16D).

Installation cut-out



Housing selection RockStar® IP65  
Size 3



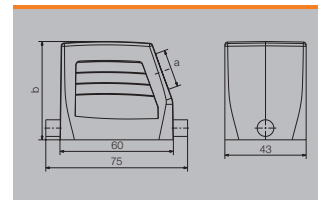
For additional housings, refer to  
Chapter D for IP65 / Chapter E for IP65 EMC /  
Chapter F for IP68 EMC

Hood

Plug housing, cable entry sideways



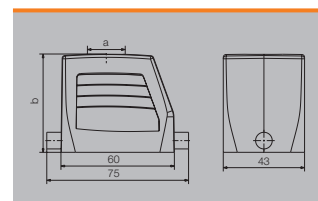
a	Version	Cover	b (mm)	Type	Order No.
M 25	w. threading		72	HDC 16D TSLU 1M25G	1787480000
M 32	w. threading		72	HDC 16D TSLU 1M32G	1787470000



Plug housing, cable entry at top



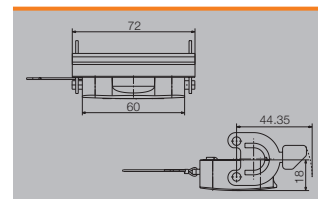
a	Version	Cover	b (mm)	Type	Order No.
M 25	w. threading		72	HDC 16D TOLU 1M25G	1787500000
M 32	w. threading		72	HDC 16D TOLU 1M32G	1787490000



Cover



Version	Type	Order No.
For hoods	HDC 06B DMDL 1LB	1665210000
For hoods	HDC 06B DMDL 1LB N	2559730000



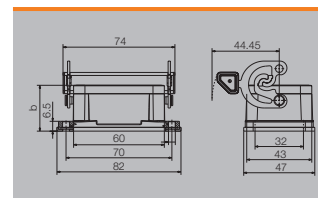
**Note** Note: N = Plastic locking lever with stainless steel inlay

Base

Bulkhead housing



Version	Cover	b (mm)	Type	Order No.
	without cover	29.3	HDC 06B ALU	1202100000
		29.3	HDC 06B ALU N	2488560000
	with cover	29.3	HDC 06B ADLU	1202500000
	with cover	29.3	HDC 06B ADLU N	2559320000

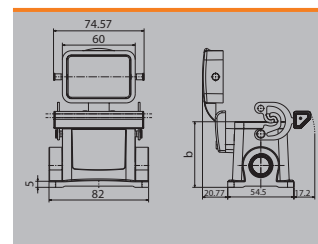


**Note** Note: N = Plastic locking lever with stainless steel inlay

Base housing



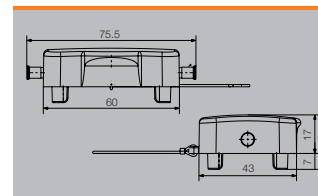
a	Version	Cover	b (mm)	Type	Order No.
M 25	w. threading		74	HDC 16D SLU 2M25G	1787520000
M 25	w. threading	with cover	74	HDC 16D SDLU 2M25G	1787540000
M 32	w. threading		74	HDC 16D SLU 2M32G	1787510000



Cover


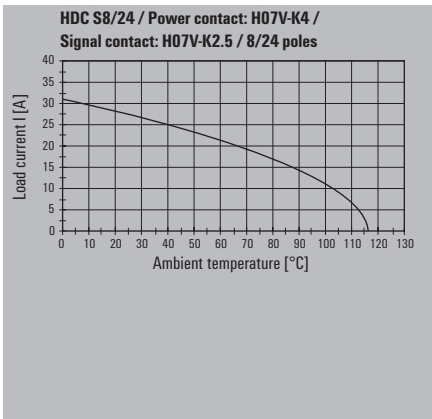


Version	Type	Order No.
For bases	HDC 06B DDDL 2B0	1665200000

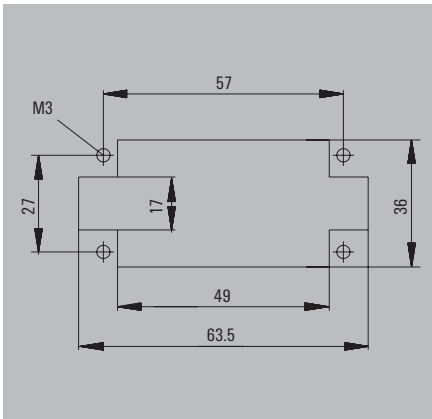


400 V, 16 A, size 4

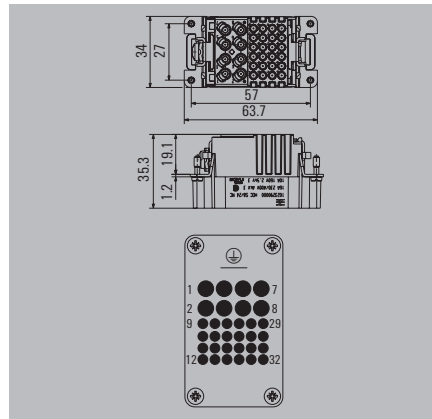

8 + 24 + ⊕



Installation cut-out



Male



Ordering data

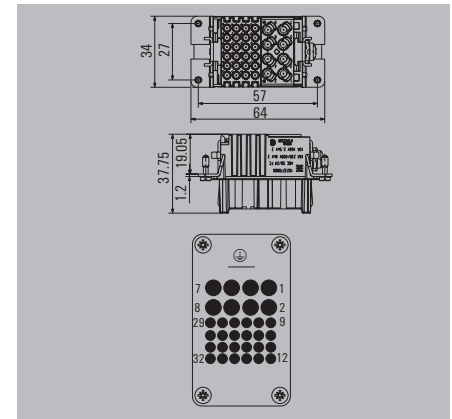
Type of connection	Type	Qty.	Order No.
Crimp connection	HDC S8/24 MC	1	1023290000

The signal contacts are designed for a rated voltage of 160 V and a rated current of 10 A.

Accessories

Type	Qty.	Order No.
<b>Crimp contacts, male - gold</b>		
HDC-C-HE-SM0.5AU	100	1651420000
HDC-C-HE-SM0.75-1.00AU	100	1651430000
HDC-C-HE-SM1.5AU	100	1651440000
HDC-C-HE-SM2.5AU	100	1651450000
HDC-C-HE-SM4.0AU	100	1651460000
HDC-C-HD-SM0.14-0.37AU	100	1651620000
HDC-C-HD-SM0.5AU	100	1651630000
HDC-C-HD-SM0.75-1.00AU	100	1651640000
HDC-C-HD-SM1.5AU	100	1651650000
HDC-C-HD-SM2.5AU	100	1651660000
<b>Crimp contacts, male - silver</b>		
HDC-C-HE-SM0.5AG	100	1200500000
HDC-C-HE-SM0.75-1.00AG	100	1200600000
HDC-C-HE-SM1.5AG	100	1200700000
HDC-C-HE-SM2.5AG	100	1200800000
HDC-C-HE-SM4.0AG	100	1200900000
HDC-C-HD-SM0.14-0.37AG	100	1651520000
HDC-C-HD-SM0.5AG	100	1651530000
HDC-C-HD-SM0.75-1.00AG	100	1601750000
HDC-C-HD-SM1.5AG	100	1651550000
HDC-C-HD-SM2.5AG	100	1651560000
<b>Tools</b>		
CTIN CM 1.6/2.5	1	9205430000
REMOVAL TOOL HE	1	1866750000
REMOVAL TOOL HD	1	1866730000

Female



Ordering data

Type of connection	Type	Qty.	Order No.
Crimp connection	HDC S8/24 FC	1	1023270000

The signal contacts are designed for a rated voltage of 160 V and a rated current of 10 A.

Accessories

Type	Qty.	Order No.
<b>Crimp contacts, female - gold</b>		
HDC-C-HE-BM0.5AU	100	1651470000
HDC-C-HE-BM0.75-1.00AU	100	1651480000
HDC-C-HE-BM1.5AU	100	1651490000
HDC-C-HE-BM2.5AU	100	1651500000
HDC-C-HE-BM4.0AU	100	1651510000
HDC-C-HD-BM0.14-0.37AU	100	1651670000
HDC-C-HD-BM0.5AU	100	1651680000
HDC-C-HD-BM0.75-1.00AU	100	1651690000
HDC-C-HD-BM1.5AU	100	1651700000
HDC-C-HD-BM2.5AU	100	1651710000
<b>Crimp contacts, female - silver</b>		
HDC-C-HE-BM0.5AG	100	1201100000
HDC-C-HE-BM0.75-1.00AG	100	1201200000
HDC-C-HE-BM1.5AG	100	1201300000
HDC-C-HE-BM2.5AG	100	1201400000
HDC-C-HE-BM4.0AG	100	1201500000
HDC-C-HD-BM0.14-0.37AG	100	1651570000
HDC-C-HD-BM0.5AG	100	1651580000
HDC-C-HD-BM0.75-1.00AG	100	1601760000
HDC-C-HD-BM1.5AG	100	1651600000
HDC-C-HD-BM2.5AG	100	1651610000
<b>Tools</b>		
CTIN CM 1.6/2.5	1	9205430000
REMOVAL TOOL HE	1	1866750000
REMOVAL TOOL HD	1	1866730000

Housing selection RockStar® IP65  
Size 4



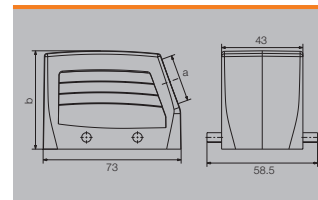
For additional housings, refer to  
Chapter D for IP65 / Chapter E for IP65 EMC /  
Chapter F for IP68 EMC

Hood

Plug housing, cable entry sideways



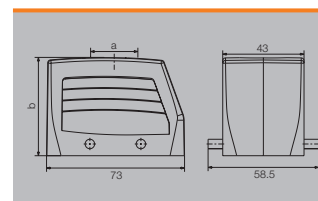
a	Version	Cover	b (mm)	Type	Order No.
M 20	w. threading		52	HDC 10B TSBU 1M20G	1787560000
M 25	w. threading		52	HDC 10B TSBU 1M25G	1787550000
M 25	w. threading		72	HDC 24D TSBU 1M25G	1787240000
M 32	w. threading		72	HDC 24D TSBU 1M32G	1787230000



Plug housing, cable entry at top



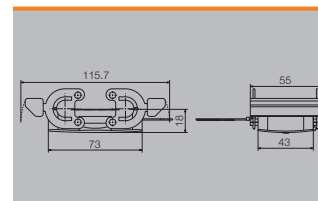
a	Version	Cover	b (mm)	Type	Order No.
M 20	w. threading		52	HDC 10B TOBU 1M20G	1787600000
M 25	w. threading		52	HDC 10B TOBU 1M25G	1787590000
M 25	w. threading		72	HDC 24D TOBU 1M25G	1787300000
M 32	w. threading		72	HDC 24D TOBU 1M32G	1787290000



Cover



Version	Type	Order No.
For hoods	HDC 10B DMDQ 2QB	1665240000
For hoods	HDC 10B DMDQ 2QB N	2559740000



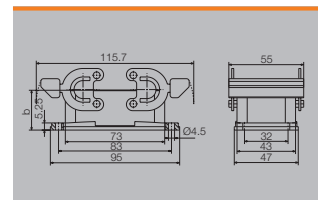
Note: N = Plastic locking lever with stainless steel inlay

Base

Bulkhead housing



Version	Cover	b (mm)	Type	Order No.
		29.5	HDC 10B ABU	1205000000
		29.5	HDC 10B ABU N	2488580000

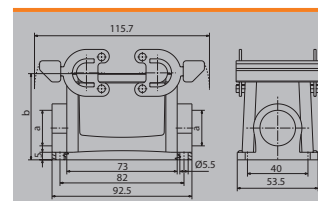


Note: N = Plastic locking lever with stainless steel inlay

Base housing



a	Version	Cover	b (mm)	Type	Order No.
M 20	w. threading		57	HDC 10B SBU 1M20G N	2560880000
M 20	w. threading		57	HDC 10B SBU 2M20G	1787640000
M 20	w. threading		57	HDC 10B SBU 2M20G N	2560890000
M 25	w. threading		57	HDC 10B SBU 1M25G N	2560900000
M 25	w. threading		57	HDC 10B SBU 2M25G	1787630000
M 25	w. threading		57	HDC 10B SBU 2M25G N	2560910000

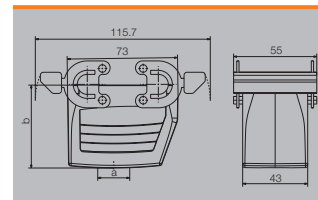


Note: N = Plastic locking lever with stainless steel inlay

Coupling housing



a	Version	Cover	b (mm)	Type	Order No.
M 20	w. threading		54.65	HDC 10B KBU 1M20G	1787720000
M 20	w. threading		54.65	HDC 10B KBU 1M20G N	2559860000

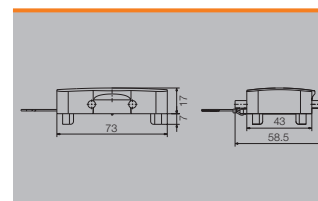


Note: N = Plastic locking lever with stainless steel inlay

Cover

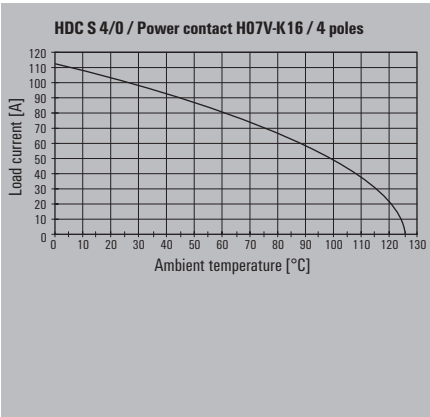


Version	Type	Order No.
For bases	HDC 10B DDDQ 480	1665230000

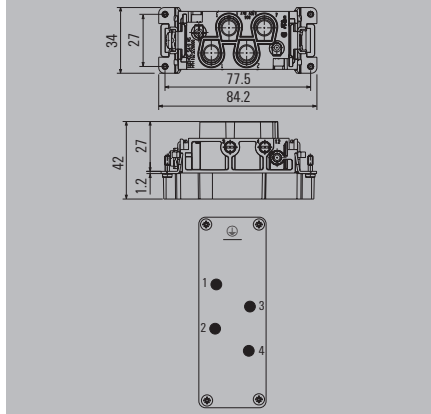



830 V, 80 A, size 6

4 + 0 + ⊕



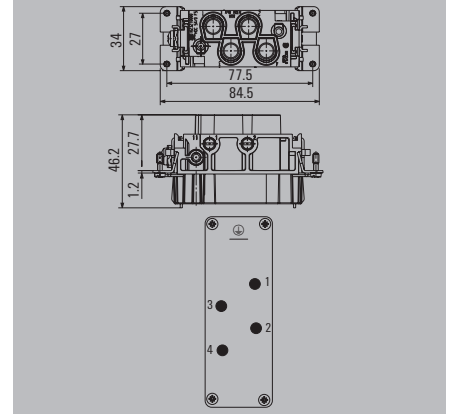

Male



Ordering data

Type of connection	Type	Qty.	Order No.
Screw connection	HDC S4/0 MS	1	1023220000

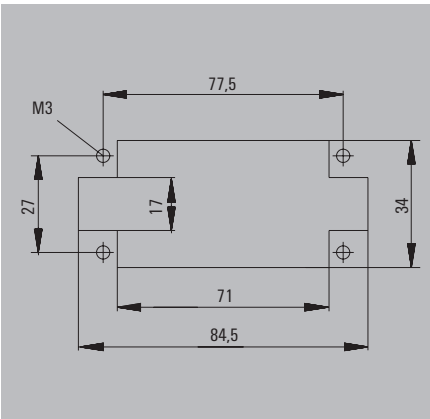
Female



Ordering data

Type of connection	Type	Qty.	Order No.
Screw connection	HDC S4/0 FS	1	1023210000

Installation cut-out



Housing selection RockStar® IP65  
Size 6

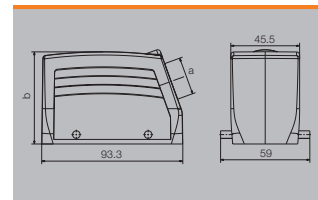
For additional housings, refer to  
Chapter D for IP65 / Chapter E for IP65 EMC /  
Chapter F for IP68 EMC

Hood

Plug housing, cable entry sideways



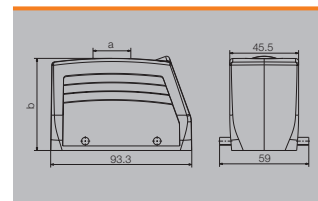
a	Version	Cover	b (mm)	Type	Order No.
M 25	w. threading		61	HDC 16B TSBU 1M25G	1788180000
M 25	w. threading		76	HDC 40D TSBU 1M25G	1787010000
M 32	w. threading		76	HDC 40D TSBU 1M32G	1787000000



Plug housing, cable entry at top



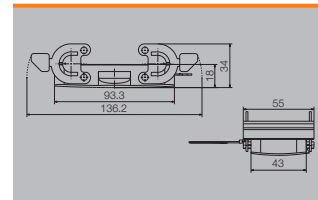
a	Version	Cover	b (mm)	Type	Order No.
M 25	w. threading		61	HDC 16B TOBU 1M25G	1788210000
M 25	w. threading		76	HDC 40D TOBU 1M25G	1787070000
M 32	w. threading		76	HDC 40D TOBU 1M32G	1787060000



Cover



Version	Type	Order No.
For hoods	HDC 16B DMDQ 2QB	1665270000



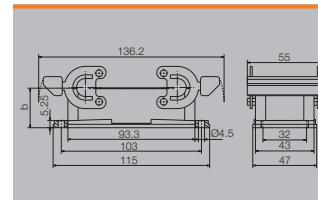
Base

Bulkhead housing



Version	Cover	b (mm)	Type	Order No.
		29	HDC 16B ABU	1208600000
		29	HDC 16B ABU N	2488590000

Note: N = Plastic locking lever with stainless steel inlay

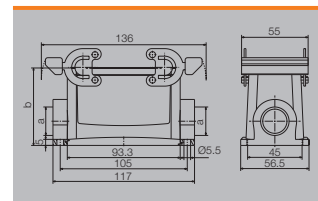


Base housing



a	Version	Cover	b (mm)	Type	Order No.
M 25	w. threading		64	HDC 16B SBU 1M25G N	2560740000
M 25	w. threading		64	HDC 16B SBU 2M25G	1788240000
M 25	w. threading		64	HDC 16B SBU 2M25G N	2560930000
M 25	w. threading		84	HDC 40D SBU 2M25G	1787120000
PG 21	w. threading		84	HDC 40D SBU 1M32G N	2561030000
M 32	w. threading		84	HDC 40D SBU 2M32G	1787110000

Note: N = Plastic locking lever with stainless steel inlay

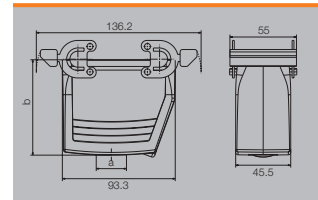


Coupling housing



a	Version	Cover	b (mm)	Type	Order No.
M 25	w. threading		78.6	HDC 40D KBU 1M25G	1787200000
PG 29	w. threading		79	HDC 40D KBU 1M25G N	2559890000
M 32	w. threading		78.6	HDC 40D KBU 1M32G	1787190000
PG 29	w. threading		79	HDC 40D KBU 1M32G N	2559900000
PG 29	w. threading		79	HDC 40D KBU 2M32G N	2545510000

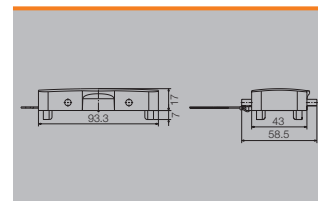
Note: N = Plastic locking lever with stainless steel inlay



Cover

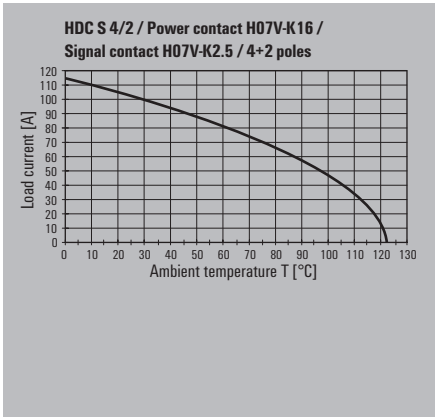


Version	Type	Order No.
For bases	HDC 16B DDDQ 4B0	1665260000

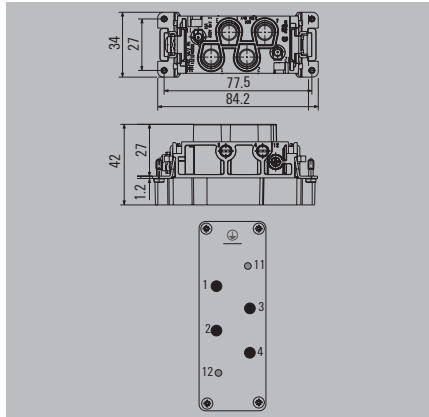



830 V, 80 A, size 6

4 + 2 + ⊕



Male

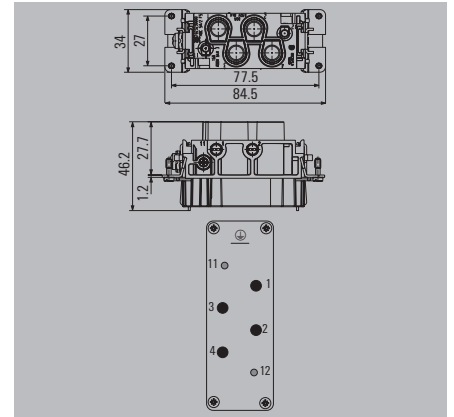



Ordering data

Type of connection	Type	Qty.	Order No.
Screw connection	HDC S4/2 MS	1	1023240000

The signal contacts are designed for a rated voltage of 400V and a rated current of 16A.

Female

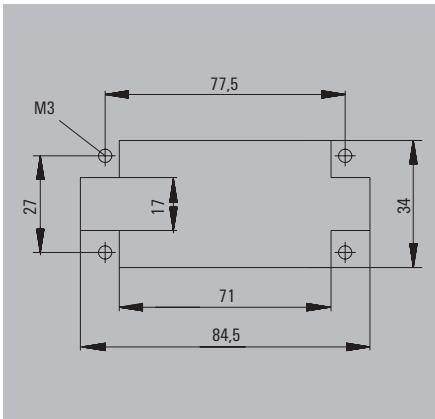


Ordering data

Type of connection	Type	Qty.	Order No.
Screw connection	HDC S4/2 FS	1	1023230000

The signal contacts are designed for a rated voltage of 400V and a rated current of 16A.

Installation cut-out





Housing selection RockStar® IP65  
Size 6

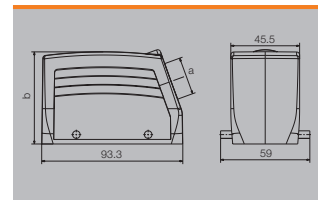
➔ For additional housings, refer to  
Chapter D for IP65 / Chapter E for IP65 EMC /  
Chapter F for IP68 EMC

Hood

Plug housing, cable entry sideways



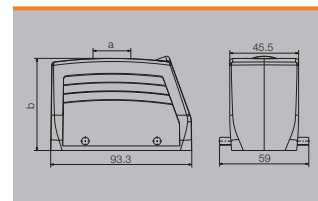
a	Version	Cover	b (mm)	Type	Order No.
M 25	w. threading		61	HDC 16B TSBU 1M25G	1788180000
M 25	w. threading		76	HDC 40D TSBU 1M25G	1787010000
M 32	w. threading		76	HDC 40D TSBU 1M32G	1787000000



Plug housing, cable entry at top



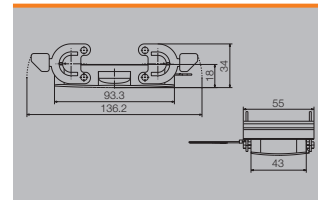
a	Version	Cover	b (mm)	Type	Order No.
M 25	w. threading		61	HDC 16B TOBU 1M25G	1788210000
M 25	w. threading		76	HDC 40D TOBU 1M25G	1787070000
M 32	w. threading		76	HDC 40D TOBU 1M32G	1787060000



Cover



Version	Type	Order No.
For hoods	HDC 16B DMDQ 2QB	1665270000



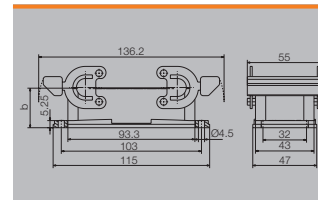
Base

Bulkhead housing



Version	Cover	b (mm)	Type	Order No.
		29	HDC 16B ABU	1208600000
		29	HDC 16B ABU N	2488590000

Note: N = Plastic locking lever with stainless steel inlay

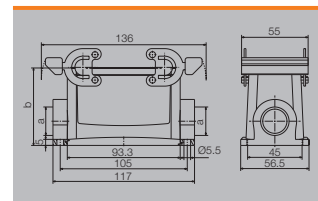


Base housing



a	Version	Cover	b (mm)	Type	Order No.
M 25	w. threading		64	HDC 16B SBU 1M25G N	2560740000
M 25	w. threading		64	HDC 16B SBU 2M25G	1788240000
M 25	w. threading		64	HDC 16B SBU 2M25G N	2560930000
M 25	w. threading		84	HDC 40D SBU 2M25G	1787120000
PG 21	w. threading		84	HDC 40D SBU 1M32G N	2561030000
M 32	w. threading		84	HDC 40D SBU 2M32G	1787110000

Note: N = Plastic locking lever with stainless steel inlay

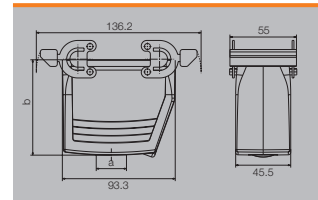


Coupling housing



a	Version	Cover	b (mm)	Type	Order No.
M 25	w. threading		78.6	HDC 40D KBU 1M25G	1787200000
PG 29	w. threading		79	HDC 40D KBU 1M25G N	2559890000
M 32	w. threading		78.6	HDC 40D KBU 1M32G	1787190000
PG 29	w. threading		79	HDC 40D KBU 1M32G N	2559900000
PG 29	w. threading		79	HDC 40D KBU 2M32G N	2545510000

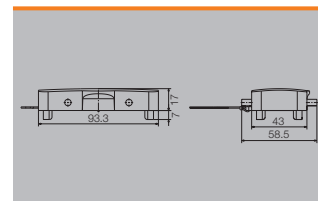
Note: N = Plastic locking lever with stainless steel inlay



Cover

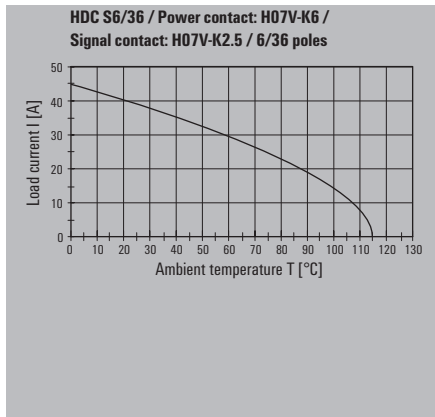


Version	Type	Order No.
For bases	HDC 16B DDDQ 4B0	1665260000

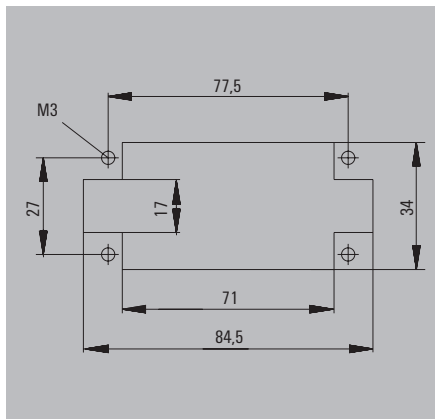


690 V, 40 A, size 6

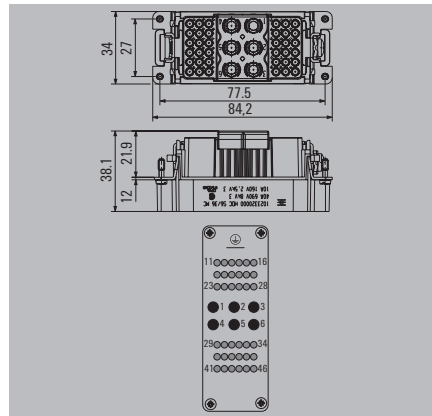
6 + 36 + ⊕



Installation cut-out



Male



Ordering data

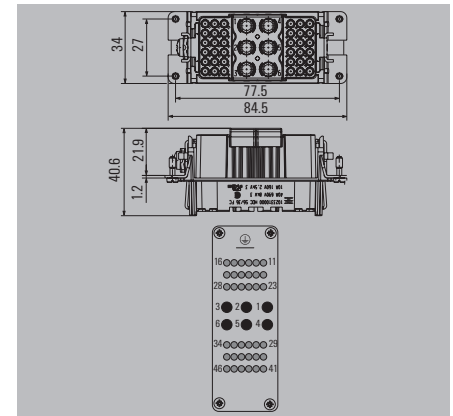
Type of connection	Type	Qty.	Order No.
Crimp connection	HDC S6/36 MC	1	1023320000

The signal contacts are designed for a rated voltage of 160 V and a rated current of 10 A.

Accessories

Type	Qty.	Order No.
<b>Crimp contacts, male - gold</b>		
HDC-C-HD-SM0.14-0.37AU	100	1651620000
HDC-C-HD-SM0.5AU	100	1651630000
HDC-C-HD-SM0.75-1.00AU	100	1651640000
HDC-C-HD-SM1.5AU	100	1651650000
HDC-C-HD-SM2.5AU	100	1651660000
<b>Crimp contacts, male - silver</b>		
HDC-C-HD-SM0.14-0.37AG	100	1651520000
HDC-C-HD-SM0.5AG	100	1651530000
HDC-C-HD-SM0.75-1.00AG	100	1601750000
HDC-C-HD-SM1.5AG	100	1651550000
HDC-C-HD-SM2.5AG	100	1651560000
HDC C HX SM1.5AG	25	1002910000
HDC C HX SM2.5AG	25	1002920000
HDC C HX SM4.0AG	25	1002930000
HDC C HX SM6.0AG	25	1002940000
<b>Tools</b>		
CTIN CM 1.6/2.5	1	9205430000
CTX CM 1.6/2.5	1	9018490000
REMOVAL TOOL HD	1	1866730000
REMOVAL TOOL HX	1	1002990000

Female



Ordering data


Type of connection	Type	Qty.	Order No.
Crimp connection	HDC S6/36 FC	1	1023310000

The signal contacts are designed for a rated voltage of 160 V and a rated current of 10 A.

Accessories

Type	Qty.	Order No.
<b>Crimp contacts, female - gold</b>		
HDC-C-HD-BM0.14-0.37AU	100	1651670000
HDC-C-HD-BM0.5AU	100	1651680000
HDC-C-HD-BM0.75-1.00AU	100	1651690000
HDC-C-HD-BM1.5AU	100	1651700000
HDC-C-HD-BM2.5AU	100	1651710000
<b>Crimp contacts, female - silver</b>		
HDC-C-HD-BM0.14-0.37AG	100	1651570000
HDC-C-HD-BM0.5AG	100	1651580000
HDC-C-HD-BM0.75-1.00AG	100	1601760000
HDC-C-HD-BM1.5AG	100	1651600000
HDC-C-HD-BM2.5AG	100	1651610000
HDC C HX BM1.5AG	25	1002950000
HDC C HX BM2.5AG	25	1002960000
HDC C HX BM4.0AG	25	1002970000
HDC C HX BM6.0AG	25	1002980000
<b>Tools</b>		
CTIN CM 1.6/2.5	1	9205430000
CTX CM 1.6/2.5	1	9018490000
REMOVAL TOOL HD	1	1866730000
REMOVAL TOOL HX	1	1002990000

Housing selection RockStar® IP65  
Size 6

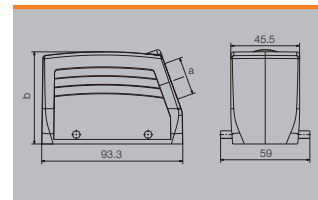
 For additional housings, refer to  
Chapter D for IP65 / Chapter E for IP65 EMC /  
Chapter F for IP68 EMC

Hood

Plug housing, cable entry sideways



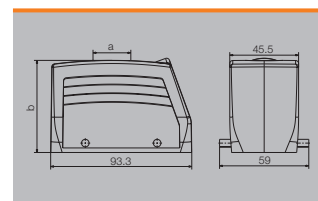
a	Version	Cover	b (mm)	Type	Order No.
M 25	w. threading		61	HDC 16B TSBU 1M25G	1788180000
M 25	w. threading		76	HDC 40D TSBU 1M25G	1787010000
M 32	w. threading		76	HDC 40D TSBU 1M32G	1787000000



Plug housing, cable entry at top



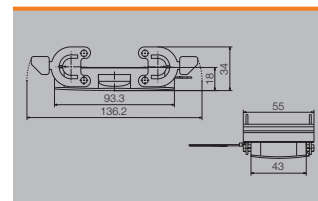
a	Version	Cover	b (mm)	Type	Order No.
M 25	w. threading		61	HDC 16B TOBU 1M25G	1788210000
M 25	w. threading		76	HDC 40D TOBU 1M25G	1787070000
M 32	w. threading		76	HDC 40D TOBU 1M32G	1787060000



Cover



Version	Type	Order No.
For hoods	HDC 16B DMDQ 2QB	1665270000



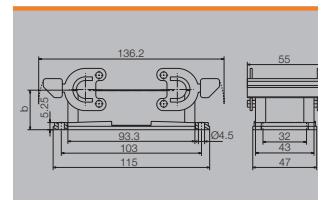
Base

Bulkhead housing



Version	Cover	b (mm)	Type	Order No.
		29	HDC 16B ABU	1208600000
		29	HDC 16B ABU N	2488590000

Note: N = Plastic locking lever with stainless steel inlay

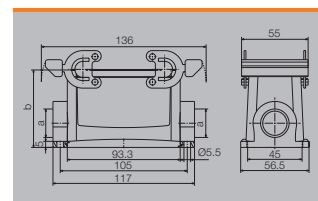


Base housing



a	Version	Cover	b (mm)	Type	Order No.
M 25	w. threading		64	HDC 16B SBU 1M25G N	2560740000
M 25	w. threading		64	HDC 16B SBU 2M25G	1788240000
M 25	w. threading		64	HDC 16B SBU 2M25G N	2560930000
M 25	w. threading		84	HDC 40D SBU 2M25G	1787120000
PG 21	w. threading		84	HDC 40D SBU 1M32G N	2561030000
M 32	w. threading		84	HDC 40D SBU 2M32G	1787110000

Note: N = Plastic locking lever with stainless steel inlay

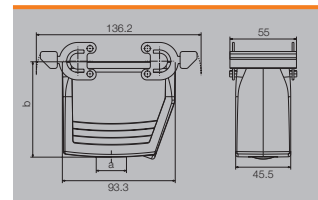


Coupling housing



a	Version	Cover	b (mm)	Type	Order No.
M 25	w. threading		78.6	HDC 40D KBU 1M25G	1787200000
PG 29	w. threading		79	HDC 40D KBU 1M25G N	2559890000
M 32	w. threading		78.6	HDC 40D KBU 1M32G	1787190000
PG 29	w. threading		79	HDC 40D KBU 1M32G N	2559900000
PG 29	w. threading		79	HDC 40D KBU 2M32G N	2545510000

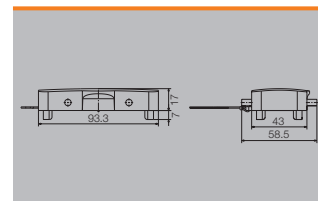
Note: N = Plastic locking lever with stainless steel inlay



Cover


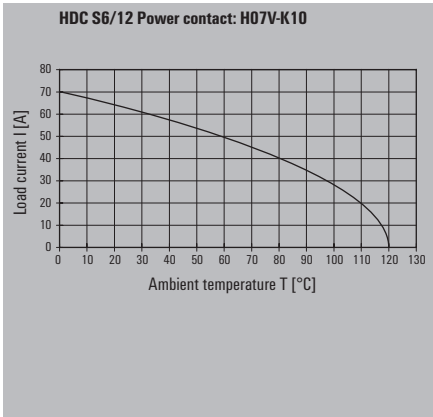


Version	Type	Order No.
For bases	HDC 16B DDDQ 4B0	1665260000

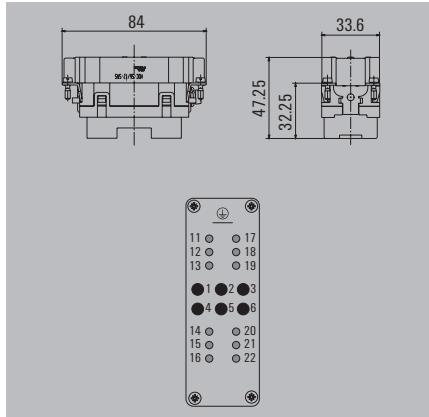



690 V, 48 A, size 6

6 + 12 + ⊕



Male

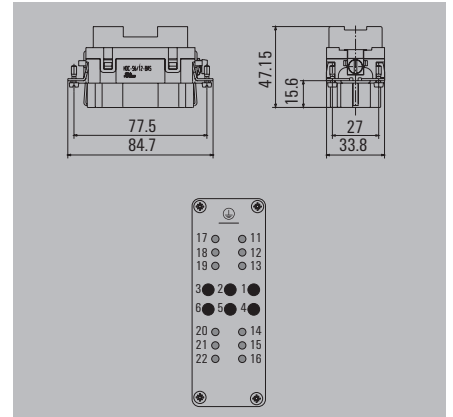



Ordering data

Type of connection	Type	Qty.	Order No.
Axial screw connection	HDC S6 12 SAS	1	1790000000

The signal contacts are designed for a rated voltage of 400V and a rated current of 16A.

Female

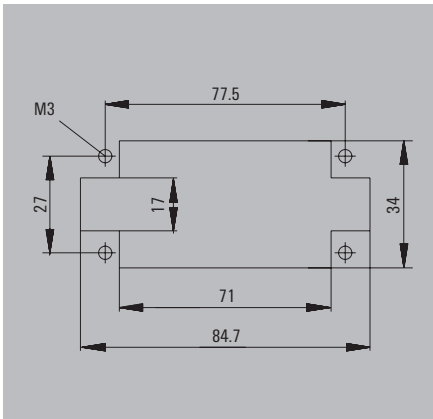


Ordering data


Type of connection	Type	Qty.	Order No.
Axial screw connection	HDC S6 12 BAS	1	1790010000

The signal contacts are designed for a rated voltage of 400V and a rated current of 16A.

Installation cut-out



Housing selection RockStar® IP65  
Size 6

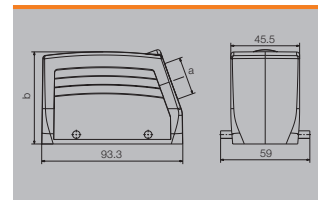
 For additional housings, refer to  
Chapter D for IP65 / Chapter E for IP65 EMC /  
Chapter F for IP68 EMC

Hood

Plug housing, cable entry sideways



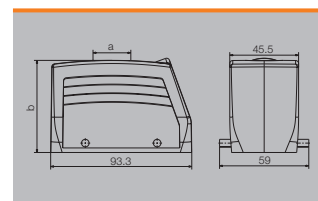
a	Version	Cover	b (mm)	Type	Order No.
M 25	w. threading		61	HDC 16B TSBU 1M25G	1788180000
M 25	w. threading		76	HDC 40D TSBU 1M25G	1787010000
M 32	w. threading		76	HDC 40D TSBU 1M32G	1787000000



Plug housing, cable entry at top



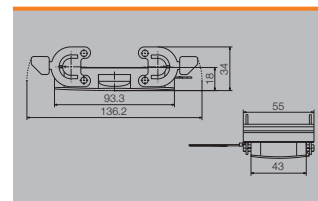
a	Version	Cover	b (mm)	Type	Order No.
M 25	w. threading		61	HDC 16B TOBU 1M25G	1788210000
M 25	w. threading		76	HDC 40D TOBU 1M25G	1787070000
M 32	w. threading		76	HDC 40D TOBU 1M32G	1787060000



Cover



Version	Type	Order No.
For hoods	HDC 16B DMDQ 2QB	1665270000



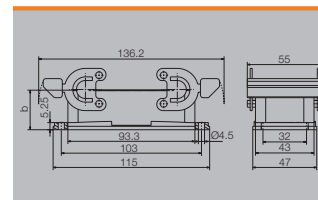
Base

Bulkhead housing



Version	Cover	b (mm)	Type	Order No.
		29	HDC 16B ABU	1208600000
		29	HDC 16B ABU N	2488590000

Note: N = Plastic locking lever with stainless steel inlay

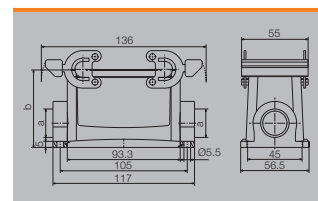


Base housing



a	Version	Cover	b (mm)	Type	Order No.
M 25	w. threading		64	HDC 16B SBU 1M25G N	2560740000
M 25	w. threading		64	HDC 16B SBU 2M25G	1788240000
M 25	w. threading		64	HDC 16B SBU 2M25G N	2560930000
M 25	w. threading		84	HDC 40D SBU 2M25G	1787120000
PG 21	w. threading		84	HDC 40D SBU 1M32G N	2561030000
M 32	w. threading		84	HDC 40D SBU 2M32G	1787110000

Note: N = Plastic locking lever with stainless steel inlay

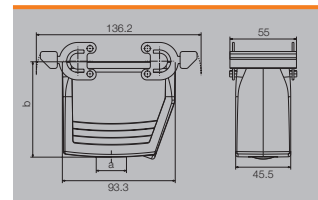


Coupling housing



a	Version	Cover	b (mm)	Type	Order No.
M 25	w. threading		78.6	HDC 40D KBU 1M25G	1787200000
PG 29	w. threading		79	HDC 40D KBU 1M25G N	2559890000
M 32	w. threading		78.6	HDC 40D KBU 1M32G	1787190000
PG 29	w. threading		79	HDC 40D KBU 1M32G N	2559900000
PG 29	w. threading		79	HDC 40D KBU 2M32G N	2545510000

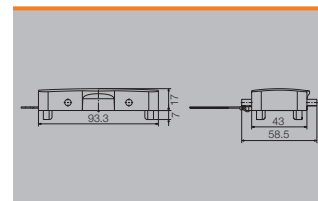
Note: N = Plastic locking lever with stainless steel inlay



Cover



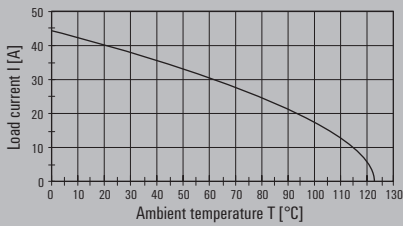
Version	Type	Order No.
For bases	HDC 16B DDDQ 4B0	1665260000



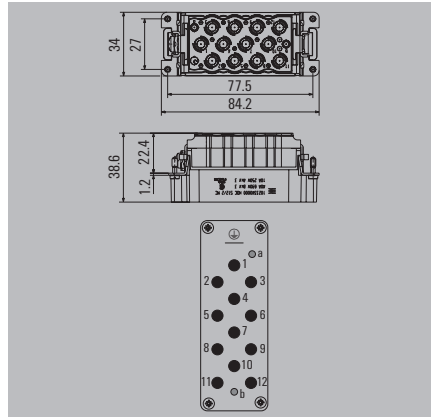

690 V, 40 A, size 6

12 + 2 + ⊕

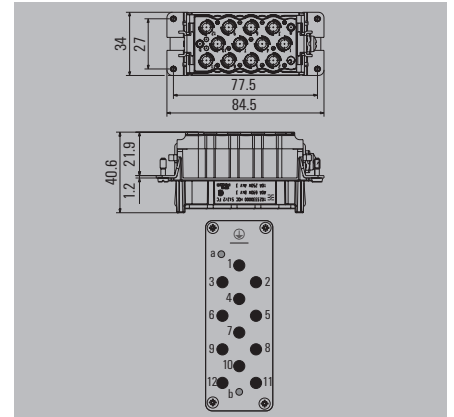
HDC S12/2 / Power contact: H07V-K6 /  
Signal contact: H07V-K2.5 / 12/2 poles



Male



Female



Ordering data

Type of connection	Type	Qty.	Order No.
Crimp connection	HDC S12/2 MC	1	1023340000

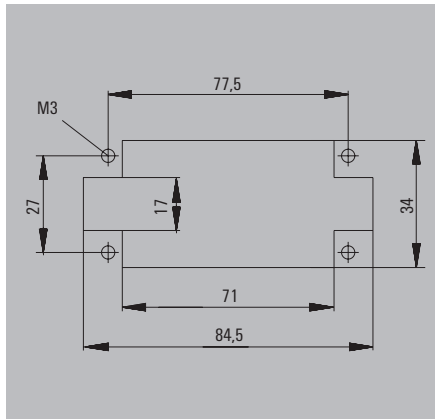
The signal contacts are designed for a rated voltage of 250 V and a rated current of 10 A.

Ordering data

Type of connection	Type	Qty.	Order No.
Crimp connection	HDC S12/2 FC	1	1023330000

The signal contacts are designed for a rated voltage of 250 V and a rated current of 10 A.

Installation cut-out



Accessories

Type	Qty.	Order No.
<b>Crimp contacts, male - gold</b>		
HDC-C-HD-SM0.14-0.37AU	100	1651620000
HDC-C-HD-SM0.5AU	100	1651630000
HDC-C-HD-SM0.75-1.00AU	100	1651640000
HDC-C-HD-SM1.5AU	100	1651650000
HDC-C-HD-SM2.5AU	100	1651660000
<b>Crimp contacts, male - silver</b>		
HDC-C-HD-SM0.14-0.37AG	100	1651520000
HDC-C-HD-SM0.5AG	100	1651530000
HDC-C-HD-SM0.75-1.00AG	100	1601750000
HDC-C-HD-SM1.5AG	100	1651550000
HDC-C-HD-SM2.5AG	100	1651560000
HDC C HX SM1.5AG	25	1002910000
HDC C HX SM2.5AG	25	1002920000
HDC C HX SM4.0AG	25	1002930000
HDC C HX SM6.0AG	25	1002940000
<b>Tools</b>		
CTIN CM 1.6/2.5	1	9205430000
CTX CM 1.6/2.5	1	9018490000
REMOVAL TOOL HD	1	1866730000
REMOVAL TOOL HX	1	1002990000

Accessories

Type	Qty.	Order No.
<b>Crimp contacts, female - gold</b>		
HDC-C-HD-BM0.14-0.37AU	100	1651670000
HDC-C-HD-BM0.5AU	100	1651680000
HDC-C-HD-BM0.75-1.00AU	100	1651690000
HDC-C-HD-BM1.5AU	100	1651700000
HDC-C-HD-BM2.5AU	100	1651710000
<b>Crimp contacts, female - silver</b>		
HDC-C-HD-BM0.14-0.37AG	100	1651570000
HDC-C-HD-BM0.5AG	100	1651580000
HDC-C-HD-BM0.75-1.00AG	100	1601760000
HDC-C-HD-BM1.5AG	100	1651600000
HDC-C-HD-BM2.5AG	100	1651610000
HDC C HX BM1.5AG	25	1002950000
HDC C HX BM2.5AG	25	1002960000
HDC C HX BM4.0AG	25	1002970000
HDC C HX BM6.0AG	25	1002980000
<b>Tools</b>		
CTIN CM 1.6/2.5	1	9205430000
CTX CM 1.6/2.5	1	9018490000
REMOVAL TOOL HD	1	1866730000
REMOVAL TOOL HX	1	1002990000

Housing selection RockStar® IP65  
Size 6



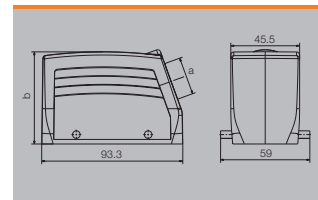
For additional housings, refer to  
Chapter D for IP65 / Chapter E for IP65 EMC /  
Chapter F for IP68 EMC

Hood

Plug housing, cable entry sideways



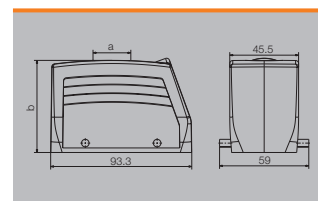
a	Version	Cover	b (mm)	Type	Order No.
M 25	w. threading		61	HDC 16B TSBU 1M25G	1788180000
M 25	w. threading		76	HDC 40D TSBU 1M25G	1787010000
M 32	w. threading		76	HDC 40D TSBU 1M32G	1787000000



Plug housing, cable entry at top



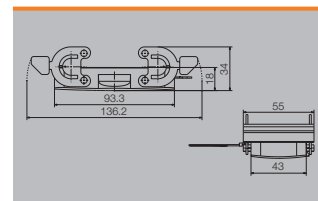
a	Version	Cover	b (mm)	Type	Order No.
M 25	w. threading		61	HDC 16B TOBU 1M25G	1788210000
M 25	w. threading		76	HDC 40D TOBU 1M25G	1787070000
M 32	w. threading		76	HDC 40D TOBU 1M32G	1787060000



Cover



Version	Type	Order No.
For hoods	HDC 16B DMDQ 2QB	1665270000



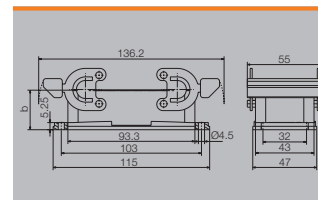
Base

Bulkhead housing



Version	Cover	b (mm)	Type	Order No.
		29	HDC 16B ABU	1208600000
		29	HDC 16B ABU N	2488590000

Note: N = Plastic locking lever with stainless steel inlay

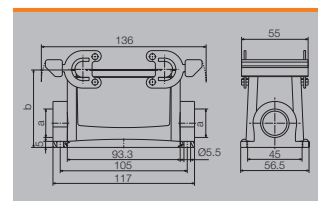


Base housing



a	Version	Cover	b (mm)	Type	Order No.
M 25	w. threading		64	HDC 16B SBU 1M25G N	2560740000
M 25	w. threading		64	HDC 16B SBU 2M25G	1788240000
M 25	w. threading		64	HDC 16B SBU 2M25G N	2560930000
M 25	w. threading		84	HDC 40D SBU 2M25G	1787120000
PG 21	w. threading		84	HDC 40D SBU 1M32G N	2561030000
M 32	w. threading		84	HDC 40D SBU 2M32G	1787110000

Note: N = Plastic locking lever with stainless steel inlay

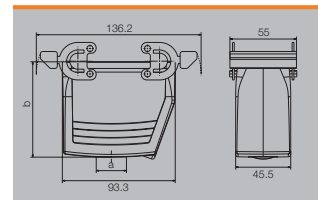


Coupling housing



a	Version	Cover	b (mm)	Type	Order No.
M 25	w. threading		78.6	HDC 40D KBU 1M25G	1787200000
PG 29	w. threading		79	HDC 40D KBU 1M25G N	2559890000
M 32	w. threading		78.6	HDC 40D KBU 1M32G	1787190000
PG 29	w. threading		79	HDC 40D KBU 1M32G N	2559900000
PG 29	w. threading		79	HDC 40D KBU 2M32G N	2545510000

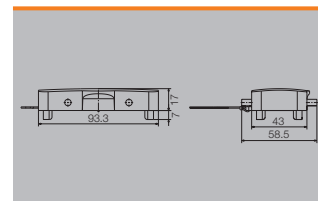
Note: N = Plastic locking lever with stainless steel inlay



Cover



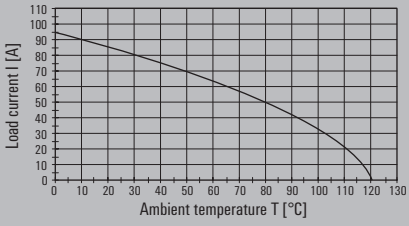
Version	Type	Order No.
For bases	HDC 16B DDDQ 4B0	1665260000



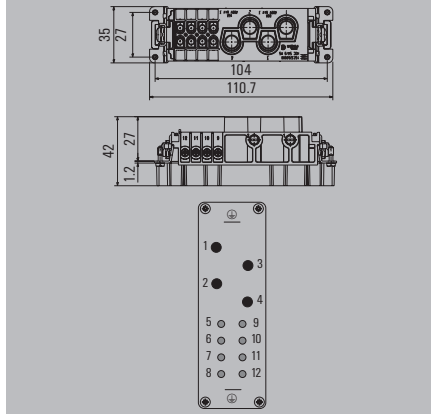

400 V, 80 A, size 8

4 + 8 + ⊕

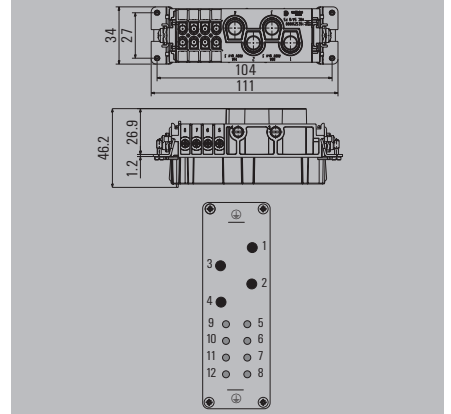

HDC S4 / 8 / Power contact: H07V-K16 /  
Signal contact: H07V-K2.5 / 4/8 poles



Male



Female



Ordering data

Type of connection	Type	Qty.	Order No.
Screw connection	HDC S4/8 MS	1	<b>1023260000</b>

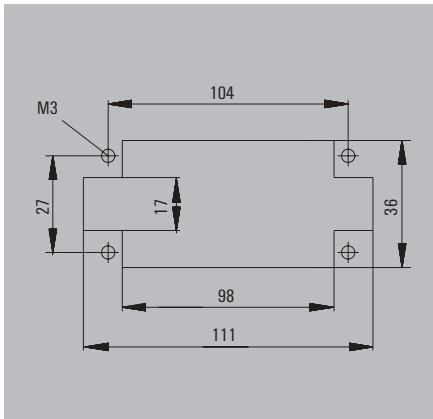
The signal contacts are designed for a rated voltage of 400V and a rated current of 16A.

Ordering data

Type of connection	Type	Qty.	Order No.
Screw connection	HDC S4/8 FS	1	<b>1023250000</b>

The signal contacts are designed for a rated voltage of 400V and a rated current of 16A.

Installation cut-out





Housing selection RockStar® IP65  
Size 8



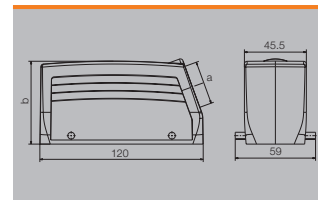
For additional housings, refer to  
Chapter D for IP65 / Chapter E for IP65 EMC /  
Chapter F for IP68 EMC

Hood

Plug housing, cable entry sideways



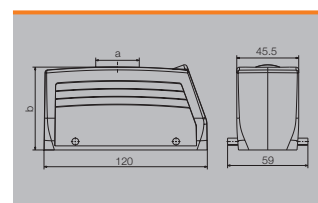
a	Version	Cover	b (mm)	Type	Order No.
M 25	w. threading		62.58	HDC 24B TSBU 1M25G	1787760000
M 25	w. threading		76	HDC 64D TSBU 1M25G	1786780000
M 32	w. threading		62.58	HDC 24B TSBU 1M32G	1787750000
M 32	w. threading		76	HDC 64D TSBU 1M32G	1786770000



Plug housing, cable entry at top



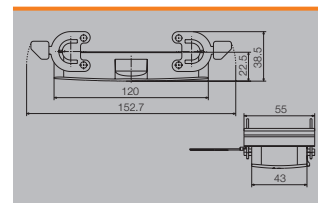
a	Version	Cover	b (mm)	Type	Order No.
M 25	w. threading		62.58	HDC 24B TOBU 1M25G	1787820000
M 32	w. threading		62.58	HDC 24B TOBU 1M32G	1787810000
M 32	w. threading		76	HDC 64D TOBU 1M32G	1786830000



Cover



Version	Type	Order No.
For hoods	HDC 24B DMDQ 2QB	1665640000
For hoods	HDC 24B DMDQ 2QB N	2559760000



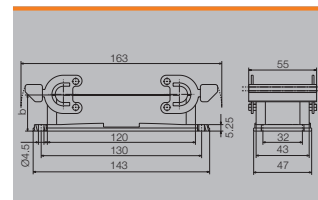
Note: N = Plastic locking lever with stainless steel inlay

Base

Bulkhead housing



Version	Cover	b (mm)	Type	Order No.
		29.5	HDC 24B ABU	1212400000
		29.5	HDC 24B ABU N	2488600000

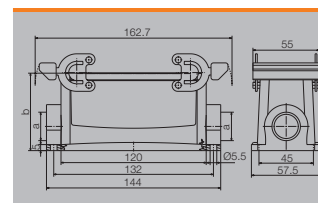


Note: N = Plastic locking lever with stainless steel inlay

Base housing



a	Version	Cover	b (mm)	Type	Order No.
M 25	w. threading		64	HDC 24B SBU 2M25G	1787870000
M 25	w. threading		64	HDC 24B SBU 2M25G N	2560970000
M 25	w. threading		84	HDC 64D SBU 2M25G	1786890000
M 32	w. threading		84	HDC 64D SBU 2M25G N	2561060000
M 32	w. threading		84	HDC 64D SBU 1M32G N	2561050000
M 32	w. threading		84	HDC 64D SBU 2M32G	1786880000

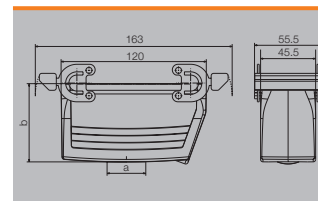


Note: N = Plastic locking lever with stainless steel inlay

Coupling housing



a	Version	Cover	b (mm)	Type	Order No.
M 25	w. threading		65	HDC 24B KBU 1M25G	1787920000
M 25	w. threading		65	HDC 24B KBU 1M25G N	2559870000
M 32	w. threading		65	HDC 24B KBU 2M32G N	2559880000
M 32	w. threading		79	HDC 64D KBU 1M32G	1786960000
M 32	w. threading		79	HDC 64D KBU 1M32G N	2559910000

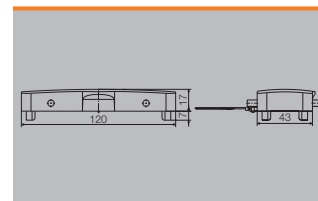


Note: N = Plastic locking lever with stainless steel inlay

Cover

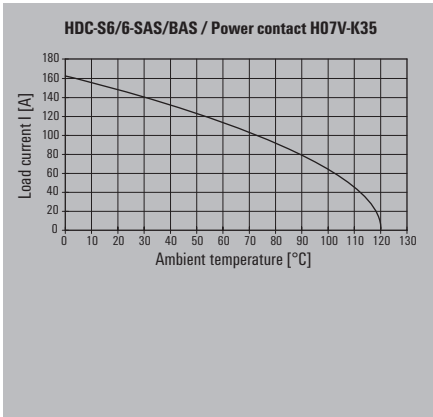


Version	Type	Order No.
For bases	HDC 24B DDDQ 4B0	1665630000

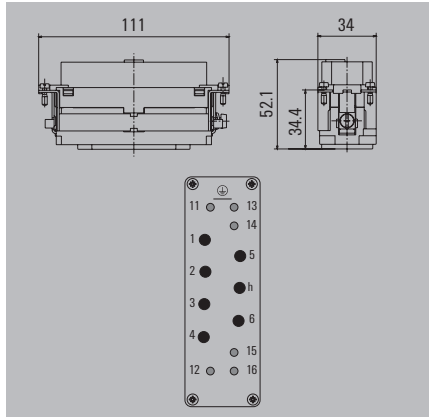


690 V, 100 A, size 8

6 + 6 + ⊕



Male

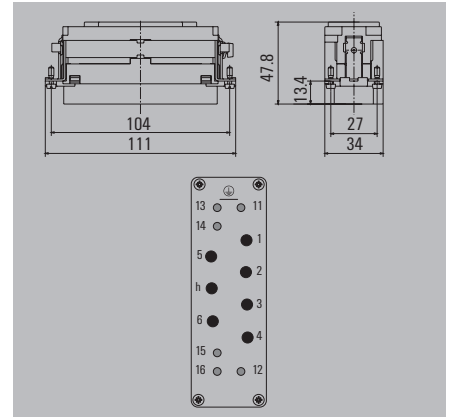


Ordering data

Type of connection	Type	Qty.	Order No.
Axial screw connection	HDC S6 6 SAS	1	1790030000

The signal contacts are designed for a rated voltage of 400V and a rated current of 16A.

Female

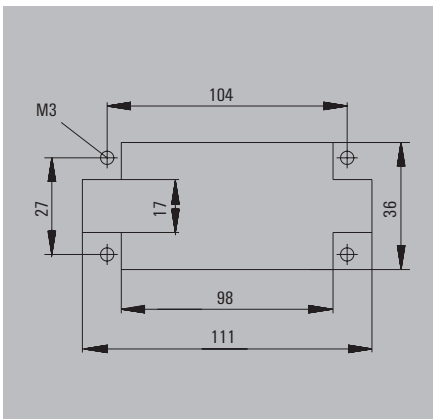


Ordering data


Type of connection	Type	Qty.	Order No.
Axial screw connection	HDC S6 6 BAS	1	1790020000

The signal contacts are designed for a rated voltage of 400V and a rated current of 16A.

Installation cut-out



Housing selection RockStar® IP65  
Size 8

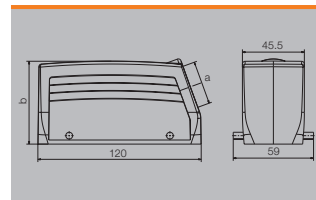
 For additional housings, refer to  
Chapter D for IP65 / Chapter E for IP65 EMC /  
Chapter F for IP68 EMC

Hood

Plug housing, cable entry sideways



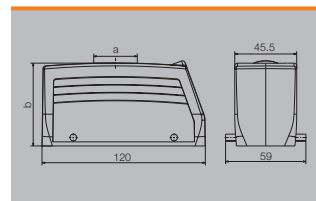
a	Version	Cover	b (mm)	Type	Order No.
M 25	w. threading		62.58	HDC 24B TSBU 1M25G	1787760000
M 25	w. threading		76	HDC 64D TSBU 1M25G	1786780000
M 32	w. threading		62.58	HDC 24B TSBU 1M32G	1787750000
M 32	w. threading		76	HDC 64D TSBU 1M32G	1786770000



Plug housing, cable entry at top



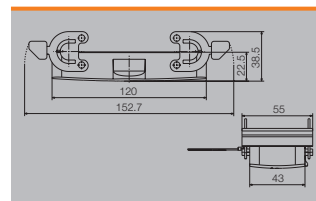
a	Version	Cover	b (mm)	Type	Order No.
M 25	w. threading		62.58	HDC 24B TOBU 1M25G	1787820000
M 32	w. threading		62.58	HDC 24B TOBU 1M32G	1787810000
M 32	w. threading		76	HDC 64D TOBU 1M32G	1786830000



Cover



Version	Type	Order No.
For hoods	HDC 24B DMDQ 2QB	1665640000
For hoods	HDC 24B DMDQ 2QB N	2559760000



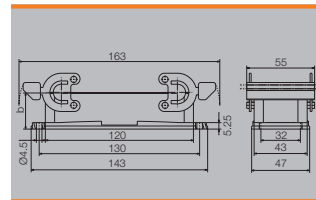
**Note** Note: N = Plastic locking lever with stainless steel inlay

Base

Bulkhead housing



Version	Cover	b (mm)	Type	Order No.
		29.5	HDC 24B ABU	1212400000
		29.5	HDC 24B ABU N	2488600000

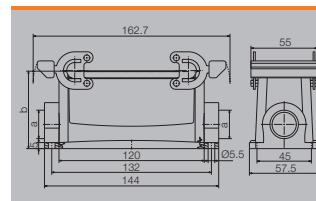


**Note** Note: N = Plastic locking lever with stainless steel inlay

Base housing



a	Version	Cover	b (mm)	Type	Order No.
M 25	w. threading		64	HDC 24B SBU 2M25G	1787870000
M 25	w. threading		64	HDC 24B SBU 2M25G N	2560970000
M 25	w. threading		84	HDC 64D SBU 2M25G	1786890000
M 32	w. threading		84	HDC 64D SBU 2M25G N	2561060000
M 32	w. threading		84	HDC 64D SBU 1M32G N	2561050000
M 32	w. threading		84	HDC 64D SBU 2M32G	1786880000

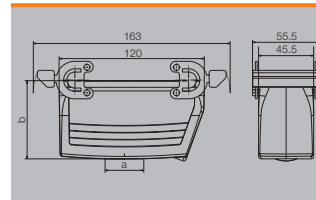


**Note** Note: N = Plastic locking lever with stainless steel inlay

Coupling housing



a	Version	Cover	b (mm)	Type	Order No.
M 25	w. threading		65	HDC 24B KBU 1M25G	1787920000
M 25	w. threading		65	HDC 24B KBU 1M25G N	2559870000
M 32	w. threading		65	HDC 24B KBU 2M32G N	2559880000
M 32	w. threading		79	HDC 64D KBU 1M32G	1786960000
M 32	w. threading		79	HDC 64D KBU 1M32G N	2559910000

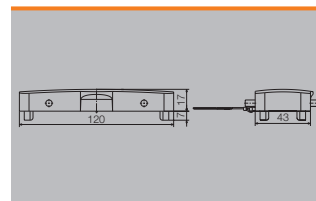


**Note** Note: N = Plastic locking lever with stainless steel inlay

Cover

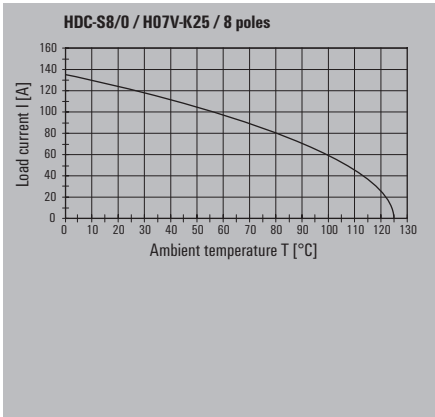


Version	Type	Order No.
For bases	HDC 24B DDDQ 4B0	1665630000

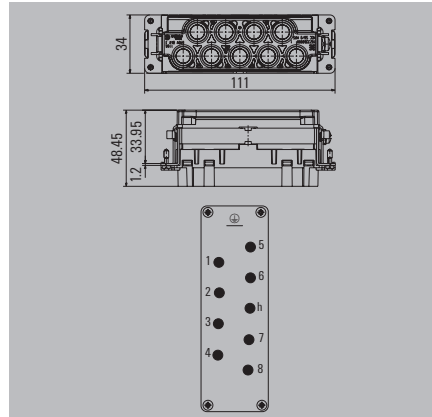


690 V, 110 A, size 8

8 + 0 + ⊕



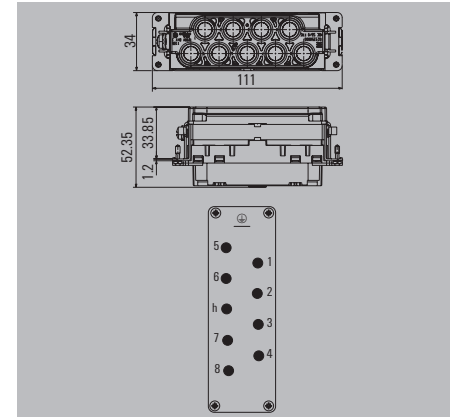

Male



Ordering data

Type of connection	Type	Qty.	Order No.
Axial screw connection	HDC S8/0 MAS	1	1023360000

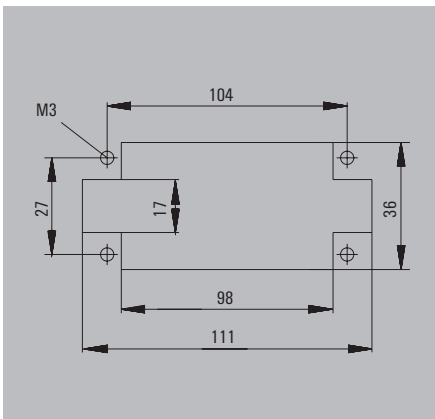
Female




Ordering data

Type of connection	Type	Qty.	Order No.
Axial screw connection	HDC S8/0 FAS	1	1023350000

Installation cut-out



Housing selection RockStar® IP65  
Size 8

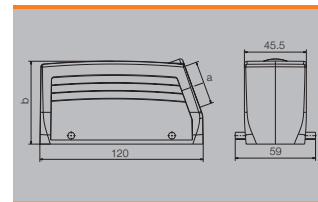
 For additional housings, refer to  
Chapter D for IP65 / Chapter E for IP65 EMC /  
Chapter F for IP68 EMC

Hood

Plug housing, cable entry sideways



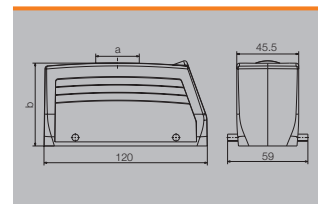
a	Version	Cover	b (mm)	Type	Order No.
M 25	w. threading		62.58	HDC 24B TSBU 1M25G	1787760000
M 25	w. threading		76	HDC 64D TSBU 1M25G	1786780000
M 32	w. threading		62.58	HDC 24B TSBU 1M32G	1787750000
M 32	w. threading		76	HDC 64D TSBU 1M32G	1786770000



Plug housing, cable entry at top



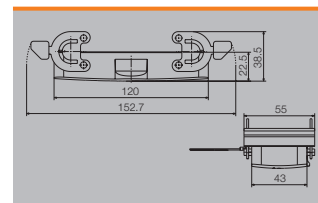
a	Version	Cover	b (mm)	Type	Order No.
M 25	w. threading		62.58	HDC 24B TOBU 1M25G	1787820000
M 32	w. threading		62.58	HDC 24B TOBU 1M32G	1787810000
M 32	w. threading		76	HDC 64D TOBU 1M32G	1786830000



Cover



Version	Type	Order No.
For hoods	HDC 24B DMDQ 2QB	1665640000
For hoods	HDC 24B DMDQ 2QB N	2559760000



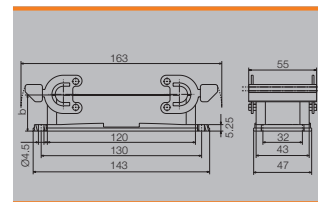
Note: N = Plastic locking lever with stainless steel inlay

Base

Bulkhead housing



Version	Cover	b (mm)	Type	Order No.
		29.5	HDC 24B ABU	1212400000
		29.5	HDC 24B ABU N	2488600000

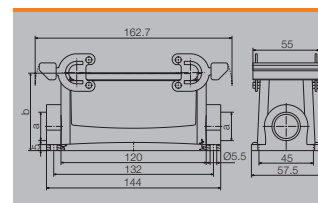


Note: N = Plastic locking lever with stainless steel inlay

Base housing



a	Version	Cover	b (mm)	Type	Order No.
M 25	w. threading		64	HDC 24B SBU 2M25G	1787870000
M 25	w. threading		64	HDC 24B SBU 2M25G N	2560970000
M 25	w. threading		84	HDC 64D SBU 2M25G	1786890000
M 32	w. threading		84	HDC 64D SBU 2M25G N	2561060000
M 32	w. threading		84	HDC 64D SBU 1M32G N	2561050000
M 32	w. threading		84	HDC 64D SBU 2M32G	1786880000

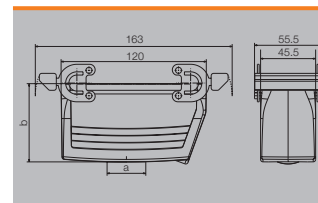


Note: N = Plastic locking lever with stainless steel inlay

Coupling housing



a	Version	Cover	b (mm)	Type	Order No.
M 25	w. threading		65	HDC 24B KBU 1M25G	1787920000
M 25	w. threading		65	HDC 24B KBU 1M25G N	2559870000
M 32	w. threading		65	HDC 24B KBU 2M32G N	2559880000
M 32	w. threading		79	HDC 64D KBU 1M32G	1786960000
M 32	w. threading		79	HDC 64D KBU 1M32G N	2559910000

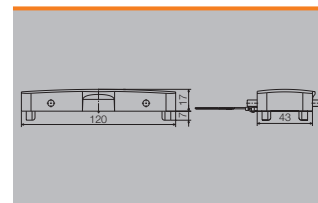


Note: N = Plastic locking lever with stainless steel inlay

Cover



Version	Type	Order No.
For bases	HDC 24B DDDQ 4B0	1665630000





# RockStar® ModuPlug modular system

<b>RockStar® ModuPlug modular system</b>	<b>Introduction</b>	<b>C.2</b>
	<b>RockStar® ModuPlug frames</b>	<b>C.6</b>
	<b>RockStar® ModuPlug modules</b>	<b>C.8</b>
	<b>RockStar® ModuPlug Field attachable data connector</b>	<b>C.25</b>
	<b>RockStar® ModuPlug data inserts</b>	<b>C.28</b>
	<b>RockStar® ModuPlug RJ45 modules</b>	<b>C.36</b>
	<b>RockStar® ModuPlug pneumatic modules</b>	<b>C.38</b>

# RockStar® ModuPlug

## Great performance in the smallest of spaces

Industrial applications are becoming increasingly complex. The demands being made of the connectivity used are growing at the same time. Functionality in the smallest of installation spaces, safe installation and a fast retrofitting process are just some of the product properties being called for.

Not only does our RockStar® ModuPlug modular plug-in connector system meet current market requirements; it has been specially designed with the future in mind too. Thanks to the new variety of module sizes, you can fit more applications than ever before in one plug-in connector. The modules reduce the amount of space required and cut costs when compared with fixed-pole inserts and other modular plug-in connector systems.

The sophisticated frames and modules can be installed with extreme ease and integrated into HDC enclosures with the IP65 and IP68 protection classes. You can even use the RockStar® ModuPlug to supplement existing applications without any need to make system adjustments.


### Pneumatic modules

The new pneumatic modules can be integrated into any connector configuration. They enable the safe and efficient supply of compressed air to drives, controls, braking systems, holding, and unloading devices.



### Terminal block modules


The new terminal block modules with PUSH IN connection technology open up unexpected possibilities – especially for distribution solutions in the otherwise unused area on the control cabinet wall. With up to 48 poles in one connector, they enable particularly efficient wiring from the field to the devices in the control cabinet.






**Simple**


The innovative sliding frame has two defined locking positions for opening and closing – thus enabling simple, tool-free module installation.

**Secure**


The round and rectangular coding on the frame enables intuitive module plug-in. The two-point fixation prevents incorrect connection and keeps the modules tilt and vibration-resistant.

**Flexible**

The four module sizes make for individual plug solutions that save a huge amount of space. The smaller pitch translates into an optimised design too.

**Compact**

The new two-pole bus module is particularly compact and can accommodate megabit and gigabit data inserts. It enables the transmission of two Gigabit Cat 6A (10Gbit) cables in one module.










# RockStar® ModuPlug modular system

## Data inserts

		Size	Rated voltage	Rated current	No. of poles	Connection	Wire cross-section	Type	Order No. Male	Order No. Female	Page
		1.5	1,000 V	200 A	1	Crimp	25 - 70 mm <sup>2</sup>	HDC MHP 200	2548900000	2549260000	C.8
		1.5	1,000 V	100 A	2	Crimp	10 - 35 mm <sup>2</sup>	HDC MHP 100	1429060000	1429080000	C.9
		1	1,000 V	70 A	2	Crimp	6 - 25 mm <sup>2</sup>	HDC MHP 70	2668190000	2668180000	C.10
		1	830 V	40 A	4	Crimp	1.5 - 6 mm <sup>2</sup>	HDC MHX 4P	1428950000	1428970000	C.11
		1	690 V	40 A	3	Crimp	1.5 - 10 mm <sup>2</sup>	HDC MHX 3	1429340000	1429350000	C.12
		1	830 V	16 A	6	Crimp	0.5 - 4 mm <sup>2</sup>	HDC MHE 6P	1505650000	1505660000	C.13
		2	500 V	16 A	20	Crimp	0.5 - 4 mm <sup>2</sup>	HDC MHE 20	1428910000	1428930000	C.14
		1	400 V	16 A	8	Crimp	0.5 - 4 mm <sup>2</sup>	HDC MHE 8	1428880000	1428890000	C.15
		1	500 V	16 A	6	Crimp	0.5 - 4 mm <sup>2</sup>	HDC MHE 6	1429360000	1429370000	C.16
		1	400 V	16 A	5	PUSH IN	0.5 - 2.5 mm <sup>2</sup>	HDC MHE 5	2636180000	2636190000	C.17
		0.5	250 V	16 A	4	PUSH IN	0.5 - 2.5 mm <sup>2</sup>	HDC MHE 4	2635980000	2635990000	C.18
		0.5	250 V	16 A	4	PUSH IN	0.5 - 2.5 mm <sup>2</sup>	HDC MHE 4X	2636070000	2636060000	C.19

## Data inserts



		Size	Rated voltage	Rated current	No. of poles	Connection	Wire cross-section	Type	Order No. Male	Order No. Female	Page
		0.5	250 V	16 A	4	PUSH IN	0.5 - 2.5 mm <sup>2</sup>	HDC MHE 4X2	2635980000	2635990000	C.20
		2	250 V	10 A	36	Crimp	0.14 - 2.5 mm <sup>2</sup>	HDC MHD 36	1428860000	1428870000	C.21
		1	250 V	10 A	12	Crimp	0.14 - 2.5 mm <sup>2</sup>	HDC MHD 12	1428840000	1428850000	C.22
		1	–	–	2	Data module	–	HDC MBUS 2	1428990000	1429020000	C.23
		0.5	–	–	–	Dummy module	–	HDC MDU	1429040000		C.24
		1	50 V	1 A	1	RJ45 module		HDC MRJ45	2592250000	2592030000	C.36
		1	–	–	2 - 3	Pneumatic module		HDC MPN	2637320000 2637340000		C.38

## RockStar® ModuPlug frames

## Size 3

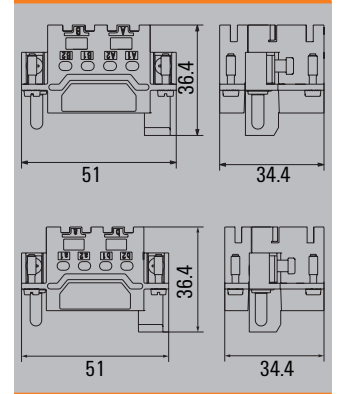
## ModuPlug® metal frame

## Frame



Deployment	Type	Order No.
	HDC MF 6B AB	1428920000
	HDC MF 6B BA	1428940000

**Note** 2 module slots; double-sided PE screw connection: 0.5 - 10 mm<sup>2</sup> (AWG 20 ... 8); prepared conductor in accordance with IEC 60999-1



## Transport lock





Transport lock for ModuPlug® metal frame		
HDC MF FIXING		1480290000

## Size 4

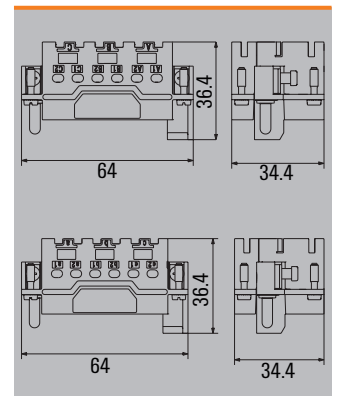
## ModuPlug® metal frame

## Frame



Deployment	Type	Order No.
	HDC MF 10B AC	1428960000
	HDC MF 10B CA	1428980000

**Note** 3 module slots; double-sided PE screw connection: 0.5 - 10 mm<sup>2</sup> (AWG 20 ... 8); prepared conductor in accordance with IEC 60999-1



## Transport lock




Transport lock for ModuPlug® metal frame		
HDC MF FIXING		1480290000

Size 6

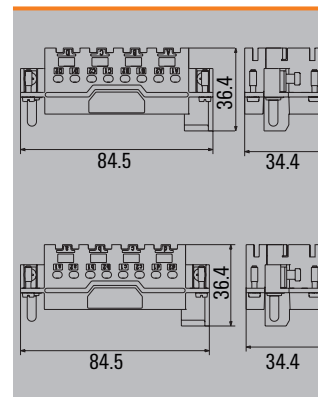
ModuPlug® metal frame

Frame



Deployment	Type	Order No.
	HDC MF 16B AD	1429010000
	HDC MF 16B DA	1429030000

**Note** 4 module slots; double-sided PE screw connection: 0.5 - 10 mm<sup>2</sup> (AWG 20 ... 8); prepared conductor in accordance with IEC 60999-1



Transport lock



Transport lock for ModuPlug® metal frame		
HDC MF FIXING		1480290000

Size 8

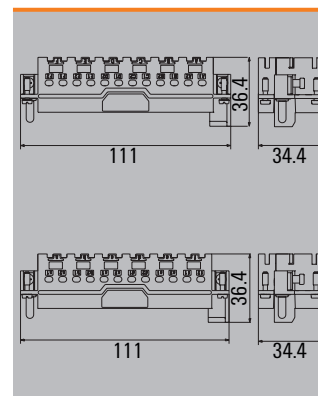
ModuPlug® metal frame

Frame



Deployment	Type	Order No.
	HDC MF 24B AF	1429050000
	HDC MF 24B FA	1429070000

**Note** 6 module slots; double-sided PE screw connection: 0.5 - 10 mm<sup>2</sup> (AWG 20 ... 8); prepared conductor in accordance with IEC 60999-1



Transport lock



Transport lock for ModuPlug® metal frame		
HDC MF FIXING		1480290000

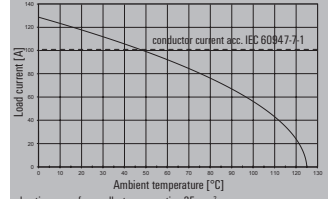
**RockStar® ModuPlug modules**

**ModuPlug®  
HDC MHP 200**

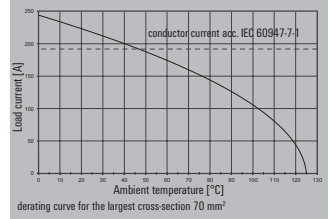
**Technical data**

Contact inserts	
Number of poles	1
Rated current (DIN EN 61984)	200 A
Rated voltage (DIN EN 61984)	1000 V
Rated impulse voltage (DIN EN 61984)	8 kV
Pollution severity	3
Rated voltage according to UL/CSA	600 V
Insulation strength	10 <sup>12</sup> Ω
Surge voltage category	III
Limit temperature	-40 °C ... 125 °C
UL 94 flammability rating	V-0
Plugging cycles	≥ 500
Material	Polycarbonate, glass fibre reinforced
Required plug-in slots	1.5

HP 200 with H07V-K25 / IP65 housing / 4 poles



HP 200 / IP65 housing / 4 poles



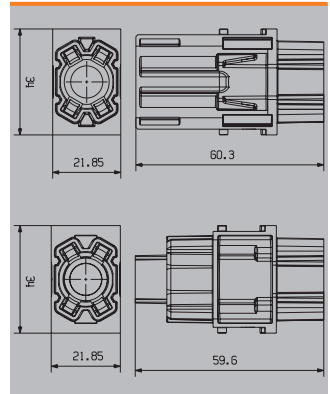
**Note**

**Crimp connection**



Deployment	Type	Order No.
Pin	HDC MHP 200 MC	2548900000
Female	HDC MHP 200 FC	2549260000

**Note**



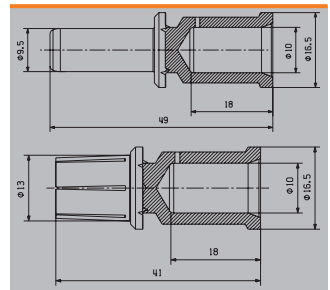
**Accessories**

**Crimping contact**

Surface finish silver



Male			Female		
Qty.	Type	Order No.	Type	Order No.	Order No.
10	HDC MHP200 M 25	2514860000	HDC MHP200 F 25	2514820000	2514820000
10	HDC MHP200 M 35	2514870000	HDC MHP200 F 35	2514830000	2514830000
10	HDC MHP200 M 50	2514880000	HDC MHP200 F 50	2514840000	2514840000
10	HDC MHP200 M 70	2514890000	HDC MHP200 F 70	2514850000	2514850000



**EPG 45**



<b>Contact Removal Tool</b>	
HDC MHP200 REMOVAL TOOL	2617240000
<b>Pressing tool</b>	
EPG 45	1500830000

**Note** Overview of the crimp inserts in the chapter RockStar® Accessories, tools and cable entries.

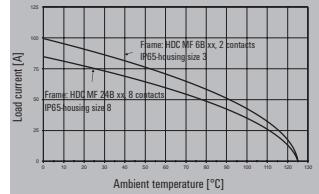
**ModuPlug®**  
**HDC MHP 100**

**Technical data**

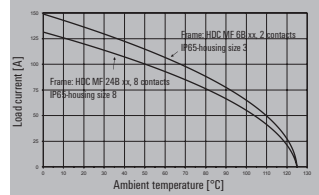
Contact inserts	
Number of poles	2
Rated current (DIN EN 61984)	100 A
Rated voltage (DIN EN 61984)	1000 V
Rated impulse voltage (DIN EN 61984)	8 kV
Pollution severity	3
Rated voltage according to UL/CSA	600 V
Insulation strength	10 <sup>12</sup> Ω
Surge voltage category	III
Limit temperature	-40 °C ... 125 °C
UL 94 flammability rating	V-0
Plugging cycles	≥ 500
Material	Polycarbonate, glass fibre reinforced
Required plug-in slots	1.5

**Note**

HDC-MHP100-modules in the IP65-housing,  
Conductor H07V-K10:



HDC-MHP100-modules in the IP65-housing,  
Conductor H07V-K35:

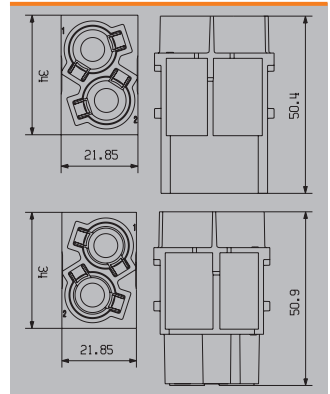


**Crimp connection**



Deployment	Type	Order No.
Pin	HDC MHP 100 MC	1429060000
Female	HDC MHP 100 FC	1429080000

**Note**



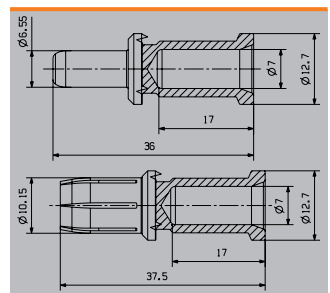
**Accessories**

**Crimping contact**

Surface finish silver



Male			Female		
Qty.	Type	Order No.	Type	Order No.	Order No.
10	HDC MHP100 M 10	1435750000	HDC MHP100 F 10	1435790000	1435790000
10	HDC MHP100 M 16	1435760000	HDC MHP100 F 16	1435810000	1435810000
10	HDC MHP100 M 25	1435770000	HDC MHP100 F 25	1435820000	1435820000
10	HDC MHP100 M 35	1435780000	HDC MHP100 F 35	1435830000	1435830000



**EPG 45**



<b>Contact Removal Tool</b>	HDC MHP REMOVAL TOOL	1480380000
<b>Pressing tool</b>	EPG 45	1500830000

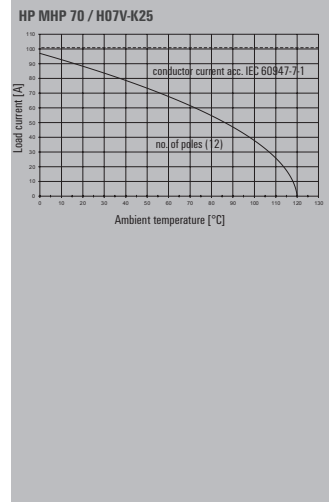
**Note** Overview of the crimp inserts in the chapter RockStar® Accessories, tools and cable entries.

**RockStar® ModuPlug modules**

**ModuPlug®  
HDC MHP 70**

**Technical data**

Contact inserts	
Number of poles	2
Rated current (DIN EN 61984)	70 A
Rated voltage (DIN EN 61984)	1000 V
Rated impulse voltage (DIN EN 61984)	8 kV
Pollution severity	3
Rated voltage according to UL/CSA	600 V
Insulation strength	10 <sup>12</sup> Ω
Surge voltage category	III
Limit temperature	-40 °C ... 125 °C
UL 94 flammability rating	V-0
Plugging cycles	≥ 500
Material	Polycarbonate, glass fibre reinforced
Required plug-in slots	1



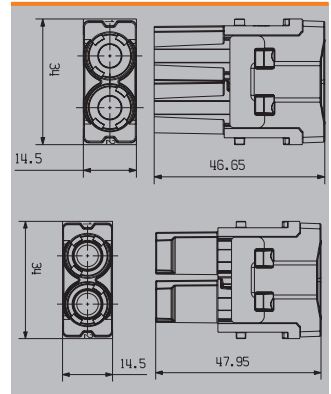
**Note**

**Crimp connection**



Deployment	Type	Order No.
Male	HDC MHP 70 MC	<b>2668190000</b>
Female	HDC MHP 70 FC	<b>2668180000</b>

**Note**



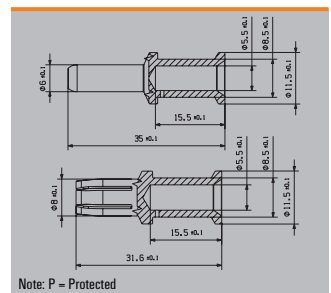
**Accessories**

**Crimping contact**

Surface finish silver



Male			Female		
Qty.	Type	Order No.	Type	Order No.	Order No.
10	HDC MHP70 M 6	<b>2668280000</b>	HDC MHP70 F 6	<b>2668210000</b>	
10	HDC MHP70 M 6 P	<b>2691190000</b>	HDC MHP70 F 10	<b>2668200000</b>	
10	HDC MHP70 M 10	<b>2668350000</b>	HDC MHP70 F 16	<b>2668220000</b>	
10	HDC MHP70 M 10 P	<b>2691240000</b>	HDC MHP70 F 25	<b>2668260000</b>	
10	HDC MHP70 M 16	<b>2668360000</b>			
10	HDC MHP70 M 16 P	<b>2691250000</b>			
10	HDC MHP70 M 25	<b>2668370000</b>			
10	HDC MHP70 M 25 P	<b>2691260000</b>			



Note: P = Protected

**EPG 45**



Pressing tool	
EPG 45	<b>1500830000</b>

**Note** Overview of the crimp inserts in the chapter RockStar® Accessories, tools and cable entries.

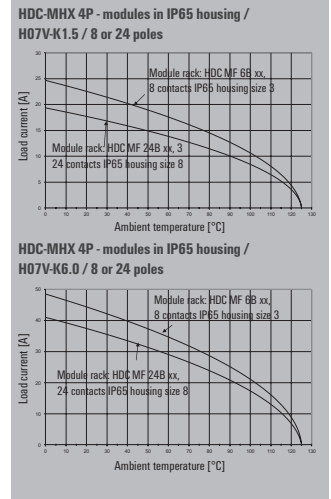


**ModuPlug®**  
**HDC MHX 4P**

**Technical data**

Contact inserts	
Number of poles	4
Rated current (DIN EN 61984)	40 A
Rated voltage (DIN EN 61984)	830 V
Rated impulse voltage (DIN EN 61984)	8 kV
Pollution severity	3
Rated voltage according to UL/CSA	600 V
Insulation strength	10 <sup>12</sup> Ω
Surge voltage category	III
Limit temperature	-40 °C ... 125 °C
UL 94 flammability rating	V-0
Plugging cycles	≥ 500
Material	Polycarbonate, glass fibre reinforced
Required plug-in slots	1

**Note**

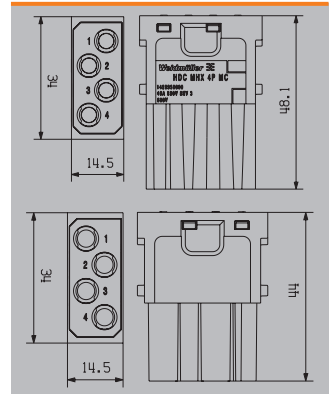


**Crimp connection**



Deployment	Type	Order No.
Pin	HDC MHX 4P MC	1428950000
Female	HDC MHX 4P FC	1428970000

**Note**



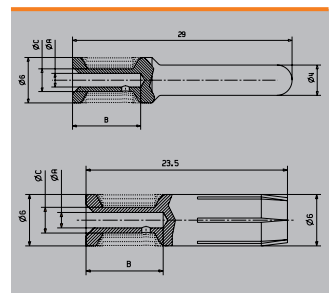
**Accessories**

**Crimping contact**

Surface finish silver



Male			Female		
Qty.	Type	Order No.	Type	Order No.	Order No.
25	HDC C HX SM1.5AG	1002910000	HDC C HX BM1.5AG	1002950000	1002950000
25	HDC C HX SM2.5AG	1002920000	HDC C HX BM2.5AG	1002960000	1002960000
25	HDC C HX SM4.0AG	1002930000	HDC C HX BM4.0AG	1002970000	1002970000
25	HDC C HX SM6.0AG	1002940000	HDC C HX BM6.0AG	1002980000	1002980000



**Tools**



<b>Contact Removal Tool</b>	
REMOVAL TOOL HX	1002990000
<b>Pressing tool</b>	
CTIN CM 1.6/2.5	9205430000
<b>Note</b>	Overview of the crimp inserts in the chapter RockStar® Accessories, tools and cable entries.

**RockStar® ModuPlug modules**

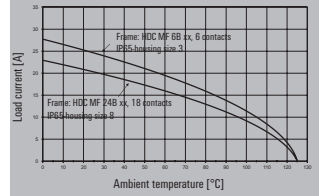
**ModuPlug®  
HDC MHX 3**

**Technical data**

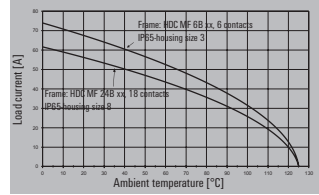
Contact inserts	
Number of poles	3
Rated current (DIN EN 61984)	40 A
Rated voltage (DIN EN 61984)	690 V
Rated impulse voltage (DIN EN 61984)	8 kV
Pollution severity	3
Rated voltage according to UL/CSA	600 V
Insulation strength	10 <sup>12</sup> Ω
Surge voltage category	III
Limit temperature	-40 °C ... 125 °C
UL 94 flammability rating	V-0
Plugging cycles	≥ 500
Material	Polycarbonate, glass fibre reinforced
Required plug-in slots	1

**Note**

**HDC-MHX 3-modules in the IP65-housing,  
Conductor H07V-K1.5:**



**HDC-MHX 3-modules in the IP65-housing,  
Conductor H07V-K10:**

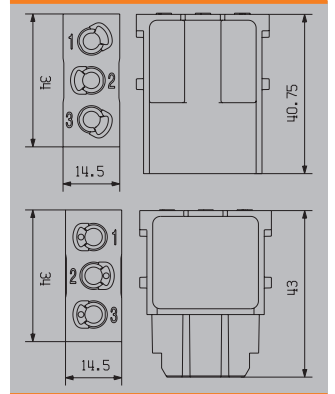


**Crimp connection**



Deployment	Type	Order No.
Pin	HDC MHX 3 MC	1429340000
Female	HDC MHX 3 FC	1429350000


**Note**



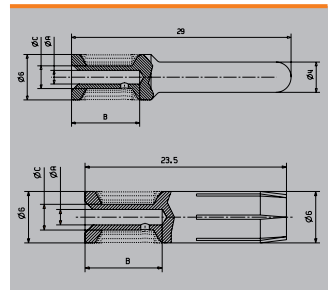
**Accessories**

**Crimping contact**

Surface finish silver



Male			Female		
Qty.	Type	Order No.	Type	Order No.	Order No.
25	HDC C HX SM1.5AG	1002910000	HDC C HX BM1.5AG	1002950000	1002950000
25	HDC C HX SM2.5AG	1002920000	HDC C HX BM2.5AG	1002960000	1002960000
25	HDC C HX SM4.0AG	1002930000	HDC C HX BM4.0AG	1002970000	1002970000
25	HDC C HX SM6.0AG	1002940000	HDC C HX BM6.0AG	1002980000	1002980000
25	HDC C MHX SM10.0AG	2494550000	HDC C MHX BM10.0AG	2494560000	2494560000



**Tools**



<b>Contact Removal Tool</b>	
REMOVAL TOOL HX	1002990000
<b>Pressing tool</b>	
CTIN CM 1.6/2.5	9205430000

**Note** Overview of the crimp inserts in the chapter RockStar® Accessories, tools and cable entries.

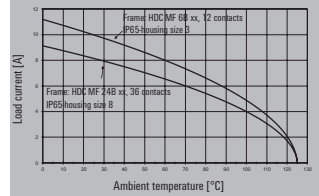
**ModuPlug®**  
**HDC MHE 6P**

**Technical data**

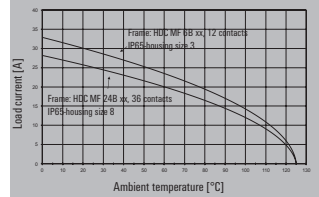
Contact inserts	
Number of poles	6
Rated current (DIN EN 61984)	16 A
Rated voltage (DIN EN 61984)	830 V
Rated impulse voltage (DIN EN 61984)	8 kV
Pollution severity	3
Rated voltage according to UL/CSA	600 V
Insulation strength	10 <sup>12</sup> Ω
Surge voltage category	III
Limit temperature	-40 °C ... 125 °C
UL 94 flammability rating	V-0
Plugging cycles	≥ 500
Material	Polycarbonate, glass fibre reinforced
Required plug-in slots	1

**Note**

HDC-MHE 6P-modules in the IP65-housing,  
Conductor H05V-K0.5:



HDC-MHE 6P-modules in the IP65-housing,  
Conductor H07V-K4.0:

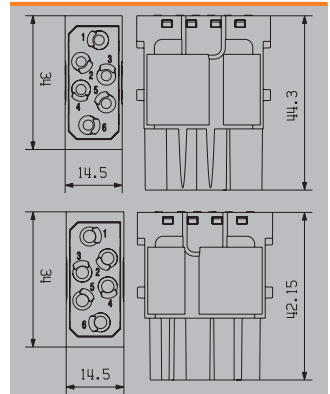


**Crimp connection**



Deployment	Type	Order No.
Pin	HDC MHE 6P MC	1505650000
Female	HDC MHE 6P FC	1505660000

**Note**



**Accessories**

**Crimping contact**

Surface finish gold



Surface finish silver



Male			Female		
Qty.	Type	Order No.	Type	Order No.	Order No.
100	HDC-C-HE-SM0.5AU	1651420000	HDC-C-HE-BM0.5AU	1651470000	1651470000
100	HDC-C-HE-SM0.75-1.00AU	1651430000	HDC-C-HE-BM0.75-1.00AU	1651480000	1651480000
100	HDC-C-HE-SM1.5AU	1651440000	HDC-C-HE-BM1.5AU	1651490000	1651490000
100	HDC-C-HE-SM2.5AU	1651450000	HDC-C-HE-BM2.5AU	1651500000	1651500000
100	HDC-C-HE-SM4.0AU	1651460000	HDC-C-HE-BM4.0AU	1651510000	1651510000
100	HDC-C-HE-SM4.65AU	1116540000	HDC-C-HE-BM4.65AU	1116530000	1116530000
100	HDC-C-HE-SM0.5AG	1200500000	HDC-C-HE-BM0.5AG	1201100000	1201100000
100	HDC-C-HE-SM0.75-1.00AG	1200600000	HDC-C-HE-BM0.75-1.00AG	1201200000	1201200000
100	HDC-C-HE-SM1.5AG	1200700000	HDC-C-HE-BM1.5AG	1201300000	1201300000
100	HDC-C-HE-SM2.5AG	1200800000	HDC-C-HE-BM2.5AG	1201400000	1201400000
100	HDC-C-HE-SM4.0AG	1200900000	HDC-C-HE-BM4.0AG	1201500000	1201500000

Conductor cross-section	Insulation stripping length
0.50 mm <sup>2</sup>	AWG 20 7.5 mm
0.75 - 1.00 mm <sup>2</sup>	AWG 18 7.5 mm
1.50 mm <sup>2</sup>	AWG 16 7.5 mm
2.50 mm <sup>2</sup>	AWG 14 7.5 mm
4.00 mm <sup>2</sup>	AWG 12 7.5 mm

**Tools**



Pressing tool	
CTX CM 1.6/2.5	9018490000
CTIN CM 1.6/2.5	9205430000
Contact Removal Tool	
REMOVAL TOOL HE	1866750000

**Note** Overview of the crimp inserts in the chapter RockStar® Accessories, tools and cable entries.

**RockStar® ModuPlug modules**

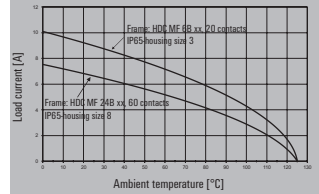
**ModuPlug®  
HDC MHE 20**

**Technical data**

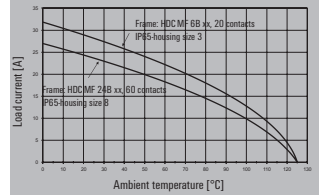
Contact inserts	
Number of poles	20
Rated current (DIN EN 61984)	16 A
Rated voltage (DIN EN 61984)	500 V
Rated impulse voltage (DIN EN 61984)	6 kV
Pollution severity	3
Rated voltage according to UL/CSA	600 V
Insulation strength	10 <sup>12</sup> Ω
Surge voltage category	III
Limit temperature	-40 °C ... 125 °C
UL 94 flammability rating	V-0
Plugging cycles	≥ 500
Material	Polycarbonate, glass fibre reinforced
Required plug-in slots	2

**Note**

**HDC-MHE 20-modules in the IP65-housing,  
Conductor H05V-K0.5:**



**HDC-MHE 20-moduls in the IP65-housing,  
Conductor H07V-K4.0:**

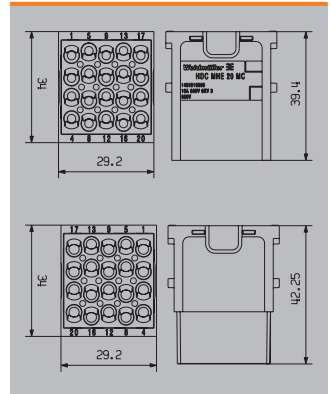


**Crimp connection**



Deployment	Type	Order No.
Pin	HDC MHE 20 MC	1428910000
Female	HDC MHE 20 FC	1428930000

**Note**



**Accessories**

**Crimping contact**

Surface finish gold



Surface finish silver



Male			Female		
Qty.	Type	Order No.	Type	Order No.	Order No.
100	HDC-C-HE-SM0.5AU	1651420000	HDC-C-HE-BM0.5AU	1651470000	
100	HDC-C-HE-SM0.75-1.00AU	1651430000	HDC-C-HE-BM0.75-1.00AU	1651480000	
100	HDC-C-HE-SM1.5AU	1651440000	HDC-C-HE-BM1.5AU	1651490000	
100	HDC-C-HE-SM2.5AU	1651450000	HDC-C-HE-BM2.5AU	1651500000	
100	HDC-C-HE-SM4.0AU	1651460000	HDC-C-HE-BM4.0AU	1651510000	
100	HDC-C-HE-SM4.65AU	1116540000	HDC-C-HE-BM4.65AU	1116530000	
100	HDC-C-HE-SM0.5AG	1200500000	HDC-C-HE-BM0.5AG	1201100000	
100	HDC-C-HE-SM0.75-1.00AG	1200600000	HDC-C-HE-BM0.75-1.00AG	1201200000	
100	HDC-C-HE-SM1.5AG	1200700000	HDC-C-HE-BM1.5AG	1201300000	
100	HDC-C-HE-SM2.5AG	1200800000	HDC-C-HE-BM2.5AG	1201400000	
100	HDC-C-HE-SM4.0AG	1200900000	HDC-C-HE-BM4.0AG	1201500000	

Conductor cross-section	Insulation stripping length
0.50 mm <sup>2</sup>	AWG 20 7.5 mm
0.75 - 1.00 mm <sup>2</sup>	AWG 18 7.5 mm
1.50 mm <sup>2</sup>	AWG 16 7.5 mm
2.50 mm <sup>2</sup>	AWG 14 7.5 mm
4.00 mm <sup>2</sup>	AWG 12 7.5 mm

**Tools**



Pressing tool	
CTX CM 1.6/2.5	9018490000
CTIN CM 1.6/2.5	9205430000
Contact Removal Tool	
REMOVAL TOOL HE	1866750000

**Note** Overview of the crimp inserts in the chapter RockStar® Accessories, tools and cable entries.

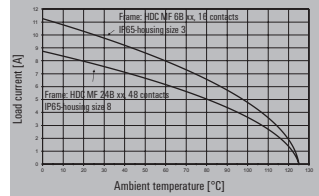
**ModuPlug®**  
**HDC MHE 8**

**Technical data**

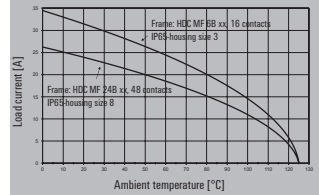
Contact inserts	
Number of poles	8
Rated current (DIN EN 61984)	16 A
Rated voltage (DIN EN 61984)	400 V
Rated impulse voltage (DIN EN 61984)	6 kV
Pollution severity	3
Rated voltage according to UL/CSA	600 V
Insulation strength	10 <sup>12</sup> Ω
Surge voltage category	III
Limit temperature	-40 °C ... 125 °C
UL 94 flammability rating	V-0
Plugging cycles	≥ 500
Material	Polycarbonate, glass fibre reinforced
Required plug-in slots	1

**Note**

**HDC-MHE 8-modules in the IP65-housing, Conductor H05V-K0.5:**



**HDC-MHE 8-modules in the IP65-housing, Conductor H07V-K4.0:**

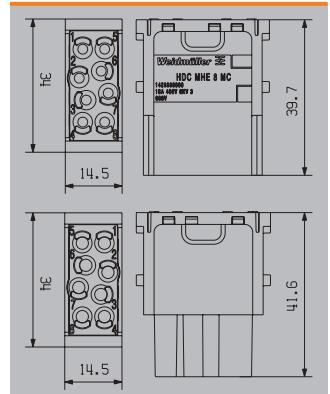


**Crimp connection**



Deployment	Type	Order No.
Pin	HDC MHE 8 MC	1428880000
Female	HDC MHE 8 FC	1428890000

**Note**



**Accessories**

**Crimping contact**

Surface finish gold



Surface finish silver



Male			Female		
Qty.	Type	Order No.	Type	Order No.	Order No.
100	HDC-C-HE-SM0.5AU	1651420000	HDC-C-HE-BM0.5AU	1651470000	1651470000
100	HDC-C-HE-SM0.75-1.00AU	1651430000	HDC-C-HE-BM0.75-1.00AU	1651480000	1651480000
100	HDC-C-HE-SM1.5AU	1651440000	HDC-C-HE-BM1.5AU	1651490000	1651490000
100	HDC-C-HE-SM2.5AU	1651450000	HDC-C-HE-BM2.5AU	1651500000	1651500000
100	HDC-C-HE-SM4.0AU	1651460000	HDC-C-HE-BM4.0AU	1651510000	1651510000
100	HDC-C-HE-SM4.65AU	1116540000	HDC-C-HE-BM4.65AU	1116530000	1116530000
100	HDC-C-HE-SM0.5AG	1200500000	HDC-C-HE-BM0.5AG	1201100000	1201100000
100	HDC-C-HE-SM0.75-1.00AG	1200600000	HDC-C-HE-BM0.75-1.00AG	1201200000	1201200000
100	HDC-C-HE-SM1.5AG	1200700000	HDC-C-HE-BM1.5AG	1201300000	1201300000
100	HDC-C-HE-SM2.5AG	1200800000	HDC-C-HE-BM2.5AG	1201400000	1201400000
100	HDC-C-HE-SM4.0AG	1200900000	HDC-C-HE-BM4.0AG	1201500000	1201500000

Conductor cross-section	Insulation stripping length
0.50 mm <sup>2</sup>	AWG 20 7.5 mm
0.75 - 1.00 mm <sup>2</sup>	AWG 18 7.5 mm
1.50 mm <sup>2</sup>	AWG 16 7.5 mm
2.50 mm <sup>2</sup>	AWG 14 7.5 mm
4.00 mm <sup>2</sup>	AWG 12 7.5 mm

**Tools**



Pressing tool	
CTX CM 1.6/2.5	9018490000
CTIN CM 1.6/2.5	9205430000
Contact Removal Tool	
REMOVAL TOOL HE	1866750000

**Note** Overview of the crimp inserts in the chapter RockStar® Accessories, tools and cable entries.

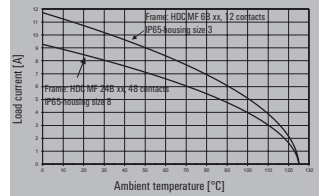
## ModuPlug® HDC MHE 6

### Technical data

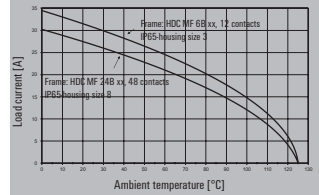
Contact inserts	
Number of poles	6
Rated current (DIN EN 61984)	16 A
Rated voltage (DIN EN 61984)	500 V
Rated impulse voltage (DIN EN 61984)	6 kV
Pollution severity	3
Rated voltage according to UL/CSA	600 V
Insulation strength	10 <sup>12</sup> Ω
Surge voltage category	III
Limit temperature	-40 °C ... 125 °C
UL 94 flammability rating	V-0
Plugging cycles	≥ 500
Material	Polycarbonate, glass fibre reinforced
Required plug-in slots	1

#### Note

#### HDC-MHE 6-modules in the IP65-housing, Conductor H05V-K0.5:



#### HDC-MHE 6-modules in the IP65-housing, Conductor H07V-K4.0:

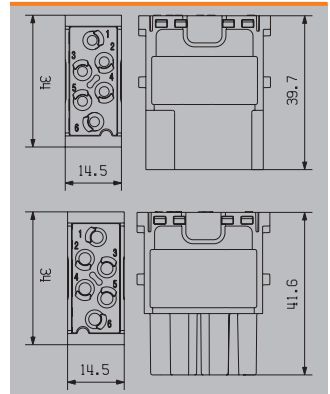


### Crimp connection



Deployment	Type	Order No.
Pin	HDC MHE 6 MC	1429360000
Female	HDC MHE 6 FC	1429370000

#### Note



### Accessories

#### Crimping contact

Surface finish gold



Surface finish silver



Male			Female		
Qty.	Type	Order No.	Type	Order No.	Order No.
100	HDC-C-HE-SM0.5AU	1651420000	HDC-C-HE-BM0.5AU	1651470000	1651470000
100	HDC-C-HE-SM0.75-1.00AU	1651430000	HDC-C-HE-BM0.75-1.00AU	1651480000	1651480000
100	HDC-C-HE-SM1.5AU	1651440000	HDC-C-HE-BM1.5AU	1651490000	1651490000
100	HDC-C-HE-SM2.5AU	1651450000	HDC-C-HE-BM2.5AU	1651500000	1651500000
100	HDC-C-HE-SM4.0AU	1651460000	HDC-C-HE-BM4.0AU	1651510000	1651510000
100	HDC-C-HE-SM4.65AU	1116540000	HDC-C-HE-BM4.65AU	1116530000	1116530000
100	HDC-C-HE-SM0.5AG	1200500000	HDC-C-HE-BM0.5AG	1201100000	1201100000
100	HDC-C-HE-SM0.75-1.00AG	1200600000	HDC-C-HE-BM0.75-1.00AG	1201200000	1201200000
100	HDC-C-HE-SM1.5AG	1200700000	HDC-C-HE-BM1.5AG	1201300000	1201300000
100	HDC-C-HE-SM2.5AG	1200800000	HDC-C-HE-BM2.5AG	1201400000	1201400000
100	HDC-C-HE-SM4.0AG	1200900000	HDC-C-HE-BM4.0AG	1201500000	1201500000

Conductor cross-section	Insulation stripping length
0.50 mm <sup>2</sup>	AWG 20 7.5 mm
0.75 - 1.00 mm <sup>2</sup>	AWG 18 7.5 mm
1.50 mm <sup>2</sup>	AWG 16 7.5 mm
2.50 mm <sup>2</sup>	AWG 14 7.5 mm
4.00 mm <sup>2</sup>	AWG 12 7.5 mm

#### Tools



Pressing tool	
CTX CM 1.6/2.5	9018490000
CTIN CM 1.6/2.5	9205430000
Contact Removal Tool	
REMOVAL TOOL HE	1866750000

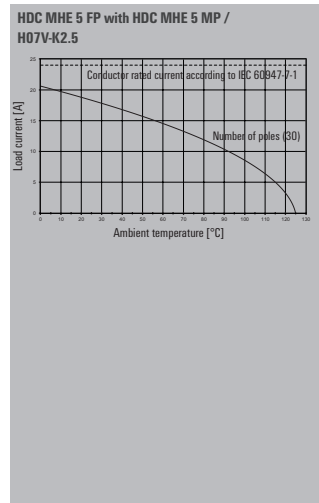
**Note** Overview of the crimp inserts in the chapter RockStar® Accessories, tools and cable entries.

**ModuPlug®**  
**HDC MHE 5 PUSH IN**

**Technical data**

Contact inserts	
Number of poles	5
Rated current (DIN EN 61984)	16 A
Rated voltage (DIN EN 61984)	400 V
Rated impulse voltage (DIN EN 61984)	6 kV
Pollution severity	3
Rated voltage according to UL/CSA	600 V
Insulation strength	10 <sup>12</sup> Ω
Surge voltage category	III
Limit temperature	-40 °C ... 125 °C
UL 94 flammability rating	V-0
Plugging cycles	≥ 500
Material	Polycarbonate, glass fibre reinforced
Required plug-in slots	1
Line connection cross-section	0.5...2.5 mm <sup>2</sup>

**Note**

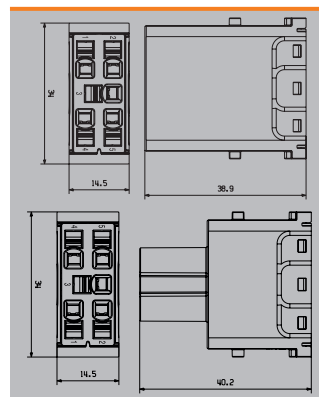


**PUSH IN with actuator**



Deployment	Type	Order No.
Pin	HDC MHE 5 MP	2636180000
Female	HDC MHE 5 FP	2636190000

**Note**

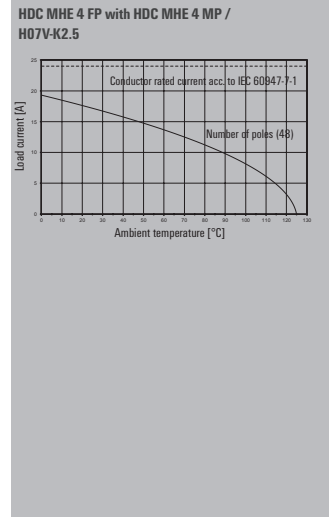


RockStar® ModuPlug modules

ModuPlug®  
HDC MHE 4 PUSH IN

Technical data

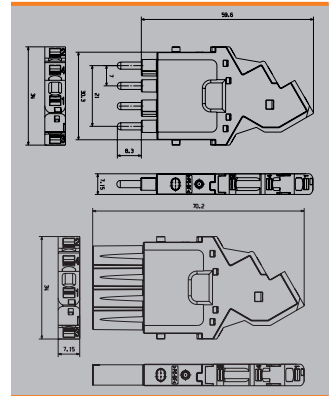
Contact inserts	
Number of poles	4
Number of potentials	4
Rated current (DIN EN 61984)	16 A
Rated voltage (DIN EN 61984)	250 V
Rated impulse voltage (DIN EN 61984)	4 kV
Pollution severity	3
Rated voltage according to UL/CSA	600 V
Insulation strength	10 <sup>12</sup> Ω
Surge voltage category	III
Limit temperature	-40 °C ... 125 °C
UL 94 flammability rating	V-0
Plugging cycles	≥ 500
Material	Polycarbonate, glass fibre reinforced
Required plug-in slots	0.5
Line connection cross-section	0.5...2.5 mm <sup>2</sup>
<b>Note</b>	



PUSH IN with actuator



Deployment	Type	Order No.
Pin	HDC MHE 4 MP	2635980000
Female	HDC MHE 4 FP	2635990000
<b>Note</b>		

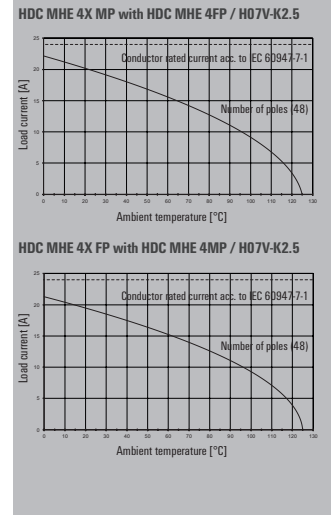




## ModuPlug® HDC MHE 4X PUSH IN

### Technical data

Contact inserts	
Number of poles	4
Number of potentials	4
Rated current (DIN EN 61984)	16 A
Rated voltage (DIN EN 61984)	250 V
Rated impulse voltage (DIN EN 61984)	4 kV
Pollution severity	3
Rated voltage according to UL/CSA	600 V
Insulation strength	10 <sup>12</sup> Ω
Surge voltage category	III
Limit temperature	-40 °C ... 125 °C
UL 94 flammability rating	V-0
Plugging cycles	≥ 500
Material	Polycarbonate, glass fibre reinforced
Required plug-in slots	0.5
Line connection cross-section	0.5...2.5 mm <sup>2</sup>
<b>Note</b>	

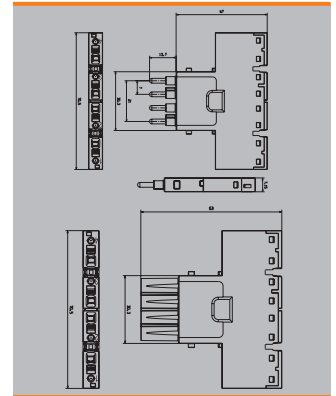


### PUSH IN with actuator



Deployment	Type	Order No.
Pin	HDC MHE 4X MP	2636070000
Female	HDC MHE 4X FP	2636060000

**Note**



### Accessories



Markers	
HDC MMARK 4	2710590000
Cross connections	
HDC MXCC2 4X	2709710000
HDC MXCC3 4X	2709720000
HDC MXCC4 4X	2709730000
HDC MXCC5 4X	2709740000
HDC MXCC6 4X	2709750000
HDC MXCC7 4X	2709770000
HDC MXCC8 4X	2709780000
HDC MXCC9 4X	2709790000
HDC MXCC10 4X	2709800000
HDC MXCC11 4X	2709810000
HDC MXCC12 4X	2709820000

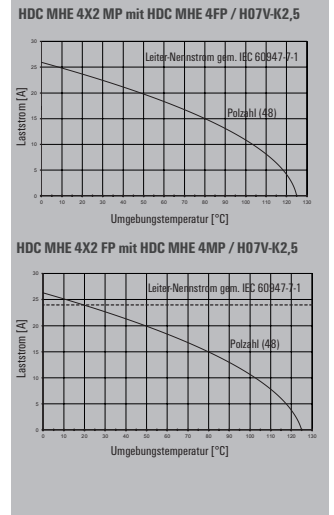
**Note**

## RockStar® ModuPlug modules

ModuPlug®  
HDC MHE 4X2 PUSH IN

## Technical data

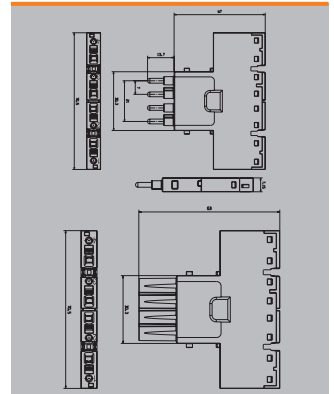
Contact inserts	
Number of poles	4
Number of potentials	2
Rated current (DIN EN 61984)	16 A
Rated voltage (DIN EN 61984)	250 V
Rated impulse voltage (DIN EN 61984)	4 kV
Pollution severity	3
Rated voltage according to UL/CSA	600 V
Insulation strength	10 <sup>12</sup> Ω
Surge voltage category	III
Limit temperature	-40 °C ... 125 °C
UL 94 flammability rating	V-0
Plugging cycles	≥ 500
Material	Polycarbonate, glass fibre reinforced
Required plug-in slots	0.5
Line connection cross-section	0.5...2.5 mm <sup>2</sup>
<b>Note</b>	



## PUSH IN with actuator



Deployment	Type	Order No.
Pin	HDC MHE 4X2 MP	2636090000
Female	HDC MHE 4X2 FP	2636080000

**Note**

## Accessories



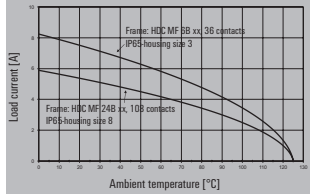
Markers	
HDC MMARK 4	2710590000
Cross connections	
HDC MXCC2 4X	2709710000
HDC MXCC3 4X	2709720000
HDC MXCC4 4X	2709730000
HDC MXCC5 4X	2709740000
HDC MXCC6 4X	2709750000
HDC MXCC7 4X	2709770000
HDC MXCC8 4X	2709780000
HDC MXCC9 4X	2709790000
HDC MXCC10 4X	2709800000
HDC MXCC11 4X	2709810000
HDC MXCC12 4X	2709820000
<b>Note</b>	

**ModuPlug®**  
**HDC MHD 36**

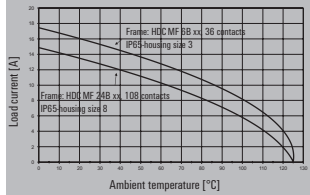
**Technical data**

Contact inserts	
Number of poles	36
Rated current (DIN EN 61984)	10 A
Rated voltage (DIN EN 61984)	250 V
Rated impulse voltage (DIN EN 61984)	4 kV
Pollution severity	3
Rated voltage according to UL/CSA	600 V
Insulation strength	10 <sup>12</sup> Ω
Surge voltage category	III
Limit temperature	-40 °C ... 125 °C
UL 94 flammability rating	V-0
Plugging cycles	≥ 500
Material	Polycarbonate, glass fibre reinforced
Required plug-in slots	2

HDC-MHD 36-modules in the IP65-housing,  
Conductor H05V-K0.5:



HDC-MHD 36-modules in the IP65-housing,  
Conductor H07V-K2.5:



**Note**

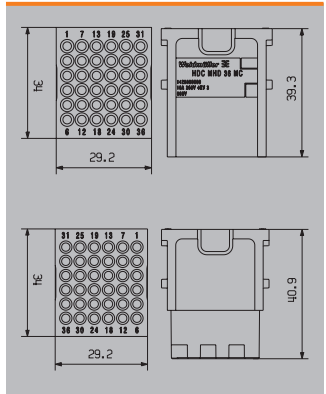
**Modules**

**Crimp connection**



Deployment	Type	Order No.
Pin	HDC MHD 36 MC	1428860000
Female	HDC MHD 36 FC	1428870000

**Note**



**Accessories**

**Crimping contact**

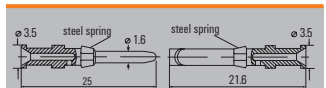
Surface finish gold



Surface finish silver



Male			Female		
Qty.	Type	Order No.	Type	Order No.	Order No.
100	HDC-C-HD-SM0.14-0.37AU	1651620000	HDC-C-HD-BM0.14-0.37AU	1651670000	
100	HDC-C-HD-SM0.5AU	1651630000	HDC-C-HD-BM0.5AU	1651680000	
100	HDC-C-HD-SM0.75-1.00AU	1651640000	HDC-C-HD-BM0.75-1.00AU	1651690000	
100	HDC-C-HD-SM1.5AU	1651650000	HDC-C-HD-BM1.5AU	1651700000	
100	HDC-C-HD-SM2.5AU	1651660000	HDC-C-HD-BM2.5AU	1651710000	
100	HDC-C-HD-SM0.14-0.37AG	1651520000	HDC-C-HD-BM0.14-0.37AG	1651570000	
100	HDC-C-HD-SM0.5AG	1651530000	HDC-C-HD-BM0.5AG	1651580000	
100	HDC-C-HD-SM0.75-1.00AG	1601750000	HDC-C-HD-BM0.75-1.00AG	1601760000	
100	HDC-C-HD-SM1.5AG	1651550000	HDC-C-HD-BM1.5AG	1651600000	
100	HDC-C-HD-SM2.5AG	1651560000	HDC-C-HD-BM2.5AG	1651610000	



Conductor cross-section	Insulation stripping length
0.14 - 0.37 mm <sup>2</sup>	AWG 26-22 8 mm
0.50 mm <sup>2</sup>	AWG 20 8 mm
0.75 - 1.00 mm <sup>2</sup>	AWG 18 8 mm
1.50 mm <sup>2</sup>	AWG 16 8 mm
2.50 mm <sup>2</sup>	AWG 14 6 mm

**Tools**



Pressing tool	
CTX CM 1.6/2.5	9018490000
CTIN CM 1.6/2.5	9205430000
Contact Removal Tool	
REMOVAL TOOL HD	1866730000
<b>Note</b>	Overview of the crimp inserts in the chapter RockStar® Accessories, tools and cable entries.

**RockStar® ModuPlug modules**

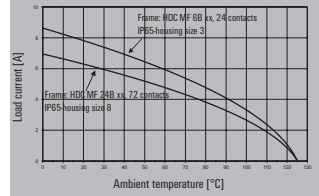
**ModuPlug®  
HDC MHD 12**

**Technical data**

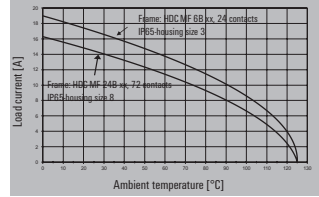
Contact inserts	
Number of poles	12
Rated current (DIN EN 61984)	10 A
Rated voltage (DIN EN 61984)	250 V
Rated impulse voltage (DIN EN 61984)	4 kV
Pollution severity	3
Rated voltage according to UL/CSA	600 V
Insulation strength	10 <sup>12</sup> Ω
Surge voltage category	III
Limit temperature	-40 °C ... 125 °C
UL 94 flammability rating	V-0
Plugging cycles	≥ 500
Material	Polycarbonate, glass fibre reinforced
Required plug-in slots	1

**Note**

**HDC-MHD 12-modules in the IP65-housing,  
Conductor H05V-K0.5:**



**HDC-MHD 12-modules in the IP65-housing,  
Conductor H07V-K2.5:**

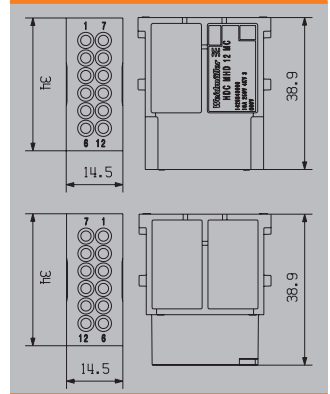


**Crimp connection**



Deployment	Type	Order No.
Pin	HDC MHD 12 MC	1428840000
Female	HDC MHD 12 FC	1428850000

**Note**



**Accessories**

**Crimping contact**

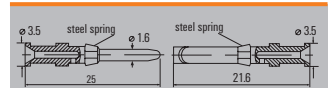
Surface finish gold



Surface finish silver



Male			Female		
Qty.	Type	Order No.	Type	Order No.	Order No.
100	HDC-C-HD-SM0.14-0.37AU	1651620000	HDC-C-HD-BM0.14-0.37AU	1651670000	1651670000
100	HDC-C-HD-SM0.5AU	1651630000	HDC-C-HD-BM0.5AU	1651680000	1651680000
100	HDC-C-HD-SM0.75-1.00AU	1651640000	HDC-C-HD-BM0.75-1.00AU	1651690000	1651690000
100	HDC-C-HD-SM1.5AU	1651650000	HDC-C-HD-BM1.5AU	1651700000	1651700000
100	HDC-C-HD-SM2.5AU	1651660000	HDC-C-HD-BM2.5AU	1651710000	1651710000
100	HDC-C-HD-SM0.14-0.37AG	1651520000	HDC-C-HD-BM0.14-0.37AG	1651570000	1651570000
100	HDC-C-HD-SM0.5AG	1651530000	HDC-C-HD-BM0.5AG	1651580000	1651580000
100	HDC-C-HD-SM0.75-1.00AG	1601750000	HDC-C-HD-BM0.75-1.00AG	1601760000	1601760000
100	HDC-C-HD-SM1.5AG	1651550000	HDC-C-HD-BM1.5AG	1651600000	1651600000
100	HDC-C-HD-SM2.5AG	1651560000	HDC-C-HD-BM2.5AG	1651610000	1651610000



Conductor cross-section	Insulation stripping length
0.14 - 0.37 mm <sup>2</sup>	AWG 26-22 8 mm
0.50 mm <sup>2</sup>	AWG 20 8 mm
0.75 - 1.00 mm <sup>2</sup>	AWG 18 8 mm
1.50 mm <sup>2</sup>	AWG 16 8 mm
2.50 mm <sup>2</sup>	AWG 14 6 mm

**Tools**




Pressing tool	
CTX CM 1.6/2.5	9018490000
CTIN CM 1.6/2.5	9205430000
Contact Removal Tool	
REMOVAL TOOL HD	1866730000
<b>Note</b>	Overview of the crimp inserts in the chapter RockStar® Accessories, tools and cable entries.

**ModuPlug®  
HDC MBUS 2**

**Technical data**

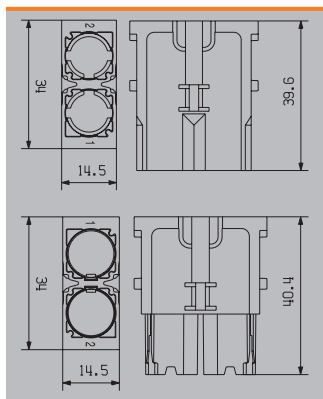
Contact inserts	
Number of poles	2
Rated current (DIN EN 61984)	
Rated voltage (DIN EN 61984)	
Rated impulse voltage (DIN EN 61984)	
Pollution severity	3
Rated voltage according to UL/CSA	
Insulation strength	10 <sup>12</sup> Ω
Surge voltage category	III
Limit temperature	-40 °C ... 125 °C
UL 94 flammability rating	V-0
Plugging cycles	≥ 500
Material	Polycarbonate, glass fibre reinforced
Required plug-in slots	1

**Note**



Deployment	Type	Order No.
Pin	HDC MBUS 2 MC	1428990000
Female	HDC MBUS 2 FC	1429020000

**Note**



**Fixing clip**



Fixing clip	
HDC MBUS 2 MCLIP	1989290000
HDC MBUS 2 PCLIP	1989300000

**Note** MCLIP = metal version; PCLIP = plastic version

## RockStar® ModuPlug modules

ModuPlug®  
HDC MDU

## Technical data

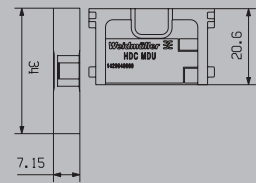
Contact inserts	
Number of poles	0
Rated current (DIN EN 61984)	
Rated voltage (DIN EN 61984)	
Rated impulse voltage (DIN EN 61984)	
Pollution severity	3
Rated voltage according to UL/CSA	
Insulation strength	
Surge voltage category	
Limit temperature	-40 °C ... 125 °C
UL 94 flammability rating	V-0
Plugging cycles	≥ 500
Material	Polycarbonate, glass fibre reinforced
Required plug-in slots	0.5

## Note



Deployment	Type	Order No.
other	HDC MDU	1429040000


## Note



Cat. 5, D-Type

Technical data

Contact inserts	
Number of poles	4
Rated current	4 A
Rated voltage	250 V
Category	Cat. 5e
Pollution severity	2
Transmission rate	100 MBit/s
Insulation strength	≥ 100 MΩ
Coding	D
Limit temperature	-40 °C ... 90 °C
Plugging cycles	100



Note



Deployment	Type	Qty.	Order No.
Pin	HDC MBUS4 D5E MC	2	2427920000
Female	HDC MBUS4 D5E FC	2	2427930000

Note

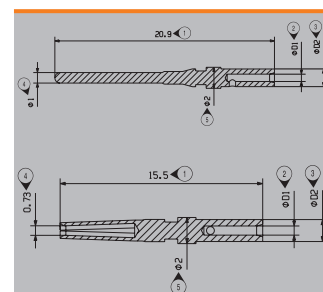
Accessories

Crimping contact

Surface finish gold



Male			Female		
Qty.	Type	Order No.	Type	Order No.	Order No.
100	HDC MBUS4 M AWG18	2565920000	HDC MBUS4 F AWG18	2565930000	2565930000
100	HDC MBUS4 M AWG22-20	2565900000	HDC MBUS4 F AWG22-20	2565910000	2565910000
100	HDC MBUS4 M AWG26-24	2565880000	HDC MBUS4 F AWG26-24	2565890000	2565890000



**RockStar® ModuPlug Field attachable data connector**

**Cat. 6, X-Type**

**Technical data**

Contact inserts	
Number of poles	8
Rated current	0.5 A
Rated voltage	50 V
Category	Cat. 6A
Pollution severity	2
Transmission rate	10 Gbps
Insulation strength	≥ 100 MΩ
Coding	X
Limit temperature	-40 °C ... 90 °C
Plugging cycles	100



**Note**



Deployment	Type	Qty.	Order No.
Pin	HDC MBUS8 X6A MC	2	2427900000
Female	HDC MBUS8 X6A FC	2	2427910000

**Note**

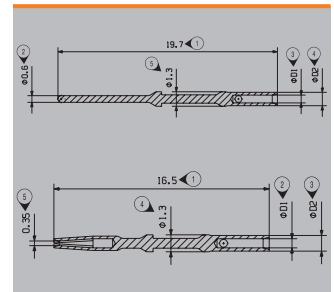
**Accessories**

**Crimping contact**

Surface finish gold



Male			Female		
Qty.	Type	Order No.	Type	Order No.	Order No.
100	HDC MBUS8 M AWG20	2565980000	HDC MBUS8 F AWG20	2565990000	2565990000
100	HDC MBUS8 M AWG22	2565960000	HDC MBUS8 F AWG22	2565970000	2565970000
100	HDC MBUS8 M AWG26-24	2565940000	HDC MBUS8 F AWG26-24	2565950000	2565950000





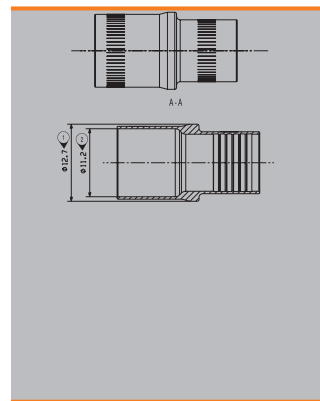
Accessories

Shielding sleeve



Outer cable diameter	Type	Order No.
3...5 mm	HDC MBUS CFS 5.0	2566080000
5...7 mm	HDC MBUS CFS 7.0	2566070000
6.8...7.3 mm	HDC MBUS CF 7.3	2566060000
7.4...7.9 mm	HDC MBUS CF 7.9	2566050000
8...8.5 mm	HDC MBUS CF 8.5	2566040000
8.6...9.1 mm	HDC MBUS CF 9.1	2566030000
9.2...9.7 mm	HDC MBUS CF 9.7	2566020000
9.8...10.3 mm	HDC MBUS CF 10.3	2566010000
10.4...11 mm	HDC MBUS CF 11.0	2566000000

**Note**



Accessories


Tools

Pressing tool



Product type	Type	Order No.
Pressing tool	HDC MBUS CT A 9.2-10.3	2592690000
Pressing tool	HDC MBUS CT B 8.0-9.1	2592710000
Pressing tool	HDC MBUS CT C 6.8-7.9	2592730000
Crimping tool for contacts	HDC MBUS CT X/D 0.6/1.0	2592650000
Crimping tool insert	HDC MBUS CI A 9.2-10.3	2592700000
Crimping tool insert	HDC MBUS CI B 8.0-9.1	2592720000
Crimping tool insert	HDC MBUS CI C 6.8-7.9	2592740000
Locator for crimping tool	HDC MBUS CL X/D 0.6/1.0	2592680000

**Note**



## RockStar® ModuPlug data inserts

## Cat. 5e Industrial cable

## Technical data

Number of poles	4
Transmission rate	100 MBit/s
Category	Cat. 5e
Coding	D
Rated current	4 A
Rated voltage	250 V
Pollution severity	2
Insulation strength	≥ 10 <sup>9</sup> Ω
Limit temperature	-30 °C ... 90 °C
Plugging cycles	≥ 100
Contact surface	Au (Gold)
<b>Note</b>	Round plug-in connector in accordance with IEC 61076-2-101

## Female / Female



Module side version	Cable length	Opposite side version	Type	Order No.
Female	0.5 m	Female	HDC XX5E01 FFSXXX-0050	2652760050
Female	1 m	Female	HDC XX5E01 FFSXXX-0100	2652760100
Female	1.5 m	Female	HDC XX5E01 FFSXXX-0150	2652760150
Female	3 m	Female	HDC XX5E01 FFSXXX-0300	2652760300
Female	5 m	Female	HDC XX5E01 FFSXXX-0500	2652760500
<b>Note</b>	Other versions and cable lengths on request			

## Female / Female M12



Module side version	Cable length	Opposite side version	Type	Order No.
Female	0.5 m	Female, M12D	HDC XX5E01 FFSM12D-0050	2503540050
Female	1 m	Female, M12D	HDC XX5E01 FFSM12D-0100	2503540100
Female	1.5 m	Female, M12D	HDC XX5E01 FFSM12D-0150	2503540150
Female	3 m	Female, M12D	HDC XX5E01 FFSM12D-0300	2503540300
Female	5 m	Female, M12D	HDC XX5E01 FFSM12D-0500	2503540500
<b>Note</b>	Other versions and cable lengths on request			

## Female / Male M12



Module side version	Cable length	Opposite side version	Type	Order No.
Female	0.5 m	Male, straight, M12D	HDC XX5E01 FMSM12D-0050	2451120050
Female	1 m	Male, straight, M12D	HDC XX5E01 FMSM12D-0100	2451120100
Female	1.5 m	Male, straight, M12D	HDC XX5E01 FMSM12D-0150	2451120150
Female	3 m	Male, straight, M12D	HDC XX5E01 FMSM12D-0300	2451120300
Female	5 m	Male, straight, M12D	HDC XX5E01 FMSM12D-0500	2451120500
<b>Note</b>	Other versions and cable lengths on request			

## Female / Male RJ45



Module side version	Cable length	Opposite side version	Type	Order No.
Female	0.5 m	Male, straight, RJ45	HDC XX5E01 FMSRJ45-0050	2451080050
Female	1 m	Male, straight, RJ45	HDC XX5E01 FMSRJ45-0100	2451080100
Female	1.5 m	Male, straight, RJ45	HDC XX5E01 FMSRJ45-0150	2451080150
Female	3 m	Male, straight, RJ45	HDC XX5E01 FMSRJ45-0300	2451080300
Female	5 m	Male, straight, RJ45	HDC XX5E01 FMSRJ45-0500	2451080500
<b>Note</b>	Other versions and cable lengths on request			

## Female / open end



Module side version	Cable length	Opposite side version	Type	Order No.
Female	0.5 m	open	HDC XX5E01 FOXXXXX-0050	2003920050
Female	1 m	open	HDC XX5E01 FOXXXXX-0100	2003920100
Female	1.5 m	open	HDC XX5E01 FOXXXXX-0150	2003920150
Female	3 m	open	HDC XX5E01 FOXXXXX-0300	2003920300
Female	5 m	open	HDC XX5E01 FOXXXXX-0500	2003920500
<b>Note</b> Other versions and cable lengths on request				

## Male / Female



Module side version	Cable length	Opposite side version	Type	Order No.
Male	0.5 m	Female, straight	HDC XX5E01 MFSXXX-0050	2453550050
Male	1 m	Female, straight	HDC XX5E01 MFSXXX-0100	2453550100
Male	1.5 m	Female, straight	HDC XX5E01 MFSXXX-0150	2453550150
Male	3 m	Female, straight	HDC XX5E01 MFSXXX-0300	2453550300
Male	5 m	Female, straight	HDC XX5E01 MFSXXX-0500	2453550500
<b>Note</b> Other versions and cable lengths on request				

## Male / Female M12



Module side version	Cable length	Opposite side version	Type	Order No.
Male	0.5 m	Female, straight, M12D	HDC XX5E01 MFSM12D-0050	2450450050
Male	1 m	Female, straight, M12D	HDC XX5E01 MFSM12D-0100	2450450100
Male	1.5 m	Female, straight, M12D	HDC XX5E01 MFSM12D-0150	2450450150
Male	3 m	Female, straight, M12D	HDC XX5E01 MFSM12D-0300	2450450300
Male	5 m	Female, straight, M12D	HDC XX5E01 MFSM12D-0500	2450450500
<b>Note</b> Other versions and cable lengths on request				

## Male / Male M12



Module side version	Cable length	Opposite side version	Type	Order No.
Male	0.5 m	Male, straight, M12D	HDC XX5E01 MMSM12D-0050	2451110050
Male	1 m	Male, straight, M12D	HDC XX5E01 MMSM12D-0100	2451110100
Male	1.5 m	Male, straight, M12D	HDC XX5E01 MMSM12D-0150	2451110150
Male	3 m	Male, straight, M12D	HDC XX5E01 MMSM12D-0300	2451110300
Male	5 m	Male, straight, M12D	HDC XX5E01 MMSM12D-0500	2451110500
<b>Note</b> Other versions and cable lengths on request				

## Male / Male RJ45



Module side version	Cable length	Opposite side version	Type	Order No.
Male	0.5 m	Male, straight, RJ45	HDC XX5E01 MMSRJ45-0050	2450490050
Male	1 m	Male, straight, RJ45	HDC XX5E01 MMSRJ45-0100	2450490100
Male	1.5 m	Male, straight, RJ45	HDC XX5E01 MMSRJ45-0150	2450490150
Male	3 m	Male, straight, RJ45	HDC XX5E01 MMSRJ45-0300	2450490300
Male	5 m	Male, straight, RJ45	HDC XX5E01 MMSRJ45-0500	2450490500
<b>Note</b> Other versions and cable lengths on request				

## Male / open end



Module side version	Cable length	Opposite side version	Type	Order No.
Male	0.5 m	open	HDC XX5E01 MOXXXXX-0050	2003890050
Male	1 m	open	HDC XX5E01 MOXXXXX-0100	2003890100
Male	1.5 m	open	HDC XX5E01 MOXXXXX-0150	2003890150
Male	3 m	open	HDC XX5E01 MOXXXXX-0300	2003890300
Male	5 m	open	HDC XX5E01 MOXXXXX-0500	2003890500
<b>Note</b> Other versions and cable lengths on request				

## RockStar® ModuPlug data inserts

## Cat. 5e railway cable

## Technical data

Number of poles	4
Transmission rate	100 MBit/s
Category	Cat. 5e
Coding	D
Rated current	4 A
Rated voltage	250 V
Pollution severity	2
Insulation strength	≥ 10 <sup>9</sup> Ω
Limit temperature	-40 °C ... 90 °C
Plugging cycles	≤ 100
Contact surface	Au (Gold)
<b>Note</b>	Round plug-in connector in accordance with IEC 61076-2-101

## Female / Female M12



Module side version	Cable length	Opposite side version	Type	Order No.
Female	0.5 m	Female, straight, M12D	HDC XX5E02 FFSM12D-0050	2503810050
Female	1 m	Female, straight, M12D	HDC XX5E02 FFSM12D-0100	2503810100
Female	1.5 m	Female, straight, M12D	HDC XX5E02 FFSM12D-0150	2503810150
Female	3 m	Female, straight, M12D	HDC XX5E02 FFSM12D-0300	2503810300
Female	5 m	Female, straight, M12D	HDC XX5E02 FFSM12D-0500	2503810500
<b>Note</b>	Other versions and cable lengths on request			

## Female / Male M12



Module side version	Cable length	Opposite side version	Type	Order No.
Female	0.5 m	Male, straight, M12D	HDC XX5E02 FMSM12D-0050	2503760050
Female	1 m	Male, straight, M12D	HDC XX5E02 FMSM12D-0100	2503760100
Female	1.5 m	Male, straight, M12D	HDC XX5E02 FMSM12D-0150	2503760150
Female	3 m	Male, straight, M12D	HDC XX5E02 FMSM12D-0300	2503760300
Female	5 m	Male, straight, M12D	HDC XX5E02 FMSM12D-0500	2503760500
<b>Note</b>	Other versions and cable lengths on request			

## Female / Male RJ45



Module side version	Cable length	Opposite side version	Type	Order No.
Female	0.5 m	Male, straight, RJ45	HDC XX5E02 FMSRJ45-0050	2503720050
Female	1 m	Male, straight, RJ45	HDC XX5E02 FMSRJ45-0100	2503720100
Female	1.5 m	Male, straight, RJ45	HDC XX5E02 FMSRJ45-0150	2503720150
Female	3 m	Male, straight, RJ45	HDC XX5E02 FMSRJ45-0300	2503720300
Female	5 m	Male, straight, RJ45	HDC XX5E02 FMSRJ45-0500	2503720500
<b>Note</b>	Other versions and cable lengths on request			

## Female / open end



Module side version	Cable length	Opposite side version	Type	Order No.
Female	0.5 m	open	HDC XX5E02 FOXXXXX-0050	2003930050
Female	1 m	open	HDC XX5E02 FOXXXXX-0100	2003930100
Female	1.5 m	open	HDC XX5E02 FOXXXXX-0150	2003930150
Female	3 m	open	HDC XX5E02 FOXXXXX-0300	2003930300
Female	5 m	open	HDC XX5E02 FOXXXXX-0500	2003930500
<b>Note</b>	Other versions and cable lengths on request			

## Male / Female



Module side version	Cable length	Opposite side version	Type	Order No.
Male	0.5 m	Female, straight	HDC XX5E02 MFSXXXX-0050	2503790050
Male	1 m	Female, straight	HDC XX5E02 MFSXXXX-0100	2503790100
Male	1.5 m	Female, straight	HDC XX5E02 MFSXXXX-0150	2503790150
Male	3 m	Female, straight	HDC XX5E02 MFSXXXX-0300	2503790300
Male	5 m	Female, straight	HDC XX5E02 MFSXXXX-0500	2503790500
<b>Note</b>	Other versions and cable lengths on request			

## Male / Female M12



Module side version	Cable length	Opposite side version	Type	Order No.
Male	0.5 m	Female, straight, M12D	HDC XX5E02 MFSM12D-0050	2503700050
Male	1 m	Female, straight, M12D	HDC XX5E02 MFSM12D-0100	2503700100
Male	1.5 m	Female, straight, M12D	HDC XX5E02 MFSM12D-0150	2503700150
Male	3 m	Female, straight, M12D	HDC XX5E02 MFSM12D-0300	2503700300
Male	5 m	Female, straight, M12D	HDC XX5E02 MFSM12D-0500	2503700500
<b>Note</b>	Other versions and cable lengths on request			

## Male / Male



Module side version	Cable length	Opposite side version	Type	Order No.
Male	0.5 m	Male, straight	HDC XX5E02 MMSXXXX-0050	2659960050
Male	1 m	Male, straight	HDC XX5E02 MMSXXXX-0100	2659960100
Male	1.5 m	Male, straight	HDC XX5E02 MMSXXXX-0150	2659960150
Male	3 m	Male, straight	HDC XX5E02 MMSXXXX-0300	2659960300
Male	5 m	Male, straight	HDC XX5E02 MMSXXXX-0500	2659960500
<b>Note</b>	Other versions and cable lengths on request			

## Male / Male M12



Module side version	Cable length	Opposite side version	Type	Order No.
Male	0.5 m	Male, straight, M12D	HDC XX5E02 MMSM12D-0050	2503750050
Male	1 m	Male, straight, M12D	HDC XX5E02 MMSM12D-0100	2503750100
Male	1.5 m	Male, straight, M12D	HDC XX5E02 MMSM12D-0150	2503750150
Male	3 m	Male, straight, M12D	HDC XX5E02 MMSM12D-0300	2503750300
Male	5 m	Male, straight, M12D	HDC XX5E02 MMSM12D-0500	2503750500
<b>Note</b>	Other versions and cable lengths on request			

## Male / Male RJ45



Module side version	Cable length	Opposite side version	Type	Order No.
Male	0.5 m	Male, straight, RJ45	HDC XX5E02 MMSRJ45-0050	2503710050
Male	1 m	Male, straight, RJ45	HDC XX5E02 MMSRJ45-0100	2503710100
Male	1.5 m	Male, straight, RJ45	HDC XX5E02 MMSRJ45-0150	2503710150
Male	3 m	Male, straight, RJ45	HDC XX5E02 MMSRJ45-0300	2503710300
Male	5 m	Male, straight, RJ45	HDC XX5E02 MMSRJ45-0500	2503710500
<b>Note</b>	Other versions and cable lengths on request			

## Male / open end



Module side version	Cable length	Opposite side version	Type	Order No.
Male	0.5 m	open	HDC XX5E02 MOXXXXX-0050	2003900050
Male	1 m	open	HDC XX5E02 MOXXXXX-0100	2003900100
Male	1.5 m	open	HDC XX5E02 MOXXXXX-0150	2003900150
Male	3 m	open	HDC XX5E02 MOXXXXX-0300	2003900300
Male	5 m	open	HDC XX5E02 MOXXXXX-0500	2003900500
<b>Note</b>	Other versions and cable lengths on request			

## RockStar® ModuPlug data inserts

Cat. 6<sub>A</sub> Industrial cable

## Technical data

Number of poles	8
Transmission rate	10 Gbps
Category	Cat. 6A
Coding	X
Rated current	0.5 A
Rated voltage	50 V
Pollution severity	2
Insulation strength	≥ 10 <sup>3</sup> Ω
Limit temperature	-30 °C ... 90 °C
Plugging cycles	≥ 100
Contact surface	Au (Gold)
<b>Note</b>	Round plug-in connector in accordance with IEC 61076-2-101

## Female / Female



Module side version	Cable length	Opposite side version	Type	Order No.
Female	0.5 m	Female, straight	HDC XX6A02 FFSXXX-0050	2634700050
Female	1 m	Female, straight	HDC XX6A02 FFSXXX-0100	2634700100
Female	1.5 m	Female, straight	HDC XX6A02 FFSXXX-0150	2634700150
Female	3 m	Female, straight	HDC XX6A02 FFSXXX-0300	2634700300
Female	5 m	Female, straight	HDC XX6A02 FFSXXX-0500	2634700500
<b>Note</b>	Other versions and cable lengths on request			

## Female / Female M12



Module side version	Cable length	Opposite side version	Type	Order No.
Female	0.5 m	Female, straight, M12X	HDC XX6A02 FFSM12X-0050	2503820050
Female	1 m	Female, straight, M12X	HDC XX6A02 FFSM12X-0100	2503820100
Female	1.5 m	Female, straight, M12X	HDC XX6A02 FFSM12X-0150	2503820150
Female	3 m	Female, straight, M12X	HDC XX6A02 FFSM12X-0300	2503820300
Female	5 m	Female, straight, M12X	HDC XX6A02 FFSM12X-0500	2503820500
<b>Note</b>	Other versions and cable lengths on request			

## Female / Male M12



Module side version	Cable length	Opposite side version	Type	Order No.
Female	0.5 m	Male, straight, M12X	HDC XX6A02 FMSM12X-0050	2503780050
Female	1 m	Male, straight, M12X	HDC XX6A02 FMSM12X-0100	2503780100
Female	1.5 m	Male, straight, M12X	HDC XX6A02 FMSM12X-0150	2503780150
Female	3 m	Male, straight, M12X	HDC XX6A02 FMSM12X-0300	2503780300
Female	5 m	Male, straight, M12X	HDC XX6A02 FMSM12X-0500	2503780500
<b>Note</b>	Other versions and cable lengths on request			

## Female / Male RJ45



Module side version	Cable length	Opposite side version	Type	Order No.
Female	0.5 m	Male, straight, RJ45	HDC XX6A02 FMSRJ45-0050	2503740050
Female	1 m	Male, straight, RJ45	HDC XX6A02 FMSRJ45-0100	2503740100
Female	1.5 m	Male, straight, RJ45	HDC XX6A02 FMSRJ45-0150	2503740150
Female	3 m	Male, straight, RJ45	HDC XX6A02 FMSRJ45-0300	2503740300
Female	5 m	Male, straight, RJ45	HDC XX6A02 FMSRJ45-0500	2503740500
<b>Note</b>	Other versions and cable lengths on request			

**Female / open end**



Module side version	Cable length	Opposite side version	Type	Order No.
Female	0.5 m	open	HDC XX6A02 FOXXXXX-0050	2003860050
Female	1 m	open	HDC XX6A02 FOXXXXX-0100	2003860100
Female	1.5 m	open	HDC XX6A02 FOXXXXX-0150	2003860150
Female	3 m	open	HDC XX6A02 FOXXXXX-0300	2003860300
Female	5 m	open	HDC XX6A02 FOXXXXX-0500	2003860500
<b>Note</b> Other versions and cable lengths on request				

**Male / Female**



Module side version	Cable length	Opposite side version	Type	Order No.
Male	0.5 m	Female, straight	HDC XX6A02 MFSXXXX-0050	2503800050
Male	1 m	Female, straight	HDC XX6A02 MFSXXXX-0100	2503800100
Male	1.5 m	Female, straight	HDC XX6A02 MFSXXXX-0150	2503800150
Male	3 m	Female, straight	HDC XX6A02 MFSXXXX-0300	2503800300
Male	5 m	Female, straight	HDC XX6A02 MFSXXXX-0500	2503800500
<b>Note</b> Other versions and cable lengths on request				

**Male / Female M12**



Module side version	Cable length	Opposite side version	Type	Order No.
Male	0.5 m	Female, straight, M12X	HDC XX6A02 MFSM12X-0050	2503690050
Male	1 m	Female, straight, M12X	HDC XX6A02 MFSM12X-0100	2503690100
Male	1.5 m	Female, straight, M12X	HDC XX6A02 MFSM12X-0150	2503690150
Male	3 m	Female, straight, M12X	HDC XX6A02 MFSM12X-0300	2503690300
Male	5 m	Female, straight, M12X	HDC XX6A02 MFSM12X-0500	2503690500
<b>Note</b> Other versions and cable lengths on request				

**Male / Male M12**



Module side version	Cable length	Opposite side version	Type	Order No.
Male	0.5 m	Male, straight, M12X	HDC XX6A02 MMSM12X-0050	2503770050
Male	1 m	Male, straight, M12X	HDC XX6A02 MMSM12X-0100	2503770100
Male	1.5 m	Male, straight, M12X	HDC XX6A02 MMSM12X-0150	2503770150
Male	3 m	Male, straight, M12X	HDC XX6A02 MMSM12X-0300	2503770300
Male	5 m	Male, straight, M12X	HDC XX6A02 MMSM12X-0500	2503770500
<b>Note</b> Other versions and cable lengths on request				

**Male / Male RJ45**



Module side version	Cable length	Opposite side version	Type	Order No.
Male	0.5 m	Male, straight, RJ45	HDC XX6A02 MMSRJ45-0050	2503730050
Male	1 m	Male, straight, RJ45	HDC XX6A02 MMSRJ45-0100	2503730100
Male	1.5 m	Male, straight, RJ45	HDC XX6A02 MMSRJ45-0150	2503730150
Male	3 m	Male, straight, RJ45	HDC XX6A02 MMSRJ45-0300	2503730300
Male	5 m	Male, straight, RJ45	HDC XX6A02 MMSRJ45-0500	2503730500
<b>Note</b> Other versions and cable lengths on request				

**Male / open end**



Module side version	Cable length	Opposite side version	Type	Order No.
Male	0.5 m	open	HDC XX6A02 MOXXXXX-0050	2003830050
Male	1 m	open	HDC XX6A02 MOXXXXX-0100	2003830100
Male	1.5 m	open	HDC XX6A02 MOXXXXX-0150	2003830150
Male	3 m	open	HDC XX6A02 MOXXXXX-0300	2003830300
Male	5 m	open	HDC XX6A02 MOXXXXX-0500	2003830500
<b>Note</b> Other versions and cable lengths on request				

## RockStar® ModuPlug data inserts

Cat. 6<sub>A</sub> railway cable

## Technical data

Number of poles	8
Transmission rate	10 Gbps
Category	Cat. 6A
Coding	X
Rated current	0.5 A
Rated voltage	50 V
Pollution severity	2
Insulation strength	≥ 10 <sup>9</sup> Ω
Limit temperature	-40 °C ... 90 °C
Plugging cycles	100
Contact surface	Au (Gold)
<b>Note</b>	Round plug-in connector in accordance with IEC 61076-2-109

## Female / Female M12



Module side version	Cable length	Opposite side version	Type	Order No.
Female	0.5 m	Female, straight, M12X	HDC XX6A01 FFSM12X-0050	2503550050
Female	1 m	Female, straight, M12X	HDC XX6A01 FFSM12X-0100	2503550100
Female	1.5 m	Female, straight, M12X	HDC XX6A01 FFSM12X-0150	2503550150
Female	3 m	Female, straight, M12X	HDC XX6A01 FFSM12X-0300	2503550300
Female	5 m	Female, straight, M12X	HDC XX6A01 FFSM12X-0500	2503550500
<b>Note</b>	Other versions and cable lengths on request			

## Female / Male M12



Module side version	Cable length	Opposite side version	Type	Order No.
Female	0.5 m	Male, straight, M12X	HDC XX6A01 FMSM12X-0050	2451140050
Female	1 m	Male, straight, M12X	HDC XX6A01 FMSM12X-0100	2451140100
Female	1.5 m	Male, straight, M12X	HDC XX6A01 FMSM12X-0150	2451140150
Female	3 m	Male, straight, M12X	HDC XX6A01 FMSM12X-0300	2451140300
Female	5 m	Male, straight, M12X	HDC XX6A01 FMSM12X-0500	2451140500
<b>Note</b>	Other versions and cable lengths on request			

## Female / Male RJ45



Module side version	Cable length	Opposite side version	Type	Order No.
Female	0.5 m	Male, straight, RJ45	HDC XX6A01 FMSRJ45-0050	2451100050
Female	1 m	Male, straight, RJ45	HDC XX6A01 FMSRJ45-0100	2451100100
Female	1.5 m	Male, straight, RJ45	HDC XX6A01 FMSRJ45-0150	2451100150
Female	3 m	Male, straight, RJ45	HDC XX6A01 FMSRJ45-0300	2451100300
Female	5 m	Male, straight, RJ45	HDC XX6A01 FMSRJ45-0500	2451100500
<b>Note</b>	Other versions and cable lengths on request			

## Female / open end



Module side version	Cable length	Opposite side version	Type	Order No.
Female	0.5 m	open	HDC XX6A01 FOXXXXX-0050	2003850050
Female	1 m	open	HDC XX6A01 FOXXXXX-0100	2003850100
Female	1.5 m	open	HDC XX6A01 FOXXXXX-0150	2003850150
Female	3 m	open	HDC XX6A01 FOXXXXX-0300	2003850300
Female	5 m	open	HDC XX6A01 FOXXXXX-0500	2003850500
<b>Note</b>	Other versions and cable lengths on request			



**Male / Female**



Module side version	Cable length	Opposite side version	Type	Order No.
Male	0.5 m	Female, straight	HDC XX6A01 MFSXXXX-0050	2453540050
Male	1 m	Female, straight	HDC XX6A01 MFSXXXX-0100	2453540100
Male	1.5 m	Female, straight	HDC XX6A01 MFSXXXX-0150	2453540150
Male	3 m	Female, straight	HDC XX6A01 MFSXXXX-0300	2453540300
Male	5 m	Female, straight	HDC XX6A01 MFSXXXX-0500	2453540500
<b>Note</b> Other versions and cable lengths on request				

**Male / Female M12**



Module side version	Cable length	Opposite side version	Type	Order No.
Male	0.5 m	Female, straight, M12X	HDC XX6A01 MFSM12X-0050	2450440050
Male	1 m	Female, straight, M12X	HDC XX6A01 MFSM12X-0100	2450440100
Male	1.5 m	Female, straight, M12X	HDC XX6A01 MFSM12X-0150	2450440150
Male	3 m	Female, straight, M12X	HDC XX6A01 MFSM12X-0300	2450440300
Male	5 m	Female, straight, M12X	HDC XX6A01 MFSM12X-0500	2450440500
<b>Note</b> Other versions and cable lengths on request				

**Male / Male M12**



Module side version	Cable length	Opposite side version	Type	Order No.
Male	0.5 m	Male, straight, M12X	HDC XX6A01 MMSM12X-0050	2451130050
Male	1 m	Male, straight, M12X	HDC XX6A01 MMSM12X-0100	2451130100
Male	1.5 m	Male, straight, M12X	HDC XX6A01 MMSM12X-0150	2451130150
Male	3 m	Male, straight, M12X	HDC XX6A01 MMSM12X-0300	2451130300
Male	5 m	Male, straight, M12X	HDC XX6A01 MMSM12X-0500	2451130500
<b>Note</b> Other versions and cable lengths on request				

**Male / Male RJ45**



Module side version	Cable length	Opposite side version	Type	Order No.
Male	0.5 m	Male, straight, RJ45	HDC XX6A01 MMSRJ45-0050	2451090050
Male	1 m	Male, straight, RJ45	HDC XX6A01 MMSRJ45-0100	2451090100
Male	1.5 m	Male, straight, RJ45	HDC XX6A01 MMSRJ45-0150	2451090150
Male	3 m	Male, straight, RJ45	HDC XX6A01 MMSRJ45-0300	2451090300
Male	5 m	Male, straight, RJ45	HDC XX6A01 MMSRJ45-0500	2451090500
<b>Note</b> Other versions and cable lengths on request				

**Male / open end**



Module side version	Cable length	Opposite side version	Type	Order No.
Male	0.5 m	open	HDC XX6A01 MOXXXXX-0050	2003820050
Male	1 m	open	HDC XX6A01 MOXXXXX-0100	2003820100
Male	1.5 m	open	HDC XX6A01 MOXXXXX-0150	2003820150
Male	3 m	open	HDC XX6A01 MOXXXXX-0300	2003820300
Male	5 m	open	HDC XX6A01 MOXXXXX-0500	2003820500
<b>Note</b> Other versions and cable lengths on request				

**Male / Male**



Module side version	Cable length	Opposite side version	Type	Order No.
Male	0.5 m	Male	HDC XX6A01 MMSXXXX-0050	2659970050
Male	1 m	Male	HDC XX6A01 MMSXXXX-0100	2659970100
Male	1.5 m	Male	HDC XX6A01 MMSXXXX-0150	2659970150
Male	3 m	Male	HDC XX6A01 MMSXXXX-0300	2659970300
Male	5 m	Male	HDC XX6A01 MMSXXXX-0500	2659970500
<b>Note</b> Other versions and cable lengths on request				

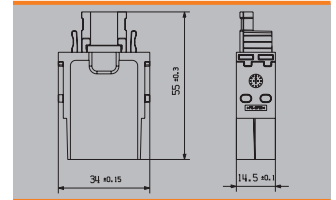
## MRJ45 modules

## Technical data

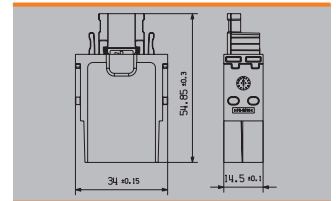
Number of poles	8
Category	
Rated current (DIN EN 61984)	1 A
Rated voltage (DIN EN 61984)	50 V
Pollution severity	3
Insulation strength	10 <sup>12</sup> Ω
Limit temperature	-40 °C ... 70 °C
Plugging cycles	750 (RJ45)
Surge voltage category	III
<b>Note</b>	



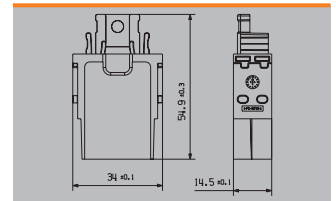
Version	Type	Order No.
Plug insert, RJ45 crimp	HDC MRJ45 8PLUG MC	2592250000

**Note**

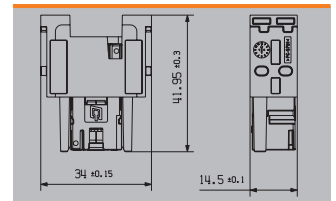
Version	Type	Order No.
Plug insert, RJ45 tool-free, TIA-568A	HDC MRJ45 A MI	2592220000
Plug insert, RJ45 tool-free, TIA-568A, EIA/TIA T568 B, PROFINET	HDC MRJ45 ABP MI	2592210000
Plug insert, RJ45 tool-free, EIA/TIA T568 B	HDC MRJ45 B MI	2592230000
Plug insert, RJ45 tool-free, PROFINET	HDC MRJ45 P MI	2592240000

**Note**

Version	Type	Order No.
Adapter module, RJ45 for patch cable	HDC MRJ45 PCADP MC	2592260000

**Note**

Version	Type	Order No.
RJ45 Gender Changer	HDC MRJ45 GC F	2592030000

**Note**

## MRJ45 patch cable

## Technical data

Number of wires	8
Speed	10 GBit/s
Category	Cat. 6A
Operating voltage	48 V AC / DC
Sheath diameter, max.	5.9 mm
Cross-section [Text]	4*2*AWG 27/7 - 4*2*0.1 mm <sup>2</sup>
Shielding	S/FTP
Material sheath	LSZH
Operating temperature [ZGT]	-20...60 °C
Contact surface	Au ≥ 0.8 µm
<b>Note</b>	



Cable length	Type	Order No.
0.2 m	HDC RJ4501 MMSCAT6-0020	2661950020
0.3 m	HDC RJ4501 MMSCAT6-0030	2661950030
0.4 m	HDC RJ4501 MMSCAT6-0040	2661950040
0.5 m	HDC RJ4501 MMSCAT6-0050	2661950050
0.6 m	HDC RJ4501 MMSCAT6-0060	2661950060
0.7 m	HDC RJ4501 MMSCAT6-0070	2661950070
0.8 m	HDC RJ4501 MMSCAT6-0080	2661950080
0.9 m	HDC RJ4501 MMSCAT6-0090	2661950090
1 m	HDC RJ4501 MMSCAT6-0100	2661950100
1.5 m	HDC RJ4501 MMSCAT6-0150	2661950150
2 m	HDC RJ4501 MMSCAT6-0200	2661950200
2.5 m	HDC RJ4501 MMSCAT6-0250	2661950250
3 m	HDC RJ4501 MMSCAT6-0300	2661950300
4 m	HDC RJ4501 MMSCAT6-0400	2661950400
5 m	HDC RJ4501 MMSCAT6-0500	2661950500
6 m	HDC RJ4501 MMSCAT6-0600	2661950600
7 m	HDC RJ4501 MMSCAT6-0700	2661950700
7.5 m	HDC RJ4501 MMSCAT6-0750	2661950750
8 m	HDC RJ4501 MMSCAT6-0800	2661950800
9 m	HDC RJ4501 MMSCAT6-0900	2661950900
10 m	HDC RJ4501 MMSCAT6-1000	2661951000
15 m	HDC RJ4501 MMSCAT6-1500	2661951500
20 m	HDC RJ4501 MMSCAT6-2000	2661952000
<b>Note</b>		



Adapter module	Order No.
HDC MRJ45 PCADP MC	2592260000
<b>Note</b>	

**RockStar® ModuPlug pneumatic modules**

**ModuPlug®  
Pneumatic Modules**

**Technical data**

Contact inserts	
Number of poles	2
Type of connection	Hose connection (pneumatic)
Module operating pressure	8 bar
Inner hose diameter, min.	6 mm
Inner hose diameter, max.	6 mm
Limit temperature	-40 °C ... 80 °C
UL 94 flammability rating	V-0
Plugging cycles	≥ 500
Material	Polycarbonate, glass fibre reinforced
Required plug-in slots	1

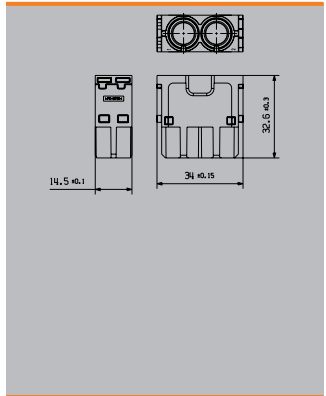
**Note**



**Hose connection (pneumatic)**



Deployment	Type	Order No.
Male, Female	HDC MPN 2	<b>2637320000</b>

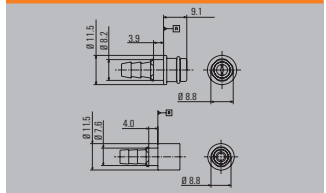


**Note**

**Pneumatic contacts**



<b>Female</b>		
HDC MPN 6.0 F		<b>2637390000</b>
<b>Male</b>		
HDC MPN 6.0 M		<b>2637350000</b>
<b>Female with shut-off valve</b>		
HDC MPN 6.0 SOF		<b>2637400000</b>
<b>Note</b>		



**ModuPlug®**  
Pneumatic contacts

**Technical data**

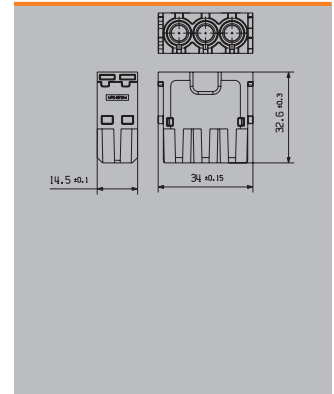
Contact inserts	
Number of poles	3
Type of connection	Hose connection (pneumatic)
Module operating pressure	8 bar
Inner hose diameter, min.	1.6 mm
Inner hose diameter, max.	4 mm
Limit temperature	-40 °C ... 80 °C
UL 94 flammability rating	V-0
Plugging cycles	≥ 500
Material	Polycarbonate, glass fibre reinforced
Required plug-in slots	1

Note

**Hose connection (pneumatic)**



Deployment	Type	Order No.
Male, Female	HDC MPN 3	2637340000

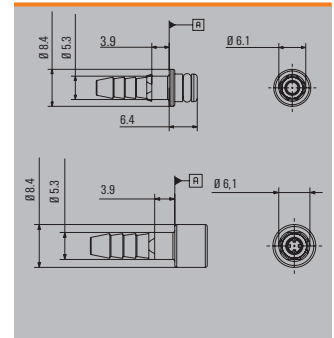


Note

**Pneumatic contacts**



<b>Female</b>		
HDC MPN 4.0 F		2637420000
HDC MPN 3.0 F		2637450000
HDC MPN 1.6 F		2637480000
<b>Male</b>		
HDC MPN 4.0 M		2637410000
HDC MPN 3.0 M		2637440000
HDC MPN 1.6 M		2637470000
<b>Female with shut-off valve</b>		
HDC MPN 4.0 SOF		2637430000
HDC MPN 3.0 SOF		2637460000
HDC MPN 1.6 SOF		2637490000
<b>Note</b>		





# RockStar® Housings IP65 / NEMA Type 12, 4X

---

RockStar® Housings IP65 / NEMA Type 12, 4X	Introduction	D.2
	RockStar® Housings IP65 / NEMA Type 12, 4X	D.4
	Size 1 - 12	

---

## RockStar® Housings IP65 / NEMA Type 12, 4X

Where something extra comes as standard. The high quality workmanship of RockStar® IP65 housings begins with the material from which all interlock mechanisms are made: stainless steel. It guarantees a long lifespan with high resistance to corrosion and impact. For the die-cast aluminium variants, a high-quality, multi-stage surface sealing provides years of safety and reliability – even under the most extreme conditions. With just one housing series, Weidmüller delivers the proper protective solution for your heavy-duty connector – so your choice is simple.

Other standard extras:

- A patented spring system provides a secure interlock and easier handling.
- Integrated threads: your choice of cable glands
- Integrated insulation strips: for worry-free transmission of higher voltages

RockStar® IP65 housings are available in twelve sizes and can be combined with all fixed-pole and modular inserts.



### Sturdy

Stainless steel interlock systems and multi-stage surface sealing results in high durability





**Reliable**

Guaranteed protection against jets of water, corrosion, ice and rain, according to IEC 60529 and UL.



**Practical**

Laser labelling for permanent identification and faster allocation



RockStar® IP65 Housings / NEMA Type 12, 4X

Plastic housing

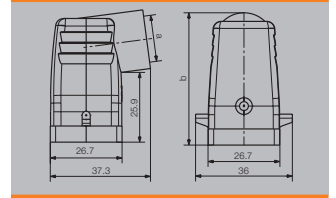
Size 1

Hood

Plug housing, cable entry sideways



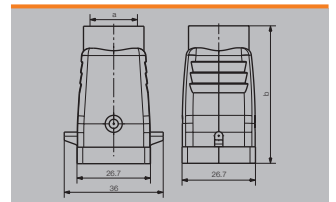
Colour	Version	b (mm)	Type	Order No.
beige	w. threading	49.2	HDC 07A TWLW 1M20G	<b>1788510000</b>
beige	w. threading	49.2	HDC 07A TWLW 1PG11G	<b>1652400000</b>



Plug housing, cable entry at top



Colour	Version	b (mm)	Type	Order No.
beige	w. threading	50	HDC 07A TOLU 1M20G	<b>1788520000</b>
beige	w. threading	50	HDC 07A TOLU 1PG11G	<b>1652380000</b>
black	w. threading	50	HDC 07A TOLU 1M20G BLK	<b>2089000000</b>



Plastic housing

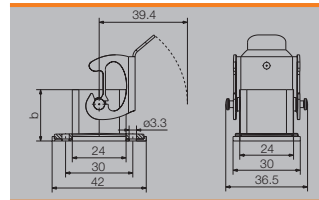
Size 1

Base

Bulkhead housing



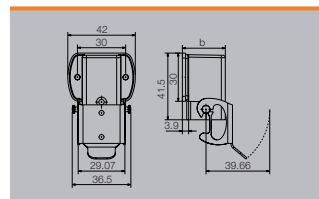
Colour	Version	b (mm)	Type	Order No.
beige		23	HDC 07A ALU	1652410000
black		23	HDC 07A ALU BLK	2088980000



Bulkhead housing, angled



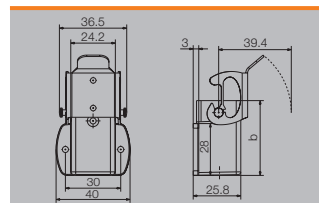
Colour	Version	b (mm)	Type	Order No.
beige	angled	26.7	HDC 07A AWLU	1652420000



Base housing



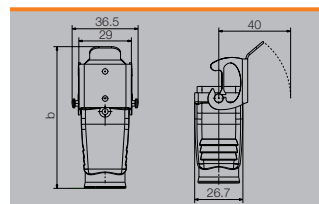
Version	b (mm)	Type	Order No.
w. threading	41.5	HDC 07A SLU 1M20G	1788530000
w. Supports	41.5	HDC 07A SLU 1PG11S	1652440000



Coupling housing



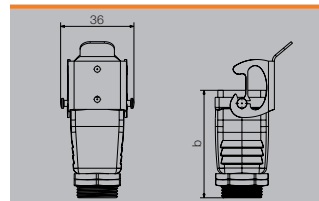
Version	b (mm)	Type	Order No.
w. threading	53.5	HDC 07A KOLU 1M20G	1788540000
w. threading	53.5	HDC 07A KOLU 1PG11G	1652460000



Screw mounting housing



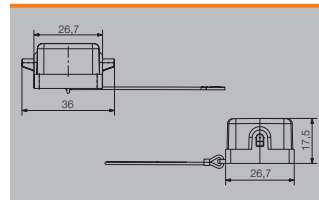
Version	b (mm)	Type	Order No.
w. threading	54	HDC 07A ELU 1PG13G	1900990000



Cover



Version	Type	Order No.
with female	HDC 07A DMDL 2B0	1665770000
with male	HDC 07A DDDL 2B0	1665760000



RockStar® IP65 Housings / NEMA Type 12, 4X

**Metal housing**

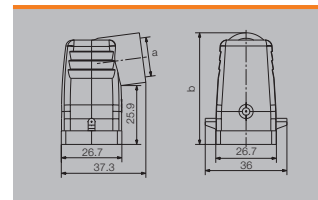
**Size 1**

**Hood**

**Plug housing, cable entry sideways**



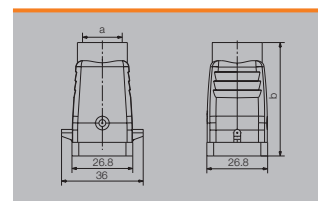
Version	b (mm)	Type	Order No.
w. threading	49.2	HDC 04A TWLU 1M20G	<b>1788810000</b>
w. threading	49.2	HDC 04A TWLU 1PG11G	<b>1652480000</b>



**Plug housing, cable entry at top**



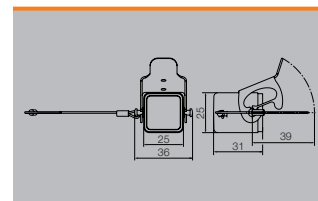
Version	b (mm)	Type	Order No.
w. threading	50	HDC 04A TOLU 1M16G	<b>1206090000</b>
w. threading	50	HDC 04A TOLU 1M20G	<b>1788820000</b>
w. threading	50	HDC 04A TOLU 1PG11G	<b>1652470000</b>



**Cover**



Version	Type	Order No.
with male	HDC 04A DDDL 1LB	<b>1963690000</b>



**D**

**Metal housing**

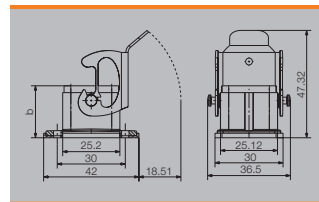
**Size 1**

**Base**

**Bulkhead housing**



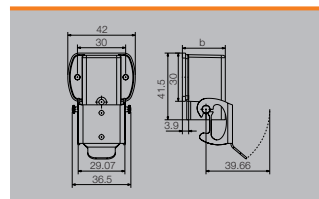
Version	b (mm)	Type	Order No.
	23	HDC 04A ALU	149760000



**Bulkhead housing, angled**



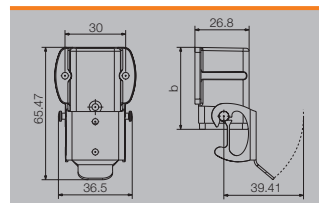
Version	b (mm)	Type	Order No.
angled	26.7	HDC 04A AWLU	149770000



**Base housing**



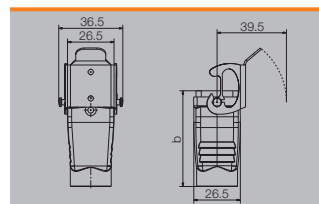
Version	b (mm)	Type	Order No.
w. threading	41.5	HDC 04A SLU 1M20G	1788830000
w. threading	41.5	HDC 04A SLU 1PG11G	1652490000



**Coupling housing**



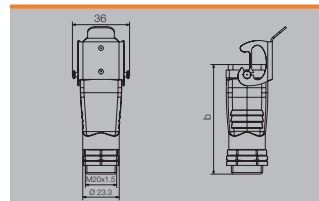
Version	b (mm)	Type	Order No.
w. threading	53.5	HDC 04A KOLU 1M20G	1788840000
w. threading	53.5	HDC 04A KOLU 1PG11G	1652500000



**Screw mounting housing**



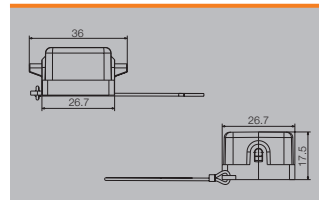
Version	b (mm)	Type	Order No.
w. threading	54	HDC 04A ELU 1M20G	1900320000
w. threading	54	HDC 04A ELU 1PG13S	1900330000



**Cover**



Version	Type	Order No.
with female	HDC 04A DMDL 2B0	1665750000
with male	HDC 04A DDDL 2B0	1665740000



RockStar® IP65 Housings / NEMA Type 12, 4X

Plastic housing

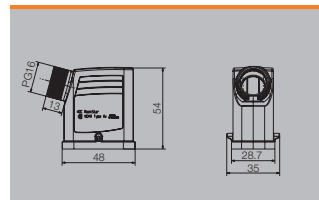
Size HQ

Hood

Plug housing, cable entry sideways



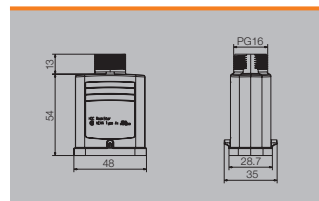
Version	b (mm)	Type	Order No.
w. threading	54	HDC HQP TSLU 1PG16	1003090000



Plug housing, cable entry at top



Version	b (mm)	Type	Order No.
w. threading	67	HDC HQP TOLU 1PG16	1003070000

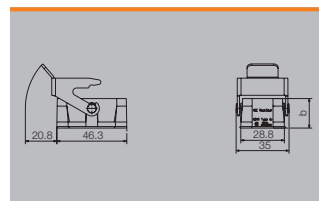


Base

Bulkhead housing



Version	b (mm)	Type	Order No.
	19.5	HDC HQP ALU	1003040000
	19.5	HDC HQP ALU CS	1354950000

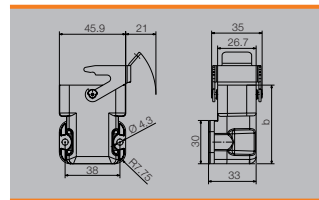


**Note** CS: with locking bow

Bulkhead housing, angled



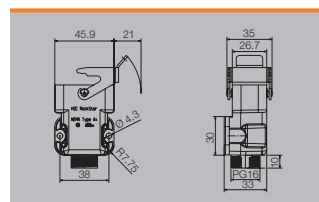
Version	b (mm)	Type	Order No.
angled	54.5	HDC HQP AWLU	1003060000



Base housing



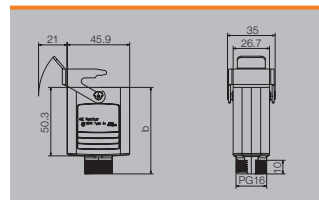
Version	b (mm)	Type	Order No.
w. threading	54.5	HDC HQP SLU 1PG16	1003110000



Coupling housing



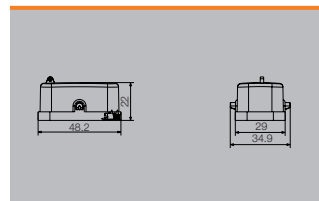
Version	b (mm)	Type	Order No.
w. threading	63.5	HDC HQP KOLU 1PG16	1003120000



Cover



Version	Type	Order No.
with female	HDC HQP DMD 2B0	1003130000
with male	HDC HQP DOD 2B0	1003140000
with female	HDC HQP DMD 2B0 CS	1251660000
with male	HDC HQP DOD 2B0 CS	1251670000



**Note** for plastic and metal housings, for locking bow

Die cast zinc housing (EMC)

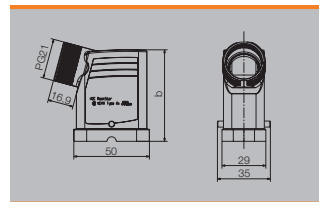
Size HQ

Hood

Plug housing, cable entry sideways



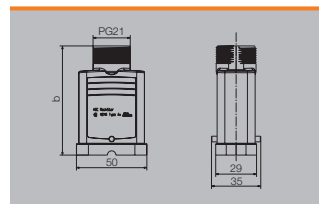
Version	b (mm)	Type	Order No.
w. threading	60.5	HDC HQM TSLU 1PG21	1003100000



Plug housing, cable entry at top



Version	b (mm)	Type	Order No.
w. threading	77.5	HDC HQM TOLU 1PG21	1003080000



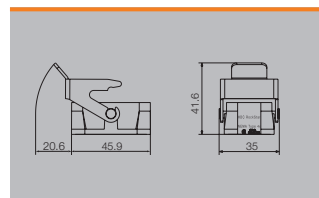
Base

Bulkhead housing



Version	b (mm)	Type	Order No.
	20.5	HDC HQM ALU	1003050000
	20.5	HDC HQM ALU CS	1251680000

**Note** CS: with locking bow



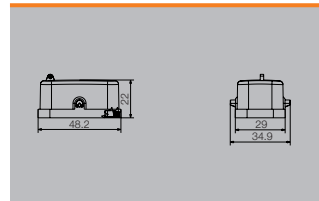
Cover



**Material:** Plastic

Version	Type	Order No.
with female	HDC HQP DMD 2B0	1003130000
with male	HDC HQP DOD 2B0	1003140000
with female	HDC HQP DMD 2B0 CS	1251660000
with male	HDC HQP DOD 2B0 CS	1251670000

**Note** for plastic and metal housings, for locking bow



**RockStar® IP65 Housings / NEMA Type 12, 4X**

**End locking, lower side**

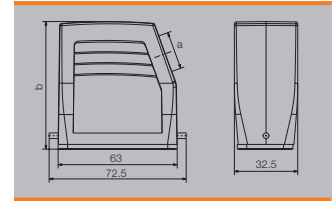
**Size 2**

**Hood**

**Plug housing, cable entry sideways**



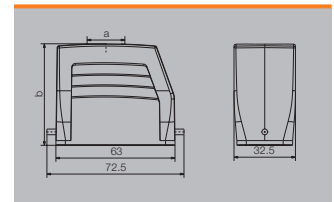
Version	b (mm)	Type	Order No.
w. threading	54	HDC 10A TSLU 1M20G	<b>1967660000</b>
w. threading	68	HDC 15A TSLU 1M20G	<b>1788860000</b>
w. threading	68	HDC 15A TSLU 1M25G	<b>1788850000</b>
w. threading	54	HDC 10A TSLU 1PG16G	<b>1663810000</b>
w. threading	68	HDC 15A TSLU 1PG16G	<b>1663850000</b>
w. threading	68	HDC 15A TSLU 1PG21G	<b>1663870000</b>



**Plug housing, cable entry at top**



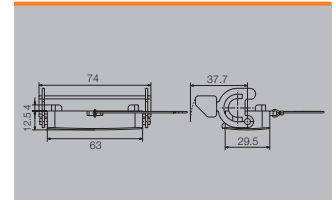
Version	b (mm)	Type	Order No.
w. threading	54	HDC 10A TOLU 1M20G	<b>1788620000</b>
w. threading	54	HDC 10A TOLU 1M25G	<b>1788610000</b>
w. threading	54	HDC 10A TOLU 2PG11G	<b>1746170000</b>
w. threading	54	HDC 10A TOLU 1PG16G	<b>1663930000</b>
w. threading	68	HDC 15A TOLU 1PG21G	<b>1663990000</b>



**Cover**



Version	Type	Order No.
For hoods	HDC 10A DDDL 1LB	<b>1665890000</b>



**D**



End locking, lower side

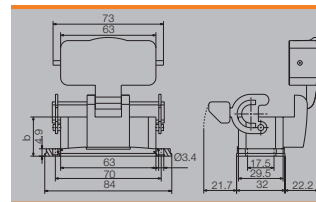
Size 2

Base

Bulkhead housing



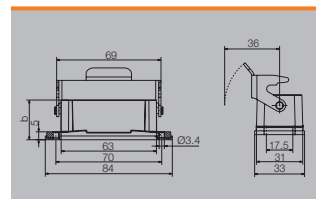
Version	b (mm)	Type	Order No.
	25	HDC 10A ALU	1664040000
	37.5	HDC 10A ADLU	1664060000



Bulkhead housing



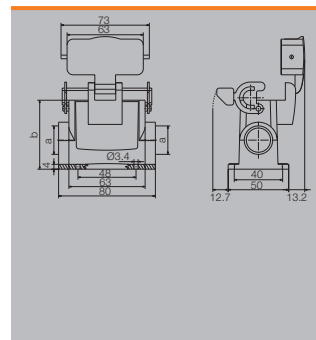
Version	b (mm)	Type	Order No.
	26	HDC 10A ALU SL	1021450000



Base housing



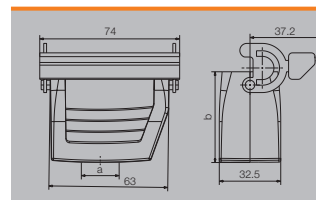
Version	b (mm)	Type	Order No.
w. threading	57	HDC 10A SLU 1M20G	1901100000
w. threading	69.5	HDC 10A SDLU 1M20G	1901010000
w. threading	57	HDC 10A SLU 2M20G	1788640000
w. threading	69.5	HDC 10A SDLU 2M20G	1788660000
w. threading	57	HDC 10A SLU 1M25G	1901160000
w. threading	69.5	HDC 10A SDLU 1M25G	1901040000
w. threading	57	HDC 10A SLU 2M25G	1788630000
w. threading	69.5	HDC 10A SDLU 2M25G	1788650000
w. threading	57	HDC 10A SLU 1PG16G	1664170000
w. threading	69.5	HDC 10A SDLU 1PG16G	1664410000
w. threading	57	HDC 10A SLU 2PG16G	1664190000
w. threading	69.5	HDC 10A SDLU 2PG16G	1664420000
w. threading	57	HDC 10A SLU 1PG21G	1664210000



Coupling housing



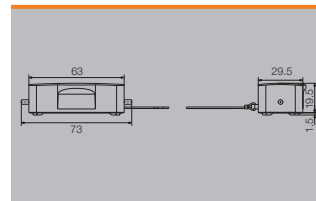
Version	b (mm)	Type	Order No.
w. threading	48	HDC 10A KLU 1M25G	1788670000
w. threading	48	HDC 10A KLU 2PG09G	1783250000
w. threading	48	HDC 10A KLU 1PG16G	1664560000



Cover



Version	Type	Order No.
For bases	HDC 10A DMDL 2B0	1665880000



RockStar® IP65 Housings / NEMA Type 12, 4X

End locking, lower side

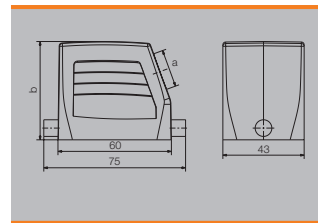
Size 3

Hood

Plug housing, cable entry sideways



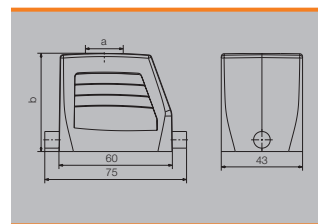
Version	b (mm)	Type	Order No.
w. threading	52	HDC 06B TSLU 1M20G	1788100000
w. threading	52	HDC 06B TSLU 1M25G	1788090000
w. threading	72	HDC 16D TSLU 1M25G	1787480000
w. threading	72	HDC 16D TSLU 1M32G	1787470000
w. threading	52	HDC 06B TSLU 1PG13G	1670530000
w. threading	52	HDC 06B TSLU 1PG16G	1652520000
w. threading	72	HDC 16D TSLU 1PG21G	1652560000
w. threading	72	HDC 16D TSLU 1PG29G	1652580000



Plug housing, cable entry at top



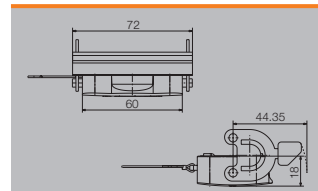
Version	b (mm)	Type	Order No.
w. threading	52	HDC 06B TOLU 1M20G	1788120000
w. threading	52	HDC 06B TOLU 1M25G	1788110000
w. threading	72	HDC 16D TOLU 1M25G	1787500000
w. threading	72	HDC 16D TOLU 1M32G	1787490000
w. threading	52	HDC 06B TOLU 1PG13G	1670500000
w. threading	52	HDC 06B TOLU 1PG16G	1652640000
w. threading	72	HDC 16D TOLU 1PG21G	1652680000
w. threading	72	HDC 16D TOLU 1PG29G	1652700000



Cover



Version	Type	Order No.
For hoods	HDC 06B DMDL 1LB	1665210000
For hoods	HDC 06B DMDL 1LB N	2559730000



**Note** Note: N = Plastic locking lever with stainless steel inlay

End locking, lower side

Size 3

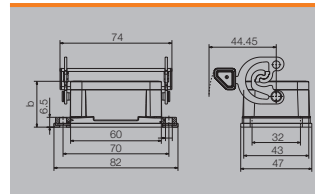
Base

Bulkhead housing



Version	b (mm)	Type	Order No.
	29.3	HDC 06B ALU	1202100000
	29.3	HDC 06B ALU N	2488560000
	27.8	HDC 06B ALU O-RING	1019870000
	29.3	HDC 06B ADLU	1202500000
	29.3	HDC 06B ADLU N	2559320000

Note: N = Plastic locking lever with stainless steel inlay

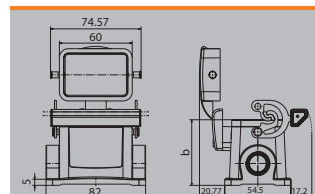


Base housing



Version	b (mm)	Type	Order No.
w. threading	54	HDC 06B SLU 1M20G	1900460000
w. threading		HDC 06B SLU 1M20G N	2637080000
w. threading	54	HDC 06B SDLU 1M20G N	2560720000
w. threading	54	HDC 06B SLU 2M20G	1788140000
w. threading	54	HDC 06B SDLU 1M20G	1900360000
w. threading	54	HDC 06B SDLU 2M20G	1788170000
w. threading	54	HDC 06B SLU 2M25G	1788130000
w. threading	54	HDC 06B SLU 2M20G N	2560850000
w. threading	54	HDC 06B SLU 2M25G N	2560860000
w. threading	54	HDC 06B SDLU 2M25G	1788160000
w. threading	54	HDC 06B SDLU 2M20G N	2560820000
w. threading	54	HDC 06B SDLU 2M25G N	2560830000
w. threading	54	HDC 06B SLU 1M25G	1900480000
w. threading	54	HDC 06B SLU 1M25G N	2560710000
w. threading	54	HDC 06B SDLU 1M25G	1900380000
w. threading	74	HDC 16D SLU 1M25G	1900880000
w. threading	74	HDC 16D SDLU 1M25G	1900820000
w. threading	74	HDC 16D SLU 2M25G	1787520000
w. threading	74	HDC 16D SDLU 2M25G	1787540000
w. threading	74	HDC 16D SLU 1M32G	1900900000
w. threading	74	HDC 16D SLU 2M32G	1787510000
w. threading	54	HDC 06B SLU 1PG16G	1652750000
w. threading	54	HDC 06B SLU 1PG16G N	2560840000
w. threading	54	HDC 06B SDLU 1PG16G	1652980000
w. threading	54	HDC 06B SDLU 1PG16G N	2560810000
w. threading	54	HDC 06B SLU 2PG16G	1652760000
w. threading	74	HDC 16D SLU 2PG21G	1652840000
w. threading	54	HDC 06B SDLU 2PG16G	1652990000

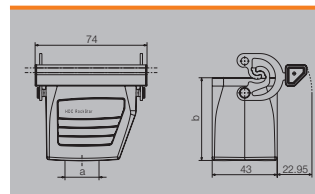
Note: N = Plastic locking lever with stainless steel inlay



Coupling housing



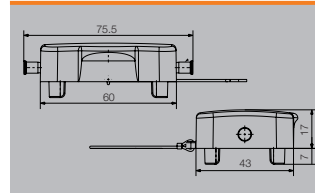
Version	b (mm)	Type	Order No.
w. threading	54.8	HDC 06B KLU 1M25G	1021330000
w. threading	74.6	HDC 16D KLU 1PG21G	1653230000
w. threading	54.8	HDC 06B KLU 1PG16G	1653200000



Cover



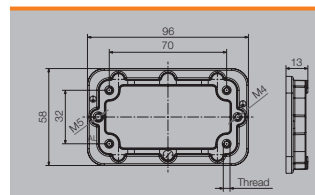
Version	Type	Order No.
For bases	HDC 06B DODL 2B0	1665200000



Counter-frame



Version	b (mm)	Type	Order No.
		HDC IP65 06B FRAME M4	1081550000



RockStar® IP65 Housings / NEMA Type 12, 4X

Side locking, lower side

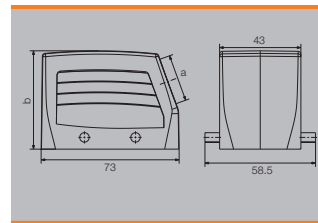
Size 4

Hood

Plug housing, cable entry sideways



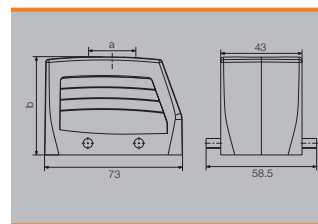
Version	b (mm)	Type	Order No.
w. threading	52	HDC 10B TSBU 1M20G	1787560000
w. threading	52	HDC 10B TSBU 1M25G	1787550000
w. threading	72	HDC 24D TSBU 1M25G	1787240000
w. threading	72	HDC 24D TSBU 1M32G	1787230000
w. threading	52	HDC 10B TSBU 1PG16G	1654070000
w. threading	52	HDC 10B TSBU 1PG21G	1654090000
w. threading	72	HDC 24D TSBU 1PG21G	1654150000
w. threading	72	HDC 24D TSBU 1PG29G	1654170000



Plug housing, cable entry at top



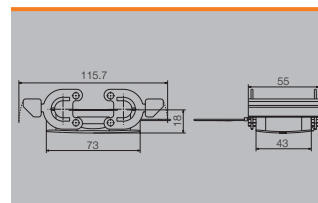
Version	b (mm)	Type	Order No.
w. threading	52	HDC 10B TOBU 1M20G	1787600000
w. threading	52	HDC 10B TOBU 1M25G	1787590000
w. threading	72	HDC 24D TOBU 2M20G	1336600000
w. threading	72	HDC 24D TOBU 1M25G	1787300000
w. threading	72	HDC 24D TOBU 1M32G	1787290000
w. threading	52	HDC 10B TOBU 1PG16G	1654220000
w. threading	52	HDC 10B TOBU 1PG21G	1654240000
w. threading	72	HDC 24D TOBU 1PG29G	1654320000



Cover



Version	Type	Order No.
For hoods	HDC 10B DMDQ 2QB	1665240000
For hoods	HDC 10B DMDQ 2QB N	2559740000



**Note** Note: N = Plastic locking lever with stainless steel inlay

Side locking, lower side

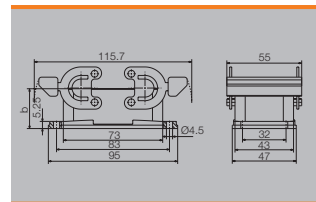
Size 4

Base

Bulkhead housing



Version	b (mm)	Type	Order No.
	29.5	HDC 10B ABU	120500000
	29.5	HDC 10B ABU N	248858000

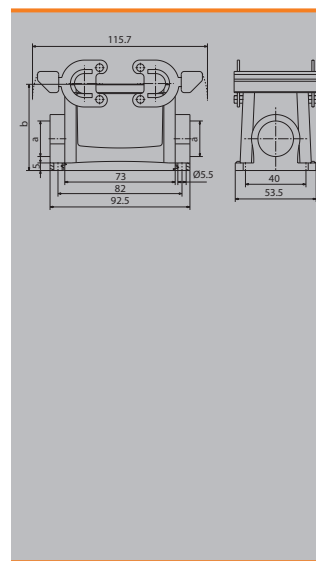


**Note** Note: N = Plastic locking lever with stainless steel inlay

Base housing



Version	b (mm)	Type	Order No.
w. threading	57	HDC 10B SBU 1M20G	1901360000
w. threading	57	HDC 10B SBU 1M20G N	2560880000
w. threading	57	HDC 10B SBU 2M20G	1787640000
w. threading	57	HDC 10B SBU 2M20G N	2560890000
w. threading	57	HDC 10B SBU 1M25G N	2560900000
w. threading	57	HDC 10B SBU 2M25G	1787630000
w. threading	57	HDC 10B SBU 1M25G	1901370000
w. threading	57	HDC 10B SBU 2M25G N	2560910000
w. threading	74	HDC 24D SBU 1M25G	1903210000
w. threading	74	HDC 24D SBU 2M25G	1787350000
w. threading	74	HDC 24D SBU 2M25G N	2560760000
w. threading	74	HDC 24D SBU 1M32G	1903220000
w. threading	74	HDC 24D SBU 1M32G N	2560990000
w. threading	74	HDC 24D SBU 2M32G	1787360000
w. threading	74	HDC 24D SBU 2M32G N	2561000000
w. threading	57	HDC 10B SBU 1PG16G	1654370000
w. threading	57	HDC 10B SBU 1PG16G N	2560730000
w. threading	57	HDC 10B SBU 2PG16G	1654380000
w. threading	57	HDC 10B SBU 2PG16G N	2560870000
w. threading	74	HDC 24D SBU 2PG21G	1654450000
w. threading	74	HDC 24D SBU 1PG29G	1654470000

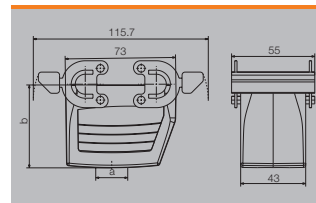


**Note** Note: N = Plastic locking lever with stainless steel inlay

Coupling housing



Version	b (mm)	Type	Order No.
w. threading	54.65	HDC 10B KBU 1M20G	1787720000
w. threading	54.65	HDC 10B KBU 1M20G N	2559860000
w. threading	54.65	HDC 10B KBU 1M25G	1021250000
w. threading	54.65	HDC 10B KBU 1PG16G	1654580000

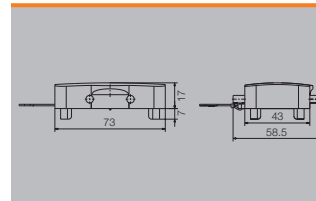


**Note** Note: N = Plastic locking lever with stainless steel inlay

Cover



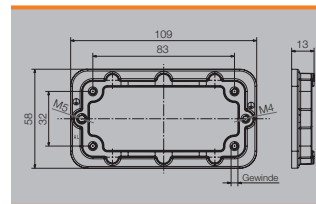
Version	Type	Order No.
For bases	HDC 10B DDDQ 4B0	1665230000



Counter-frame



Version	b (mm)	Type	Order No.
		HDC IP65 10B FRAME M4	1081560000



End locking, lower side

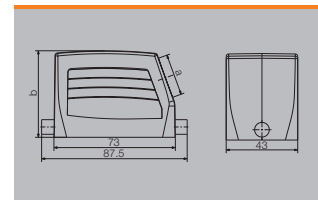
Size 4

Hood

Plug housing, cable entry sideways



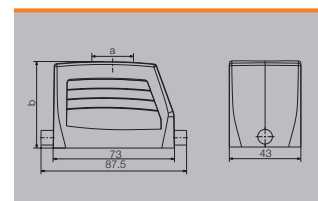
Version	b (mm)	Type	Order No.
w. threading	52	HDC 10B TSLU 1M25G	1787580000
w. threading	72	HDC 24D TSLU 1M25G	1787280000
w. threading	72	HDC 24D TSLU 1M32G	1787270000
w. threading	52	HDC 10B TSLU 1PG16G	1655210000
w. threading	72	HDC 24D TSLU 1PG21G	1655250000
w. threading	72	HDC 24D TSLU 1PG29G	1655270000



Plug housing, cable entry at top



Version	b (mm)	Type	Order No.
w. threading	52	HDC 10B TOLL 1M25G	1787620000
w. threading	72	HDC 24D TOLL 1M25G	1787340000
w. threading	72	HDC 24D TOLL 1M32G	1787330000
w. threading	52	HDC 10B TOLL 1PG16G	1655320000
w. threading	72	HDC 24D TOLL 1PG21G	1655360000
w. threading	72	HDC 24D TOLL 1PG29G	1655380000

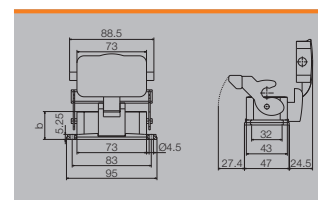


Base

Bulkhead housing



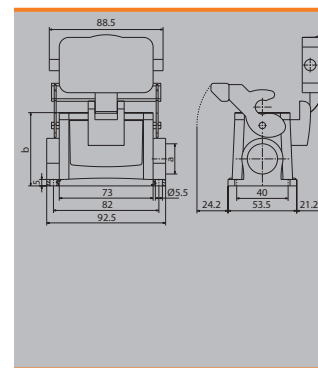
Version	b (mm)	Type	Order No.
	29	HDC 10B ALU	1206100000
	29	HDC 10B ADLU	1206500000



Base housing



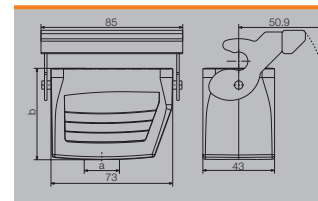
Version	b (mm)	Type	Order No.
w. threading	57	HDC 10B SLU 1M20G	1901620000
w. threading	57	HDC 10B SDLU 1M20G	1901570000
w. threading	57	HDC 10B SLU 2M20G	1787660000
w. threading	57	HDC 10B SDLU 2M20G	1787700000
w. threading	57	HDC 10B SLU 1M25G	1901640000
w. threading	74	HDC 24D SDLU 1M25G	1903410000
w. threading	57	HDC 10B SLU 2M25G	1787650000
w. threading	74	HDC 24D SDLU 2M25G	1787420000
w. threading	74	HDC 24D SDLU 1M32G	1903560000
w. threading	74	HDC 24D SDLU 1M32G	1903510000
w. threading	74	HDC 24D SLU 2M32G	1787370000
w. threading	74	HDC 24D SDLU 2M32G	1787410000
w. threading	57	HDC 10B SLU 2PG16G	1655470000
w. threading	57	HDC 10B SDLU 2PG16G	1655680000



Coupling housing



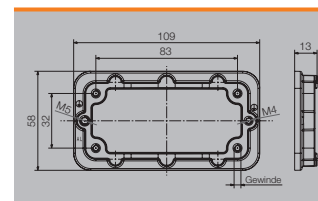
Version	b (mm)	Type	Order No.
w. threading	55	HDC 10B KLU 1M20G	1787740000
w. threading	55	HDC 10B KLU 1M25G	1787730000
w. threading	75	HDC 24D KLU 1M25G	1787460000
w. threading	75	HDC 24D KLU 1M32G	1787450000
w. threading	55	HDC 10B KLU 1PG16G	1655890000



Counter-frame



Version	b (mm)	Type	Order No.
		HDC IP65 10B FRAME M4	1081560000



Side locking, upper side

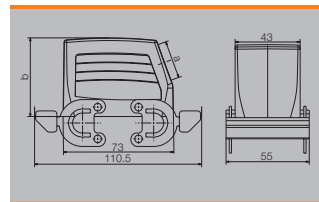
Size 4

Hood

Plug housing, cable entry sideways



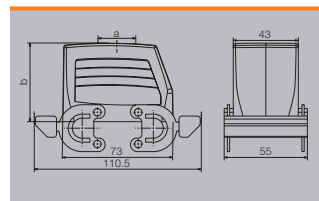
Version	b (mm)	Type	Order No.
w. threading	52	HDC 10B TSBO 1M25G	1787570000
w. threading	72	HDC 24D TSBO 1M25G	1787260000
w. threading	72	HDC 24D TSBO 1M32G	1787250000
w. threading	52	HDC 10B TSBO 1PG16G	1654750000
w. threading	72	HDC 24D TSBO 1PG16G	1654810000
w. threading	72	HDC 24D TSBO 1PG21G	1654790000



Plug housing, cable entry at top



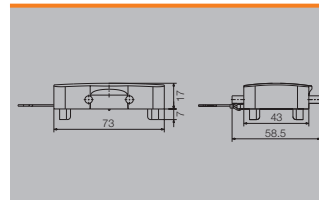
Version	b (mm)	Type	Order No.
w. threading	52	HDC 10B TOBO 1M25G	1787610000
w. threading	52	HDC 10B TOBO 1PG16G	1654860000
w. threading	72	HDC 24D TOBO 1PG29G	1654920000



Cover



Version	Type	Order No.
For hoods	HDC 10B DMDQ 4B0	1665250000

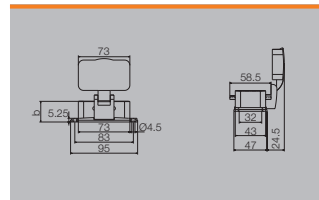


Base

Bulkhead housing



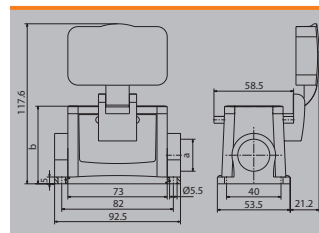
Version	b (mm)	Type	Order No.
	29	HDC 10B ABO	1052430000
	51.6	HDC 10B ADBO	1205600000



Base housing



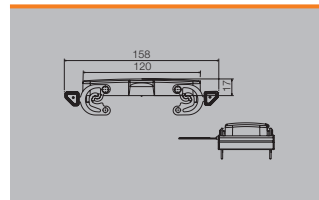
Version	b (mm)	Type	Order No.
w. threading	57	HDC 10B SDBO 1M20G	1901490000
w. threading	57	HDC 10B SDBO 2M20G	1787680000
w. threading	57	HDC 10B SDBO 1M25G	1901510000
w. threading	74	HDC 24D SDBO 1M25G	1903370000
w. threading	57	HDC 10B SDBO 2M25G	1787670000
w. threading	74	HDC 24D SDBO 2M25G	1787400000
w. threading	57	HDC 10B SDBO 2PG16G	1655000000



Cover



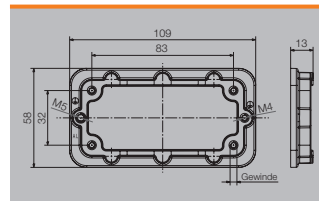
Version	Type	Order No.
For bases	HDC 10B DDDQ 2QB	1009080000



Counter-frame



Version	b (mm)	Type	Order No.
		HDC IP65 10B FRAME M4	1081560000



RockStar® IP65 Housings / NEMA Type 12, 4X

Central-locking clamp

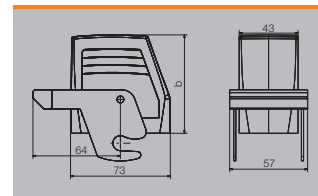
Size 4

Hood

Plug housing, cable entry sideways



Version	b (mm)	Type	Order No.
w. threading	72	HDC 24D TSZO 1M25G	<b>1903610000</b>
w. threading	72	HDC 24D TSZO 1PG21G	<b>1968360000</b>

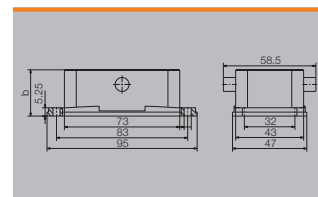


Base

Bulkhead housing



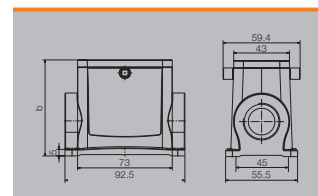
Version	b (mm)	Type	Order No.
	29.25	HDC 10B AZO	<b>1901700000</b>



Base housing



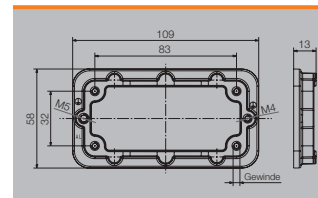
Version	b (mm)	Type	Order No.
w. threading	74	HDC 24D SZO 2PG21G	<b>1968350000</b>



Counter-frame



Version	b (mm)	Type	Order No.
		HDC IP65 10B FRAME M4	<b>1081560000</b>



D



End locking, lower side

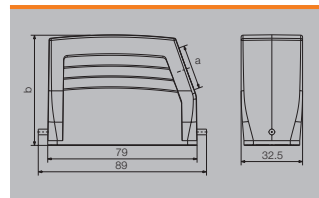
Size 5

Hood

Plug housing, cable entry sideways



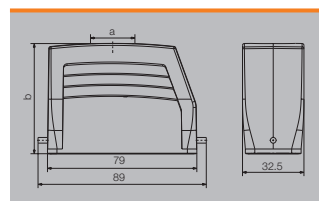
Version	b (mm)	Type	Order No.
w. threading	58	HDC 16A TSLU 1M20G	1041760000
w. threading	72	HDC 25A TSLU 1M20G	1788680000
w. threading	58	HDC 16A TSLU 1M25G	1788740000
w. threading	72	HDC 25A TSLU 1M25G	1788690000
w. threading	58	HDC 16A TSLU 1PG16G	1664690000
w. threading	72	HDC 25A TSLU 1PG16G	1664730000
w. threading	72	HDC 25A TSLU 1PG21G	1664750000



Plug housing, cable entry at top



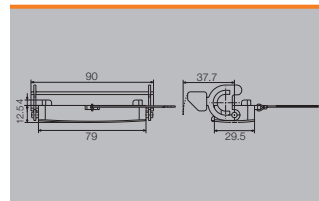
Version	b (mm)	Type	Order No.
w. threading	72	HDC 25A TOLU 1M20G	1788710000
w. threading	58	HDC 16A TOLU 1M25G	1788750000
w. threading	72	HDC 25A TOLU 1M25G	1788700000
w. threading	58	HDC 16A TOLU 1PG16G	1664810000
w. threading	72	HDC 25A TOLU 1PG21G	1664870000



Cover



Version	Type	Order No.
For hoods	HDC 16A DDDL 1LB	1665900000

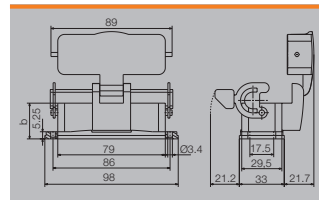


Base

Bulkhead housing




Version	b (mm)	Type	Order No.
	26.25	HDC 16A ALU	1664920000
	26.25	HDC 16A ADLU	1664940000



Base housing

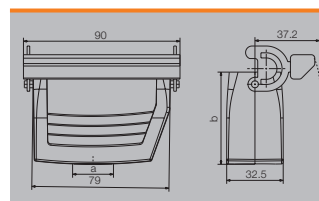
Version	b (mm)	Type	Order No.
w. threading	57	HDC 16A SLU 1M20G	1934720000
w. threading	57	HDC 16A SDLU 1M20G	1934710000
w. threading	57	HDC 16A SLU 2M20G	1788770000
w. threading	57	HDC 16A SDLU 2M20G	1788790000
w. threading	57	HDC 16A SLU 1M25G	1902330000
w. threading	57	HDC 16A SLU 2M25G	1788760000
w. threading	57	HDC 16A SDLU 2M25G	1788780000
w. threading	57	HDC 16A SLU 2PG16G	1665070000
w. threading	57	HDC 16A SDLU 2PG16G	1665300000
w. threading	57	HDC 16A SLU 1PG21G	1665090000



Coupling housing



Version	b (mm)	Type	Order No.
w. threading	52.62	HDC 16A KLU 1M25G	1788800000
w. threading	52.62	HDC 16A KLU 1PG16G	1665450000



RockStar® IP65 Housings / NEMA Type 12, 4X

End locking, lower side

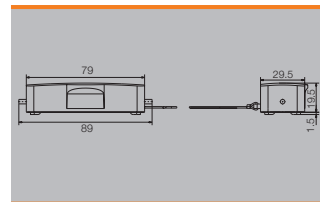
Size 5

Base

Cover



Version	Type	Order No.
For bases	HDC 16A DMDL 2B0	<b>1665910000</b>



Side locking, lower side

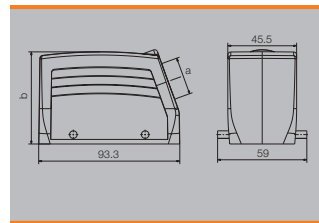
Size 6

Hood

Plug housing, cable entry sideways



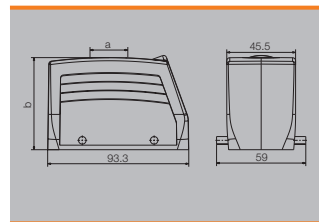
Version	b (mm)	Type	Order No.
w. threading	61	HDC 16B TSBU 1M25G	1788180000
w. threading	76	HDC 40D TSBU 1M25G	1787010000
w. threading	76	HDC 40D TSBU 1M32G	1787000000
w. threading	61	HDC 16B TSBU 1M40G	1809620000
w. threading	76	HDC 40D TSBU 1M40G	1904800000
w. threading	61	HDC 16B TSBU 1PG21G	1656480000
w. threading	76	HDC 40D TSBU 1PG21G	1656520000
w. threading	76	HDC 40D TSBU 1PG29G	1656540000



Plug housing, cable entry at top



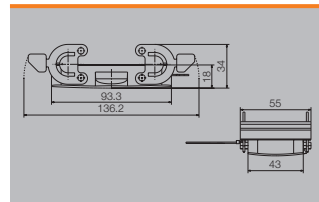
Version	b (mm)	Type	Order No.
w. threading	61	HDC 16B TOBU 1M25G	1788210000
w. threading	76	HDC 40D TOBU 1M25G	1787070000
w. threading	76	HDC 40D TOBU 2M25	1208380000
		HDC 40D TOBU 1M32G1M20G	1229120000
w. threading	76	HDC 40D TOBU 1M32G	1787060000
w. threading	61	HDC 16B TOBU 1PG21G	1656590000
w. threading	76	HDC 40D TOBU 1PG21G	1656630000
w. threading	76	HDC 40D TOBU 1PG29G	1656650000



Cover



Version	Type	Order No.
For hoods	HDC 16B DMDQ 20B	1665270000



RockStar® IP65 Housings / NEMA Type 12, 4X

Side locking, lower side

Size 6

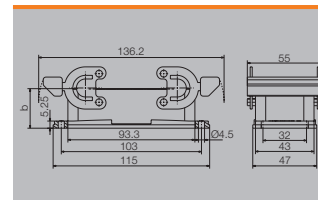
Base

Bulkhead housing



Version	b (mm)	Type	Order No.
	29	HDC 16B ABU	1208600000
	29	HDC 16B ABU N	2488590000

**Note** Note: N = Plastic locking lever with stainless steel inlay

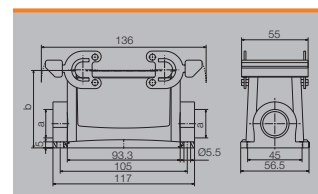


Base housing



Version	b (mm)	Type	Order No.
w. threading	64	HDC 16B SBU 1M25G	1899980000
w. threading	64	HDC 16B SBU 1M25G N	2560740000
w. threading	64	HDC 16B SBU 2M25G	1788240000
w. threading	84	HDC 40D SBU 1M25G	1902970000
w. threading	64	HDC 16B SBU 2M25G N	2560930000
w. threading	84	HDC 40D SBU 2M25G	1787120000
w. threading	84	HDC 40D SBU 1M32G N	2561030000
w. threading	84	HDC 40D SBU 2M32G	1787110000
w. threading	84	HDC 40D SBU 1M32G	1902990000
w. threading	64	HDC 16B SBU 1PG21G	1656720000
w. threading	64	HDC 16B SBU 2PG21G	1656730000
w. threading	84	HDC 40D SBU 2PG21G	1656810000
w. threading	84	HDC 40D SBU 1PG29G	1656830000
w. threading	64	HDC 16B SBU 1PG21G N	2560940000
w. threading	84	HDC 40D SBU 2PG29G	1656840000
w. threading	64	HDC 16B SBU 2PG21G N	2560950000
w. threading	84	HDC 40D SBU 2M25G N	2561020000
w. threading	84	HDC 40D SBU 2M32G N	2561040000

**Note** Note: N = Plastic locking lever with stainless steel inlay

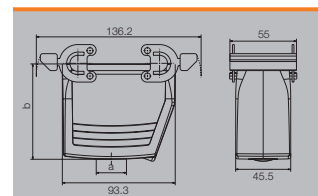


Coupling housing



Version	b (mm)	Type	Order No.
w. threading	78.6	HDC 40D KBU 1M25G	1787200000
w. threading	79	HDC 40D KBU 1M25G N	2559890000
w. threading	78.6	HDC 40D KBU 1M32G	1787190000
w. threading	79	HDC 40D KBU 1M32G N	2559900000
w. threading	79	HDC 40D KBU 2M32G N	2545510000
w. threading	64	HDC 16B KBU 1PG21G	1657270000
w. threading	78.6	HDC 40D KBU 1PG21G	1657310000

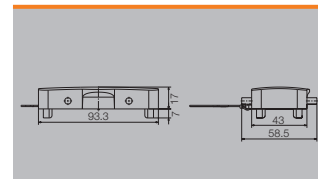
**Note** Note: N = Plastic locking lever with stainless steel inlay



Cover



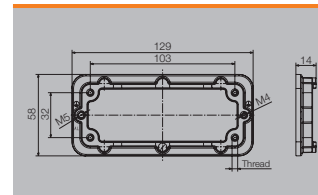
Version	Type	Order No.
For bases	HDC 16B DDDQ 4B0	1665260000



Counter-frame



Version	b (mm)	Type	Order No.
	14	HDC IP65 16B FRAME M4	1081570000



End locking, lower side

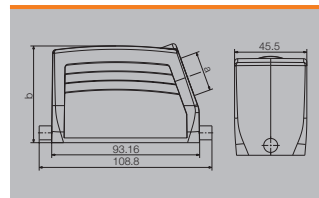
Size 6

Hood

Plug housing, cable entry sideways



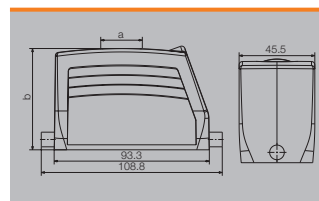
Version	b (mm)	Type	Order No.
w. threading	61	HDC 16B TSLU 1M25G	1788200000
w. threading	76	HDC 40D TSLU 1M25G	1787050000
w. threading	61	HDC 16B TSLU 1M32G	1804640000
w. threading	76	HDC 40D TSLU 1M32G	1787040000
w. threading	76	HDC 40D TSLU 1M40G	1804650000
w. threading	61	HDC 16B TSLU 1PG21G	1657850000
w. threading	76	HDC 40D TSLU 1PG21G	1657890000
w. threading	76	HDC 40D TSLU 1PG29G	1657910000



Plug housing, cable entry at top



Version	b (mm)	Type	Order No.
w. threading	61	HDC 16B TOLL 1M25G	1788230000
w. threading	61	HDC 16B TOLL 1M32G	1804630000
w. threading	76	HDC 40D TOLL 1M32G	1787100000
w. threading	61	HDC 16B TOLL 1PG21G	1657960000
w. threading	76	HDC 40D TOLL 1PG29G	1658020000

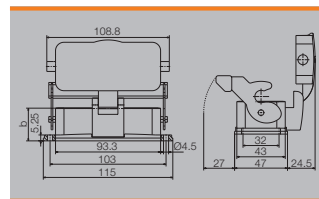


Base

Bulkhead housing



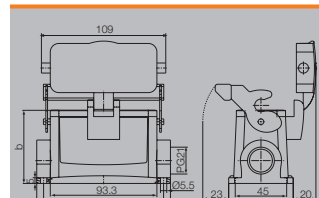
Version	b (mm)	Type	Order No.
	30.3	HDC 16B ALU	1209700000
	30.3	HDC 16B ADLU	1210100000



Base housing



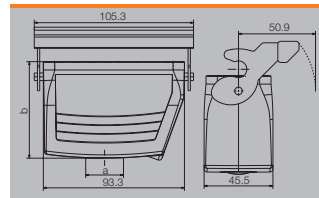
Version	b (mm)	Type	Order No.
w. threading	64	HDC 16B SLU 1M25G	1900170000
w. threading	102	HDC 40D SDLU 1M25G	1903070000
w. threading	64	HDC 16B SLU 2M25G	1788250000
w. threading	82	HDC 16B SDLU 2M25G	1788270000
w. threading	102	HDC 40D SDLU 2M25G	1787180000
w. threading	84	HDC 40D SLU 1M32G	1903110000
w. threading	102	HDC 40D SDLU 1M32G	1903080000
w. threading	84	HDC 40D SLU 2M32G	1804660000
w. threading	102	HDC 40D SDLU 2M32G	1787170000
w. threading	64	HDC 16B SLU 1PG21G	1658110000
w. threading	82	HDC 16B SDLU 1PG21G	1658320000
w. threading	64	HDC 16B SLU 2PG21G	1658120000
w. threading	82	HDC 16B SDLU 2PG21G	1658330000
w. threading	102	HDC 40D SDLU 1PG29G	1658410000



Coupling housing



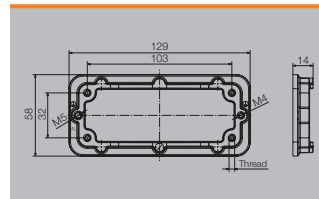
Version	b (mm)	Type	Order No.
w. threading	65.1	HDC 16B KLU 1M25G	1788290000
w. threading	78.6	HDC 40D KLU 1M25G	1787220000



Counter-frame



Version	b (mm)	Type	Order No.
	14	HDC IP65 16B FRAME M4	1081570000



RockStar® IP65 Housings / NEMA Type 12, 4X

Side locking, upper side

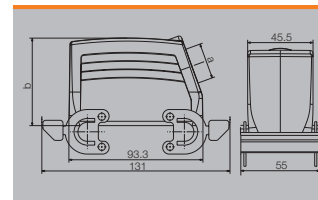
Size 6

Hood

Plug housing, cable entry sideways



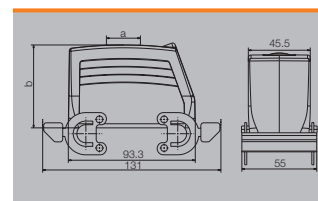
Version	b (mm)	Type	Order No.
w. threading	61	HDC 16B TSBO 1M25G	1788190000
w. threading	76	HDC 40D TSBO 1M25G	1787030000
w. threading	76	HDC 40D TSBO 1M32G	1787020000
w. threading	76	HDC 40D TSBO 1M40G	1202230000
w. threading	61	HDC 16B TSBO 1PG21G	1657380000
w. threading	76	HDC 40D TSBO 1PG21G	1657420000



Plug housing, cable entry at top



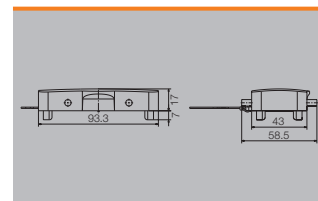
Version	b (mm)	Type	Order No.
w. threading	61	HDC 16B TOBO 1M25G	1788220000
w. threading	61	HDC 16B TOBO 1PG21G	1657490000
w. threading	76	HDC 40D TOBO 1PG29G	1657550000



Cover



Version	Type	Order No.
For hoods	HDC 16B DMDQ 4B0	1665620000

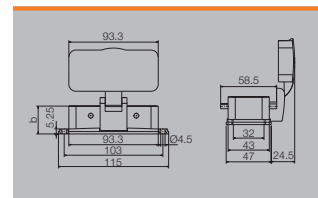


Base

Bulkhead housing



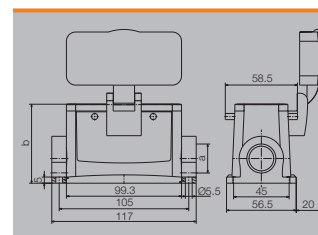
Version	b (mm)	Type	Order No.
	29.05	HDC 16B ADBO	1209200000



Base housing



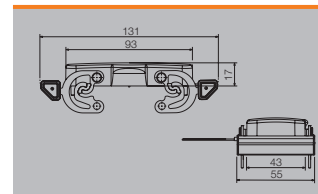
Version	b (mm)	Type	Order No.
w. threading	64	HDC 16B SDBO 1M25G	1900080000
w. threading	64	HDC 16B SDBO 2M25G	1788260000
w. threading	64	HDC 16B SDBO 2PG21G	1657640000



Cover



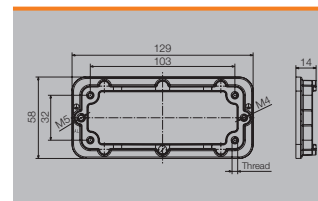
Version	Type	Order No.
For bases	HDC 16B DDDQ 20B	1009090000



Counter-frame



Version	b (mm)	Type	Order No.
	14	HDC IP65 16B FRAME M4	1081570000



Side locking, lower side

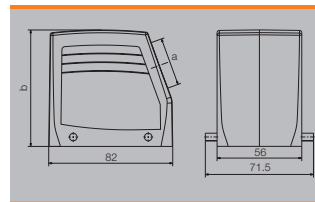
Size 7

Hood

Plug housing, cable entry sideways



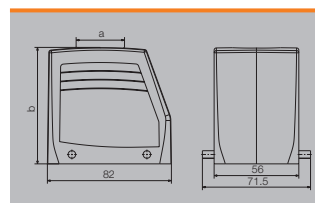
Version	b (mm)	Type	Order No.
w. threading	77	HDC 32A TSBU 1M25G	1787960000
w. threading	77	HDC 32A TSBU 1M32G	1787950000
w. threading	77	HDC 32A TSBU 1PG21G	1665670000
w. threading	77	HDC 32A TSBU 1PG29G	1665690000



Plug housing, cable entry at top



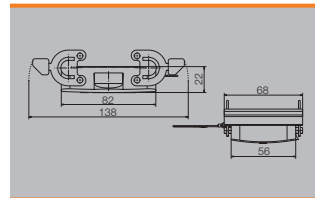
Version	b (mm)	Type	Order No.
w. threading	77	HDC 32A TOBU 1M32G	1787990000
w. threading	77	HDC 32A TOBU 1PG21G	1665790000
w. threading	77	HDC 32A TOBU 1PG29G	1665810000



Cover



Version	Type	Order No.
For hoods	HDC 32A DMDQ 2QB	1665930000

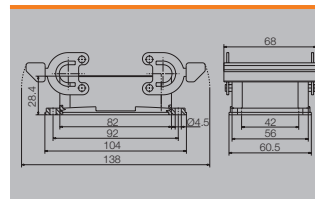


Base

Bulkhead housing



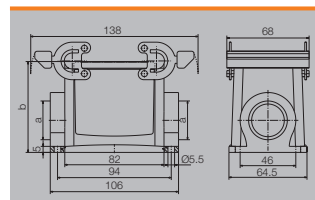
Version	b (mm)	Type	Order No.
	30	HDC 32A ABU	1665860000



Base housing



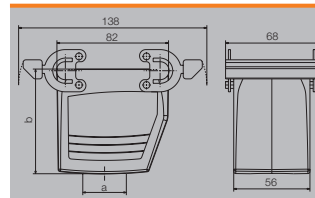
Version	b (mm)	Type	Order No.
w. threading	75	HDC 32A SBU 1M25G	1903870000
w. threading	75	HDC 32A SBU 2M25G	1788040000
w. threading	75	HDC 32A SBU 2PG21G	1665980000
w. threading	75	HDC 32A SBU 1PG29G	1666010000



Coupling housing



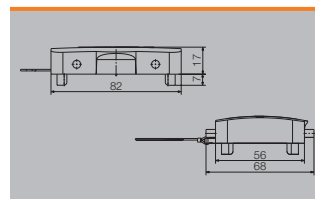
Version	b (mm)	Type	Order No.
w. threading	77	HDC 32A KBU 1M25G	1788080000
w. threading	77	HDC 32A KBU 1M32G	1788070000



Cover



Version	Type	Order No.
For bases	HDC 32A DDDQ 4B0	1665920000



RockStar® IP65 Housings / NEMA Type 12, 4X

Side locking, upper side

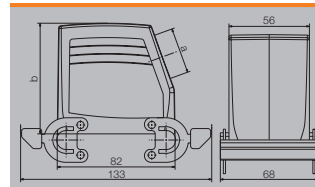
Size 7

Hood

Plug housing, cable entry sideways



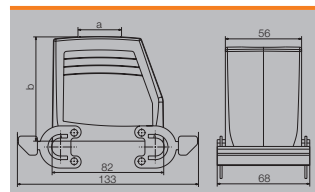
Version	b (mm)	Type	Order No.
w. threading	77	HDC 32A TSBO 1M25G	1787980000
w. threading	77	HDC 32A TSBO 1M32G	1787970000
w. threading	77	HDC 32A TSBO 1PG29G	1666270000



Plug housing, cable entry at top



Version	b (mm)	Type	Order No.
w. threading	77	HDC 32A TOBO 1M32G	1788010000

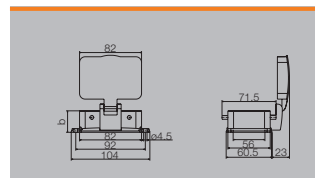


Base

Bulkhead housing



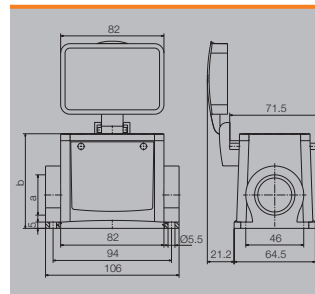
Version	b (mm)	Type	Order No.
	30	HDC 32A ADBO	1666440000



Base housing



Version	b (mm)	Type	Order No.
w. threading	75	HDC 32A SDBO 1M25G	1903900000
w. threading	75	HDC 32A SDBO 2M25G	1788060000
w. threading	75	HDC 32A SDBO 1M32G	1903910000
w. threading	75	HDC 32A SDBO 2M32G	1788050000
w. threading	75	HDC 32A SDBO 1PG21G	1666550000
w. threading	75	HDC 32A SDBO 1PG29G	1666590000





Side locking, lower side

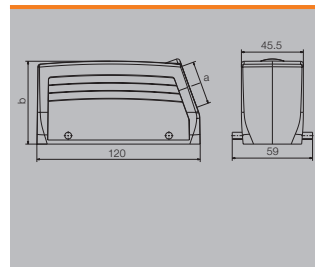
Size 8

Hood

Plug housing, cable entry sideways



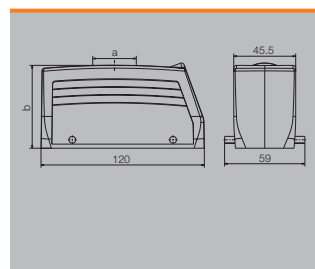
Version	b (mm)	Type	Order No.
w. threading	62.58	HDC 24B TSBU 1M25G	1787760000
w. threading	76	HDC 64D TSBU 1M25G	1786780000
w. threading	62.58	HDC 24B TSBU 1M32G	1787750000
w. threading	76	HDC 64D TSBU 1M32G	1786770000
w. threading	62.58	HDC 24B TSBU 1M40G	1902480000
w. threading	76	HDC 64D TSBU 1M40G	1809630000
w. threading	62.58	HDC 24B TSBU 1PG21G	1661230000
w. threading	76	HDC 64D TSBU 1PG21G	1661300000
w. threading	62.58	HDC 24B TSBU 1PG29G	1661240000
w. threading	76	HDC 64D TSBU 1PG29G	1661320000



Plug housing, cable entry at top



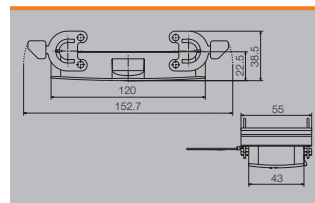
Version	b (mm)	Type	Order No.
w. threading	62.58	HDC 24B TOBU 1M25G	1787820000
w. threading	62.58	HDC 24B TOBU 1M32G	1787810000
w. threading	76	HDC 64D TOBU 1M32G	1786830000
w. threading	76	HDC 64D TOBU 2M32G	1009710000
w. threading	62.58	HDC 24B TOBU 1M40G	1902980000
w. threading	76	HDC 64D TOBU 1M40G	1045560000
w. threading	62.58	HDC 24B TOBU 1PG21G	1661370000
w. threading	76	HDC 64D TOBU 1PG21G	1661440000
w. threading	62.58	HDC 24B TOBU 1PG29G	1661380000
w. threading	76	HDC 64D TOBU 1PG29G	1661460000



Cover



Version	Type	Order No.
For hoods	HDC 24B DMDQ 2QB	1665640000
For hoods	HDC 24B DMDQ 2QB N	2559760000



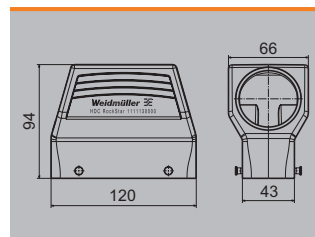
Note Note: N = Plastic locking lever with stainless steel inlay

Hood

XXL plug housing, cable entry sideways



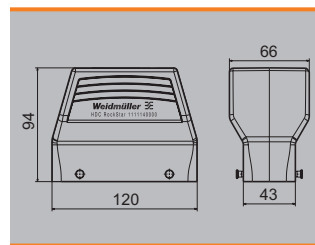
Version	b (mm)	Type	Order No.
w. threading	76	HDC 64D TSBU 1M50G	1111130000



XXL plug housing, cable entry on top



Version	b (mm)	Type	Order No.
w. threading	76	HDC 64D TOBU 1M50G	1111140000



RockStar® IP65 Housings / NEMA Type 12, 4X

Side locking, lower side

Size 8

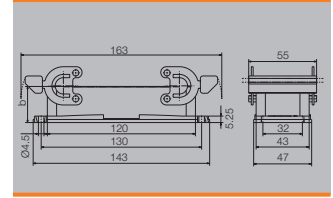
Base

Bulkhead housing



Version	b (mm)	Type	Order No.
	29.5	HDC 24B ABU	1212400000
	29.5	HDC 24B ABU N	2488600000

**Note** Note: N = Plastic locking lever with stainless steel inlay

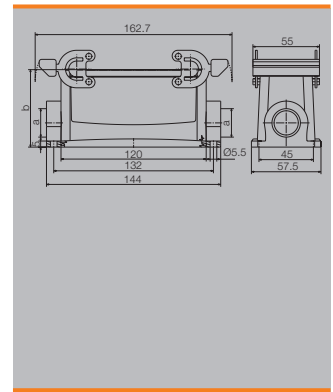


Base housing



Version	b (mm)	Type	Order No.
w. threading	64	HDC 24B SBU 2M25G	1787870000
w. threading	64	HDC 24B SBU 1M25G	1901150000
w. threading	84	HDC 64D SBU 1M25G	1904340000
w. threading	64	HDC 24B SBU 2M25G N	2560970000
w. threading	84	HDC 64D SBU 2M25G	1786890000
w. threading	64	HDC 24B SBU 1M25G N	2560960000
w. threading	84	HDC 64D SBU 2M25G N	2561060000
w. threading	84	HDC 64D SBU 1M32G N	2561050000
w. threading	84	HDC 64D SBU 2M32G	1786880000
w. threading	84	HDC 64D SBU 1M32G	1904350000
w. threading	64	HDC 24B SBU 1PG21G	1661510000
w. threading	64	HDC 24B SBU 1PG21G N	2560750000
w. threading	64	HDC 24B SBU 2PG21G	1661520000
w. threading	84	HDC 64D SBU 2PG21G	1661590000

**Note** Note: N = Plastic locking lever with stainless steel inlay

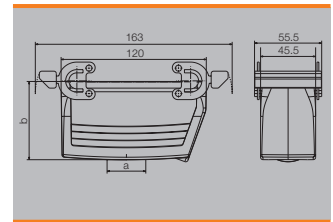


Coupling housing



Version	b (mm)	Type	Order No.
w. threading	65	HDC 24B KBU 1M25G	1787920000
w. threading	65	HDC 24B KBU 1M25G N	2559870000
w. threading	65	HDC 24B KBU 2M32G N	2559880000
w. threading	79	HDC 64D KBU 1M32G	1786960000
w. threading	79	HDC 64D KBU 1M32G N	2559910000
w. threading	65	HDC 24B KBU 1PG21G	1661720000
w. threading	65	HDC 24B KBU 1PG29G	1661730000

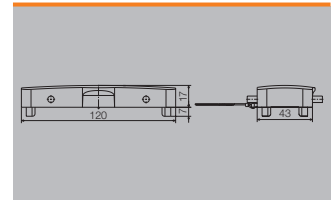
**Note** Note: N = Plastic locking lever with stainless steel inlay



Cover



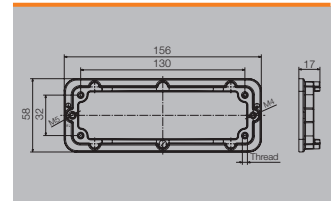
Version	Type	Order No.
For bases	HDC 24B DODQ 480	1665630000



Counter-frame



Version	b (mm)	Type	Order No.
	17	HDC IP65 24B FRAME M4	1081580000



End locking, lower side

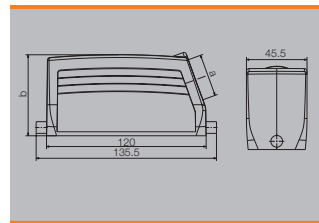
Size 8

Hood

Plug housing, cable entry sideways



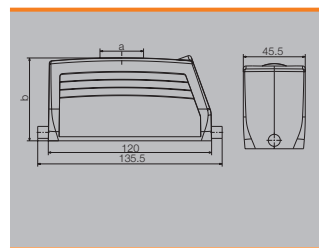
Version	b (mm)	Type	Order No.
w. threading	62.58	HDC 24B TSLU 1M25G	1787800000
w. threading	62.58	HDC 24B TSLU 1M32G	1787790000
w. threading	76	HDC 64D TSLU 1M32G	1786810000
w. threading	76	HDC 64D TSLU 1M40G	1804610000
w. threading	62.58	HDC 24B TSLU 1PG21G	1662390000
w. threading	76	HDC 64D TSLU 1PG21G	1662470000
w. threading	62.58	HDC 24B TSLU 1PG29G	1662410000
w. threading	76	HDC 64D TSLU 1PG29G	1662490000



Plug housing, cable entry at top



Version	b (mm)	Type	Order No.
w. threading	62.58	HDC 24B TOLL 1M25G	1787860000
w. threading	76	HDC 64D TOLL 1M25G	1786870000
w. threading	62.58	HDC 24B TOLL 1M32G	1787850000
w. threading	76	HDC 64D TOLL 1M32G	1786860000
w. threading	76	HDC 64D TOLL 1M40G	1983470000
w. threading	62.58	HDC 24B TOLL 1PG21G	1662540000
w. threading	76	HDC 64D TOLL 1PG21G	1662610000
w. threading	62.58	HDC 24B TOLL 1PG29G	1662550000
w. threading	76	HDC 64D TOLL 1PG29G	1662630000

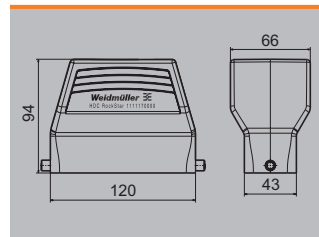


Hood

XXL plug housing, cable entry sideways



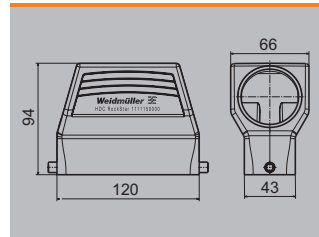
Version	b (mm)	Type	Order No.
w. threading	76	HDC 64D TSLU 1M50G	1111150000



XXL plug housing, cable entry on top



Version	b (mm)	Type	Order No.
w. threading	76	HDC 64D TOLL 1M50G	1111170000



End locking, lower side

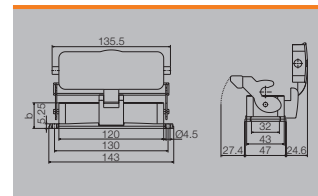
Size 8

Base

Bulkhead housing



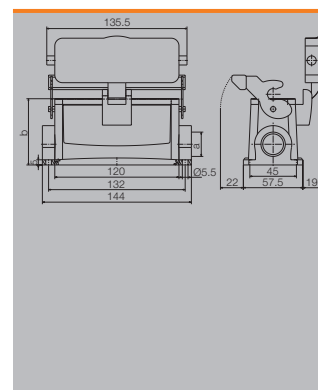
Version	b (mm)	Type	Order No.
	29.3	HDC 24B ALU	1213900000
	29.3	HDC 24B ADLU	1214300000



Base housing



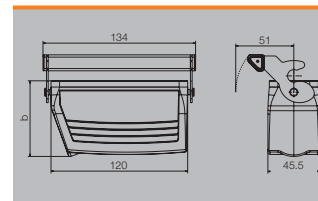
Version	b (mm)	Type	Order No.
w. threading	64	HDC 24B SLU 1M25G	1901560000
w. threading	64	HDC 24B SDLU 1M25G	1901480000
w. threading	84	HDC 64D SLU 1M25G	1904480000
w. threading	84	HDC 64D SDLU 1M25G	1904430000
w. threading	64	HDC 24B SLU 2M25G	1787880000
w. threading	64	HDC 24B SDLU 2M25G	1787900000
w. threading	84	HDC 64D SLU 2M25G	1786910000
w. threading	84	HDC 64D SDLU 2M25G	1786950000
w. threading	84	HDC 64D SLU 1M32G	1904490000
w. threading	84	HDC 64D SDLU 1M32G	1904440000
w. threading	84	HDC 64D SLU 2M32G	1786900000
w. threading	84	HDC 64D SDLU 2M32G	1786940000
w. threading	64	HDC 24B SLU 2PG21G	1662720000
w. threading	64	HDC 24B SDLU 2PG21G	1214500000
w. threading	84	HDC 64D SDLU 2PG29G	1663040000



Coupling housing



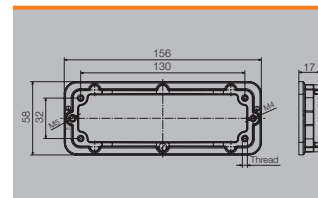
Version	b (mm)	Type	Order No.
w. threading	66	HDC 24B KLU 1M25G	1968340000



Counter-frame



Version	b (mm)	Type	Order No.
	17	HDC IP65 24B FRAME M4	1081580000



D

Side locking, upper side

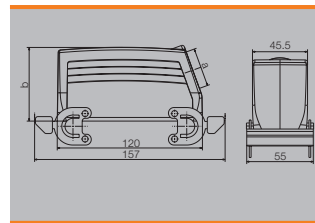
Size 8

Hood

Plug housing, cable entry sideways



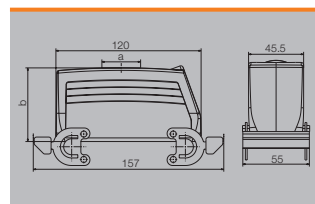
Version	b (mm)	Type	Order No.
w. threading	62.58	HDC 24B TSBO 1M25G	1787780000
w. threading	76	HDC 64D TSBO 1M25G	1786800000
w. threading	62.58	HDC 24B TSBO 1M32G	1787770000
w. threading	76	HDC 64D TSBO 1M32G	1786790000
w. threading	62.58	HDC 24B TSBO 1PG21G	1661860000
w. threading	76	HDC 64D TSBO 1PG21G	1661940000
w. threading	62.58	HDC 24B TSBO 1PG29G	1661880000
w. threading	76	HDC 64D TSBO 1PG29G	1661960000



Plug housing, cable entry at top



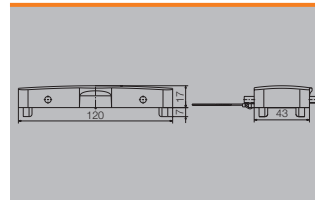
Version	b (mm)	Type	Order No.
w. threading	62.58	HDC 24B TOBO 1M32G	1787830000
w. threading	76	HDC 64D TOBO 1PG21G	1662080000
w. threading	62.58	HDC 24B TOBO 1PG29G	1662020000
w. threading	76	HDC 64D TOBO 1PG29G	1662100000



Cover



Version	Type	Order No.
For hoods	HDC 24B DMDQ 4B0	1665650000

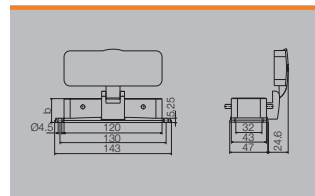


Base

Bulkhead housing



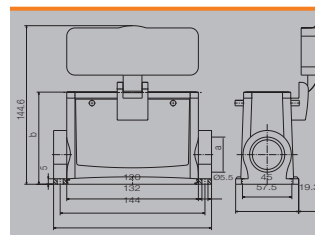
Version	b (mm)	Type	Order No.
	29	HDC 24B ABO	1967910000
	29	HDC 24B ADBO	1213300000



Base housing



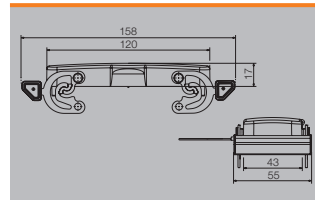
Version	b (mm)	Type	Order No.
w. threading	84	HDC 64D SDBO 1M32G	1904400000
w. threading	84	HDC 64D SDBO 2M32G	1786920000
w. threading	64	HDC 24B SDBO 2PG21G	1662180000
w. threading	84	HDC 64D SDBO 1PG29G	1662280000



Cover



Version	Type	Order No.
For bases	HDC 24B DDDQ 20B	1009100000



RockStar® IP65 Housings / NEMA Type 12, 4X

Central-locking clamp

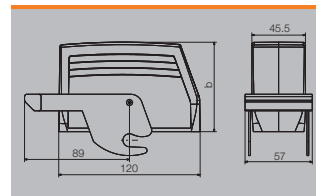
Size 8

Hood

Plug housing, cable entry sideways



Version	b (mm)	Type	Order No.
w. threading	76	HDC 64D TSZO 1M40G	1904690000
w. threading	76	HDC 64D TSZO 1PG21G	1663370000
w. threading	76	HDC 64D TSZO 1PG29G	1663390000

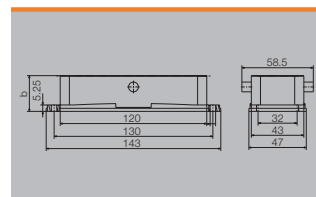


Base

Bulkhead housing



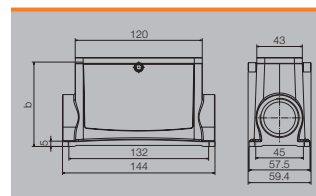
Version	b (mm)	Type	Order No.
	29	HDC 24B AZO	1611350000



Base housing



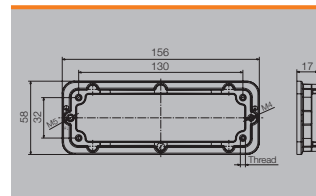
Version	b (mm)	Type	Order No.
w. threading	79.7	HDC 64D SZO 2PG29G	1968370000



Counter-frame



Version	b (mm)	Type	Order No.
	17	HDC IP65 24B FRAME M4	1081580000



End locking, lower side

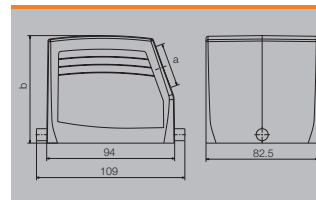
Size 9

Hood

Plug housing, cable entry sideways



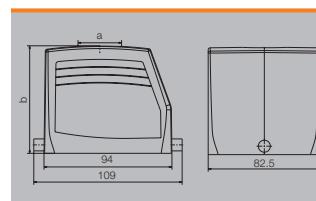
Version	b (mm)	Type	Order No.
w. threading	78	HDC 48A TSLU 1M32G	1788550000
w. threading	78	HDC 48A TSLU 1PG29G	1666710000



Plug housing, cable entry at top



Version	b (mm)	Type	Order No.
w. threading	78	HDC 48A TOLU 1M32G	1788560000
w. threading	78	HDC 48A TOLU 1PG29G	1666730000

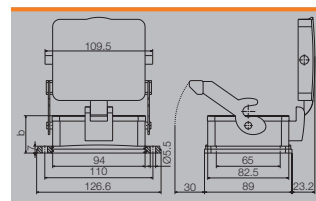


Base

Bulkhead housing



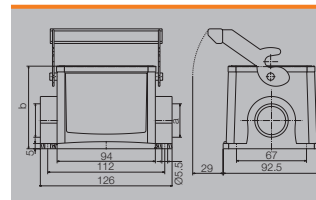
Version	b (mm)	Type	Order No.
	40	HDC 48A ALU	1666740000
	40	HDC 48A ADLU	1666750000



Base housing



Version	b (mm)	Type	Order No.
w. threading	79	HDC 48A SLU 2M32G	1788570000
w. threading	79	HDC 48A SLU 1PG29G	1666770000
w. threading	79	HDC 48A SDLU 1PG29G	1666810000



RockStar® IP65 Housings / NEMA Type 12, 4X

Side locking, lower side

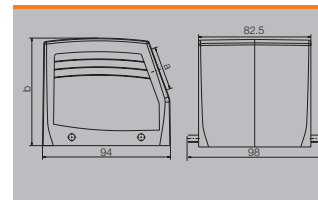
Size 10

Hood

Plug housing, cable entry sideways



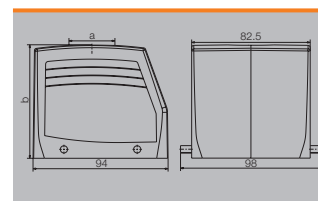
Version	b (mm)	Type	Order No.
w. threading	79	HDC 32B TSBU 1M32G	1788400000
w. threading	79	HDC 32B TSBU 1PG29G	1666840000



Plug housing, cable entry at top



Version	b (mm)	Type	Order No.
w. threading	79	HDC 32B TOBU 1M32G	1788430000
w. threading	79	HDC 32B TOBU 1PG29G	1666870000

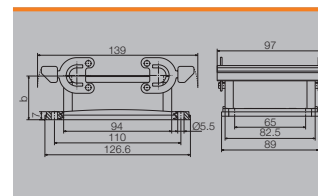


Base

Bulkhead housing



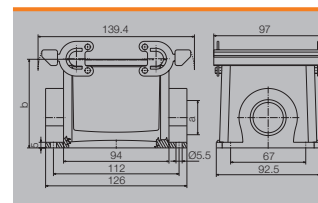
Version	b (mm)	Type	Order No.
	38	HDC 32B ABU	1217800000



Base housing



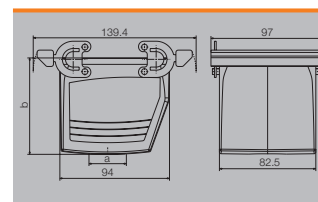
Version	b (mm)	Type	Order No.
w. threading	79	HDC 32B SBU 1M32G	1902600000
w. threading	79	HDC 32B SBU 2M32G	1788460000
		HDC 32B SBU 2M40G CS	1301990000
w. threading	79	HDC 32B SBU 2PG29G	1666920000
w. threading	79	HDC 32B SBU 1PG36G	1902610000
w. threading	79	HDC 32B SBU 2PG36G	1902640000



Coupling housing



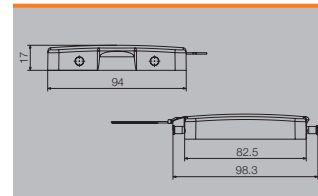
Version	b (mm)	Type	Order No.
w. threading	83	HDC 32B KBU 1M40G	1902730000
w. threading	83	HDC 32B KBU 1PG29G	1902740000
w. threading	83	HDC 32B KBU 1PG36G	1902750000



Cover



Version	Type	Order No.
For bases	HDC 32B D00Q 480	1165790000





End locking, lower side

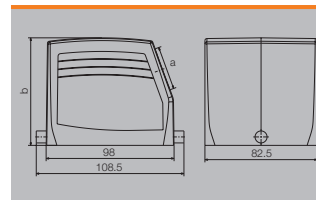
Size 10

Hood

Plug housing, cable entry sideways



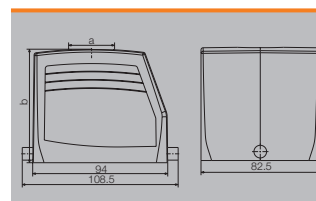
Version	b (mm)	Type	Order No.
w. threading	79	HDC 32B TSLU 1M32G	1788420000
w. threading	79	HDC 32B TSLU 1PG29G	1667120000



Plug housing, cable entry at top



Version	b (mm)	Type	Order No.
w. threading	79	HDC 32B TOLU 1M32G	1788450000
w. threading	79	HDC 32B TOLU 1PG29G	1219300000

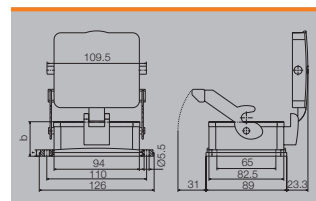


Base

Bulkhead housing



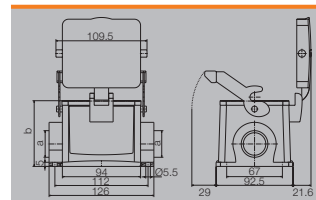
Version	b (mm)	Type	Order No.
	38	HDC 32B ALU	1219500000
	55	HDC 32B ADLU	1219800000



Base housing



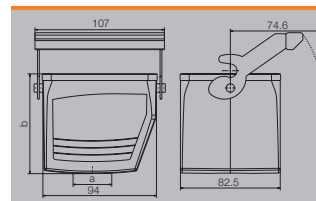
Version	b (mm)	Type	Order No.
w. threading	79	HDC 32B SLU 1M32G	1902670000
w. threading	96	HDC 32B SDLU 1M32G	1902650000
w. threading	79	HDC 32B SLU 2M32G	1788470000
w. threading	96	HDC 32B SDLU 2M32G	1788490000



Coupling housing



Version	b (mm)	Type	Order No.
w. threading	83	HDC 32B KLU 1M32G	1788500000



RockStar® IP65 Housings / NEMA Type 12, 4X

Side locking, upper side

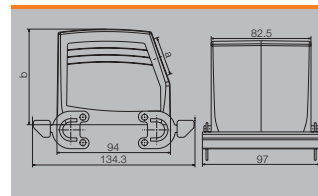
Size 10

Hood

Plug housing, cable entry sideways



Version	b (mm)	Type	Order No.
w. threading	79	HDC 32B TSBO 1M32G	<b>1788410000</b>

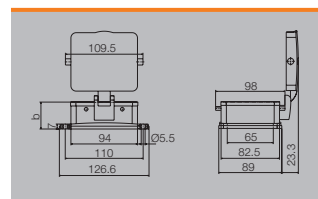


Base

Bulkhead housing



Version	b (mm)	Type	Order No.
	55	HDC 32B ADBO	<b>1218800000</b>



End locking, lower side

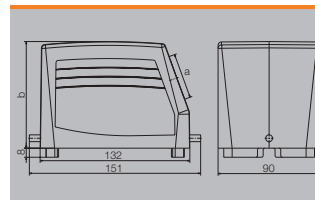
Size 12

Hood

Plug housing, cable entry sideways



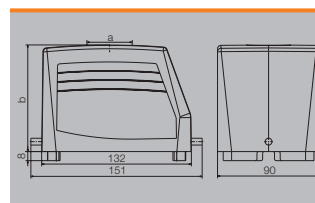
Version	b (mm)	Type	Order No.
w. threading	94	HDC 48B TSLU 1M32G	1788320000
w. threading	94	HDC 48B TSLU 1M40G	1788310000
w. threading	94	HDC 48B TSLU 1M50G	1788300000
w. threading	94	HDC 48B TSLU 1PG29G	1650850000
w. threading	94	HDC 48B TSLU 1PG36G	1650860000
w. threading	94	HDC 48B TSLU 1PG42G	1670470000



Plug housing, cable entry at top



Version	b (mm)	Type	Order No.
w. threading	94	HDC 48B TOLU 1M32G	1788350000
w. threading	94	HDC 48B TOLU 1M40G	1788340000
w. threading	94	HDC 48B TOLU 1M50G	1788330000
w. threading	94	HDC 48B TOLU 1PG29G	1650980000
w. threading	94	HDC 48B TOLU 1PG36G	1651000000

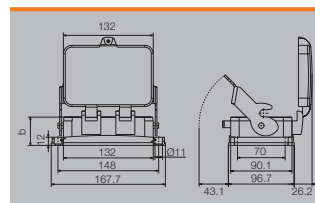


Base

Bulkhead housing



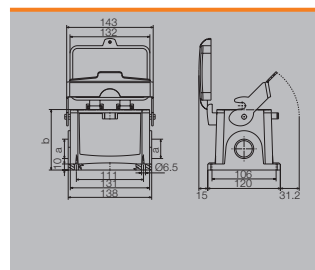
Version	b (mm)	Type	Order No.
	62	HDC 48B ADLU	1222900000
	41.5	HDC 48B ALU	1295600000



Base housing



Version	b (mm)	Type	Order No.
w. threading	100	HDC 48B SLU 1M32G	1904190000
w. threading	120	HDC 48B SDLU 1M32G	1904150000
w. threading	100	HDC 48B SLU 2M32G	1788370000
w. threading	120	HDC 48B SDLU 2M32G	1788390000
w. threading	100	HDC 48B SLU 2M40G	1788360000
w. threading	120	HDC 48B SDLU 2M40G	1983500000
w. threading	120	HDC 48B SDLU 2M50G	1983510000
w. threading	100	HDC 48B SLU 1PG29G	1651100000
w. threading	120	HDC 48B SDLU 1PG29G	1799810000
w. threading	120	HDC 48B SDLU 2PG29G	1667560000





# RockStar® Housings IP65 / EMC

---

RockStar® Housings IP65 / EMC	Introduction	E.2
-------------------------------	--------------	-----

---

	RockStar® Housings IP65 / EMC	E.4
--	-------------------------------	-----

---

	Size 3, 4, 6 and 8	
--	--------------------	--

---

# Optimal protection against electric or electromagnetic fields

## HDC IP65 EMC enclosure with above-average shielding properties

Protection against electrical and electromagnetic influences is essential in many industries to ensure fault-free operation. RockStar® HDC IP65 EMC enclosures can be used wherever optimal shielding with low transfer impedance is required.

The labyrinth structure on the housing enables reliable data transmission, which reduces the risk of system failure and increases productivity. The FPM sealing material permits RockStar® HDC IP65 EMC enclosures to be used indoors as well as outdoors. With only one type of enclosure, the number of storage items decreases significantly. The conductive and corrosion-resistant surface coating meets increased environmental requirements and lowers procurement costs.

### Your special advantages

- Effective labyrinth structure for secure data transmission
- Extremely reliable FPM seals for indoor and outdoor use
- Internal O-ring seal for quick and easy installation



### Effective labyrinth structure

Excellent shielding effect is achieved due to the unique labyrinth structure and the large contact area between the bulkhead mount and hoods.



**Corrosion-resistant, conductive surface**

The unique surface finish makes the housing impact-resistant, electrically conductive and corrosion-resistant—even in seawater environments.



**Robust sealing material**

The ozone- and UV-resistant sealing material FPM withstands an extended temperature range from -40 to +150 °C.



**RockStar® Housing IP65 / EMC**

**Housing selection RockStar® IP65 EMC**

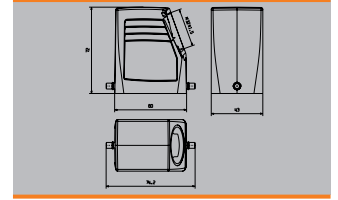
**Size 3**

**Hood**

**Plug housing**



Version	b (mm)	Type	Order No.
w. threading		HDC 16D TOLU 1M32G EMC	<b>2543970000</b>
w. threading		HDC 16D TSLU 1M32G EMC	<b>2543960000</b>

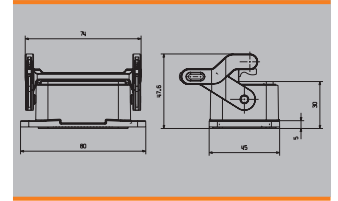


**Base**

**Bulkhead housing**



Version	b (mm)	Type	Order No.
		HDC 06B ALU EMC	<b>2542230000</b>





Housing selection RockStar® IP65 EMC

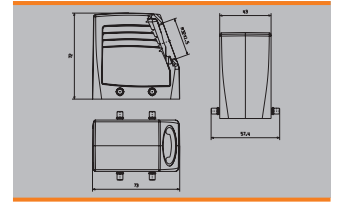
Size 4

Hood

Plug housing



Version	b (mm)	Type	Order No.
w. threading		HDC 24D TOBU 1M32G EMC	<b>2544020000</b>
w. threading		HDC 24D TSBU 1M32G EMC	<b>2544010000</b>

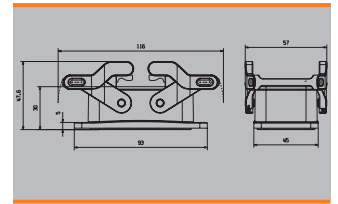


Base

Bulkhead housing



Version	b (mm)	Type	Order No.
		HDC 10B ABU EMC	<b>2542310000</b>



RockStar® Housing IP65 / EMC

Housing selection RockStar® IP65 EMC

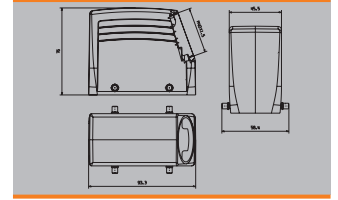
Size 6

Hood

Plug housing



Version	b (mm)	Type	Order No.
w. threading		HDC 40D TOBU 1M40G EMC	2544040000
w. threading		HDC 40D TSBU 1M40G EMC	2544030000

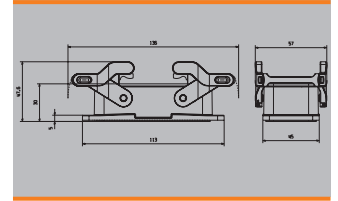


Base

Bulkhead housing



Version	b (mm)	Type	Order No.
		HDC 16B ABU EMC	2542320000



Housing selection RockStar® IP65 EMC

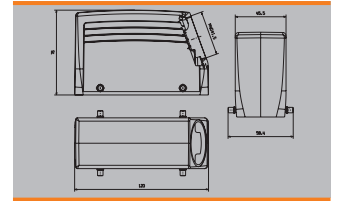
Size 8

Hood

Plug housing



Version	b (mm)	Type	Order No.
w. threading		HDC 64D TOBU 1M40G EMC	2544060000
w. threading		HDC 64D TSBU 1M40G EMC	2544050000

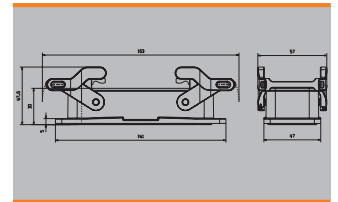


Base

Bulkhead housing



Version	b (mm)	Type	Order No.
		HDC 24B ABU EMC	2527810000





# RockStar® Housings IP66 / IP68 / EMC

RockStar® Housings IP66 / IP68 / EMC	Introduction	F.2
	RockStar® Housings IP66 / IP68 / EMC	F.4
	Size 1 - 8	

## RockStar® Housings IP66 / IP68 / EMC

The RockStar® IP68 and IP69K housings are resistant to sea water and high impacts. They are designed for use under extreme environmental conditions and comply with the high vibration requirements of DIN EN 61373 Cat 2 (pivot mounting). These housings deliver a fail-safe and maintenance-free solution when using heavy-duty connectors in transportation, traffic engineering and energy technology. They are also suitable for applications subject to extreme climatic conditions.

Weidmüller has designed the RockStar® IP68 housings with additional built-in features that ensure outstanding EMC. The bulkhead or base housing, combined with the plug housing, produces a labyrinth structure which ensures high shield attenuation.

RockStar® IP68 housings are available in sizes 1, 3, 4, 6, 8 and 8 XXL; they can be combined with all fixed-pole and modular inserts.

## F




### Impact resistant

The optimised construction provides high impact resistance and therefore, a long product lifespan




**Practical**

Laser labelling for permanent identification and faster allocation



**Simple**

A screw lock with internal and external hex drive is used for the housing's closure mechanism.



**RockStar® Housing IP66 / IP68 / EMC**

**Screw interlock**

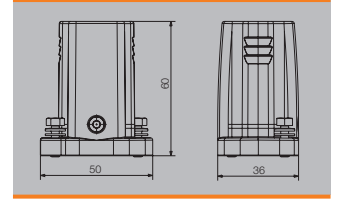
**Size 1**

**Hood**

**Plug housing, cable entry at top**



Version	b (mm)	Type	Order No.
w. threading		HDC IP68 04A TOS 1M20	<b>1082390000</b>
w. threading		HDC IP68 04A TOS 1M25G	<b>1513390000</b>
w. threading		HDC IP68 04A TOS 1PG13	<b>1082410000</b>

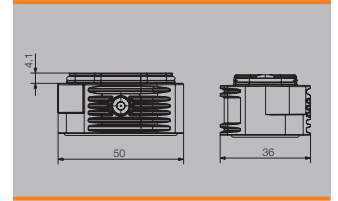


**Base**

**Bulkhead housing**



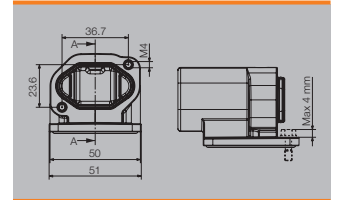
Version	b (mm)	Type	Order No.
		HDC IP68 04A AS	<b>1081470000</b>



**Angled bulkhead housing**



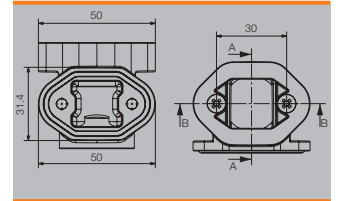
Version	b (mm)	Type	Order No.
w. threading		HDC IP68 04A AWS 1M20	<b>1081480000</b>
		HDC IP68 04A AWS	<b>1081490000</b>
w. threading		HDC IP68 04A AWS 1M25	<b>2430170000</b>



**Adapter**



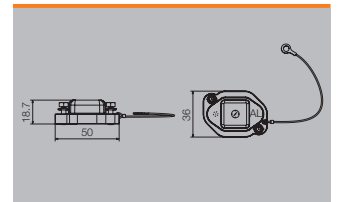
Version	b (mm)	Type	Order No.
		HDC IP68 04A ADS	<b>1083130000</b>
w. threading		HDC IP68 04A ADS 1PG13	<b>1083120000</b>



**Cover**



Version	Type	Order No.
	HDC IP68 04A COVER	<b>1083110000</b>





Screw interlock

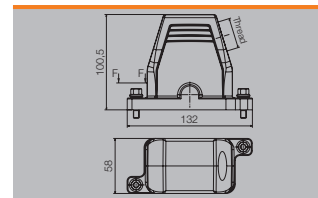
Size 3

Hood

Plug housing, cable entry sideways



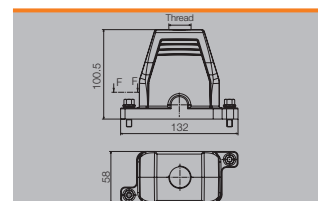
Version	b (mm)	Type	Order No.
w. threading		HDC IP68 06B TSS 1M20	<b>1082510000</b>
w. threading		HDC IP68 06B TSS 1M25	<b>1082530000</b>
w. threading		HDC IP68 06B TSS 1M32	<b>1082550000</b>
w. threading		HDC IP68 06B TSS 1PG16	<b>1082560000</b>
w. threading		HDC IP68 06B TSS 1PG21	<b>1082570000</b>



Plug housing, cable entry at top



Version	b (mm)	Type	Order No.
w. threading		HDC IP68 06B TOS 1M20	<b>1082420000</b>
w. threading		HDC IP68 06B TOS 1M25	<b>1082430000</b>
w. threading		HDC IP68 06B TOS 1M32	<b>1082440000</b>
w. threading		HDC IP68 06B TOS 1M40	<b>1082450000</b>
w. threading		HDC IP68 06B TOS 1PG16	<b>1082460000</b>
w. threading		HDC IP68 06B TOS 1PG21	<b>1082470000</b>
w. threading		HDC IP68 06B TOS 1PG29	<b>1082480000</b>



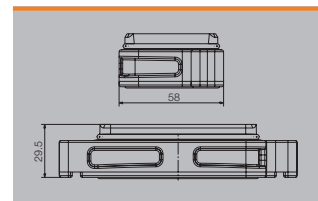
**Note** Article 1288190000 is mounted with an external earth connection.

Base

Bulkhead housing



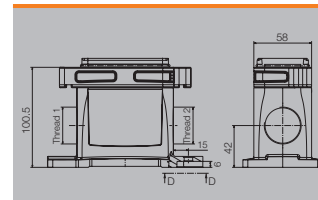
Version	b (mm)	Type	Order No.
		HDC IP68 06B AS	<b>1081510000</b>



Base housing



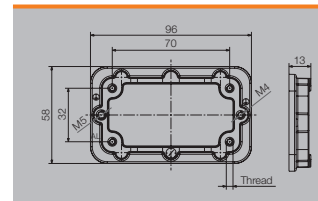
Version	b (mm)	Type	Order No.
w. threading		HDC IP68 06B SS 1M20	<b>1081180000</b>
w. threading		HDC IP68 06B SS 2M20	<b>1081250000</b>
w. threading		HDC IP68 06B SS 1M25	<b>1081190000</b>
w. threading		HDC IP68 06B SS 2M25	<b>1081240000</b>
w. threading		HDC IP68 06B SS 1M32	<b>1081210000</b>
w. threading		HDC IP68 06B SS 2M32	<b>1081220000</b>
w. threading		HDC IP68 06B SS 1PG29	<b>1081230000</b>
w. threading		HDC IP68 06B SS 2PG29	<b>1081260000</b>



Counter-frame



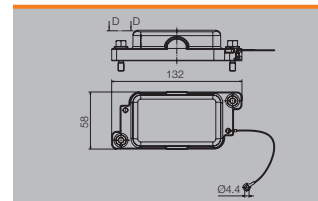
Version	b (mm)	Type	Order No.
		HDC IP68 06B FRAME M6	<b>1110890000</b>



Cover



Version	Type	Order No.
	HDC IP68 06B COVER	<b>1083060000</b>



**RockStar® Housing IP66 / IP68 / EMC**

**Screw interlock**

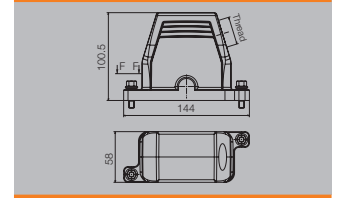
**Size 4**

**Hood**

**Plug housing, cable entry sideways**



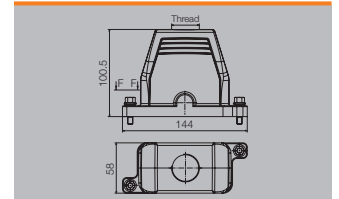
Version	b (mm)	Type	Order No.
w. threading		HDC IP68 10B TSS 1M20	<b>1082690000</b>
w. threading		HDC IP68 10B TSS 1M25	<b>1082650000</b>
w. threading		HDC IP68 10B TSS 1M32	<b>1082660000</b>
w. threading		HDC IP68 10B TSS 1PG21	<b>1082670000</b>
w. threading		HDC IP68 10B TSS 1PG29	<b>1082680000</b>



**Plug housing, cable entry at top**



Version	b (mm)	Type	Order No.
w. threading		HDC IP68 10B TOS 1M20	<b>1082580000</b>
w. threading		HDC IP68 10B TOS 1M25	<b>1082590000</b>
w. threading		HDC IP68 10B TOS 1M32	<b>1082610000</b>
w. threading		HDC IP68 10B TOS 1PG16	<b>1082620000</b>
w. threading		HDC IP68 10B TOS 1PG21	<b>1082630000</b>
w. threading		HDC IP68 10B TOS 1PG29	<b>1082640000</b>

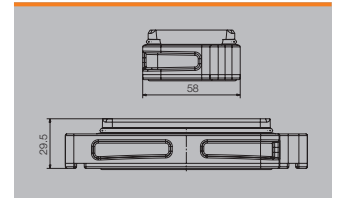


**Base**

**Bulkhead housing**



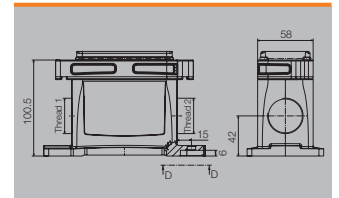
Version	b (mm)	Type	Order No.
		HDC IP68 10B AS	<b>1081520000</b>



**Base housing**



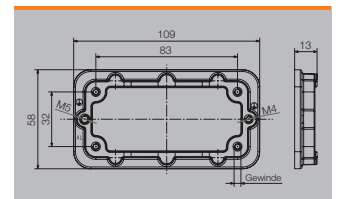
Version	b (mm)	Type	Order No.
w. threading		HDC IP68 10B SS 1M20	<b>1081270000</b>
w. threading		HDC IP68 10B SS 2M20	<b>1081310000</b>
w. threading		HDC IP68 10B SS 1M32	<b>1081280000</b>
w. threading		HDC IP68 10B SS 2M32	<b>1081320000</b>
w. threading		HDC IP68 10B SS 1PG29	<b>1081290000</b>
w. threading		HDC IP68 10B SS 2PG29	<b>1081330000</b>



**Counter-frame**



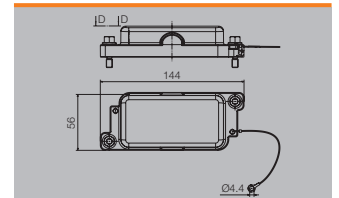
Version	b (mm)	Type	Order No.
		HDC IP68 10B FRAME M6	<b>1110900000</b>



**Cover**



Version	Type	Order No.
	HDC IP68 10B COVER	<b>1083070000</b>



Screw interlock

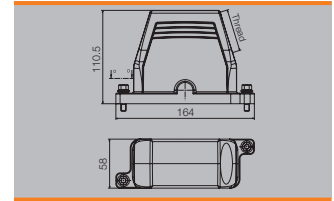
Size 6

Hood

Plug housing, cable entry sideways



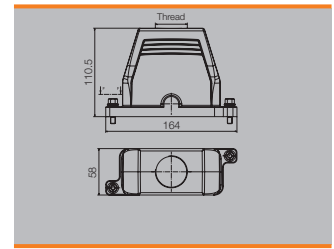
Version	b (mm)	Type	Order No.
w. threading	164	HDC IP68 16B TSS 1M32	1082800000
w. threading	164	HDC IP68 16B TSS 1M40	1082810000
w. threading	164	HDC IP68 16B TSS 1M50	1082820000
w. threading	164	HDC IP68 16B TSS 1PG21	1082830000
w. threading	164	HDC IP68 16B TSS 1PG29	1082840000
w. threading	164	HDC IP68 16B TSS 1PG36	1082850000



Plug housing, cable entry at top



Version	b (mm)	Type	Order No.
w. threading	164	HDC IP68 16B TOS 1M25	1082700000
w. threading	164	HDC IP68 16B TOS 2M25	1082780000
w. threading	164	HDC IP68 16B TOS 1M32	1082710000
w. threading	164	HDC IP68 16B TOS 1M40	1082720000
w. threading	164	HDC IP68 16B TOS 1M50	1082730000
w. threading	164	HDC IP68 16B TOS 1PG21	1082750000
w. threading	164	HDC IP68 16B TOS 2PG21	1082740000
w. threading	164	HDC IP68 16B TOS 1PG29	1082760000
w. threading	164	HDC IP68 16B TOS 1PG36	1082770000

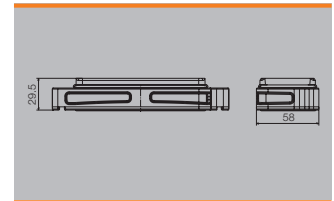


Base

Bulkhead housing



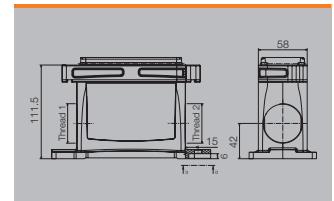
Version	b (mm)	Type	Order No.
	21	HDC IP68 16B AS	1081530000



Base housing



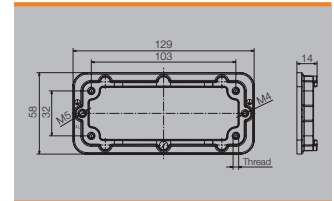
Version	b (mm)	Type	Order No.
	111.5	HDC IP68 16B SS	1081340000
w. threading	111.5	HDC IP68 16B SS 1M32	1081350000
w. threading	111.5	HDC IP68 16B SS 2M32	1081390000
w. threading	111.5	HDC IP68 16B SS 1M40	1081360000
w. threading	111.5	HDC IP68 16B SS 2M40	1081370000
w. threading	111.5	HDC IP68 16B SS 1PG36	1081380000



Counter-frame



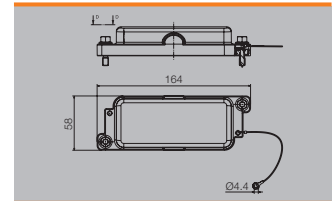
Version	b (mm)	Type	Order No.
	14	HDC IP68 16B FRAME M6	1110910000



Cover



Version	Type	Order No.
	HDC IP68 16B COVER	1083080000



## RockStar® Housing IP66 / IP68 / EMC

### Screw interlock

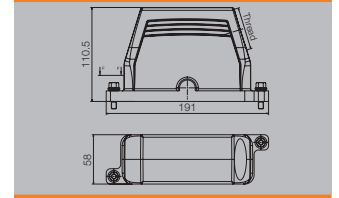
Size 8

### Hood

#### Plug housing, cable entry sideways



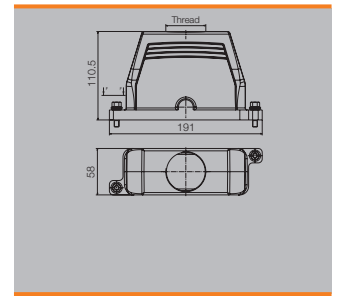
Version	b (mm)	Type	Order No.
w. threading	110.5	HDC IP68 24B TSS 1M32	1082970000
w. threading	110.5	HDC IP68 24B TSS 1M40	1082980000
w. threading	110.5	HDC IP68 24B TSS 1M50	1082990000
w. threading	110.5	HDC IP68 24B TSS 1PG29	1083000000
w. threading	110.5	HDC IP68 24B TSS 1PG36	1083010000



#### Plug housing, cable entry at top



Version	b (mm)	Type	Order No.
w. threading	110.5	HDC IP68 24B TOS 3M25	1082960000
w. threading	110.5	HDC IP68 24B TOS 1M32	1082860000
w. threading	110.5	HDC IP68 24B TOS 2M32	1082940000
w. threading	110.5	HDC IP68 24B TOS 1M40	1082870000
w. threading	110.5	HDC IP68 24B TOS 2M40	1082950000
w. threading	110.5	HDC IP68 24B TOS 1M50	1082880000
w. threading	110.5	HDC IP68 24B TOS 1PG21	1082900000
w. threading	110.5	HDC IP68 24B TOS 1PG29	1082920000
w. threading	110.5	HDC IP68 24B TOS 2PG29	1082910000
w. threading	110.5	HDC IP68 24B TOS 1PG36	1082930000
w. threading	110.5	HDC IP68 24B TOS 2M40 TSS 1M32	1289130000



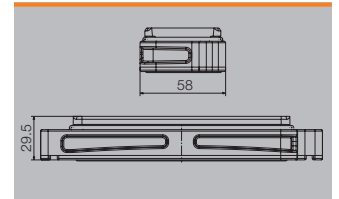
## F

### Base

#### Bulkhead housing



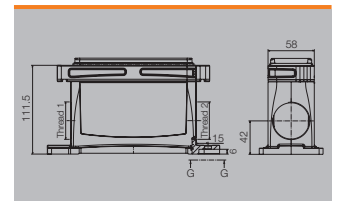
Version	b (mm)	Type	Order No.
	29.5	HDC IP68 24B AS	1081540000



#### Base housing



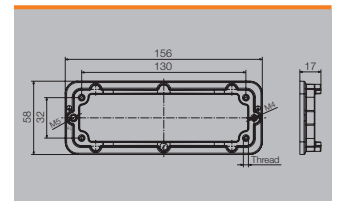
Version	b (mm)	Type	Order No.
	111.5	HDC IP68 24B SS	1081450000
w. threading	111.5	HDC IP68 24B SS 1M40	1081410000
w. threading	111.5	HDC IP68 24B SS 2M40	1081420000
w. threading	111.5	HDC IP68 24B SS 1PG36	1081430000
w. threading	111.5	HDC IP68 24B SS 2PG36	1081440000



#### Counter-frame



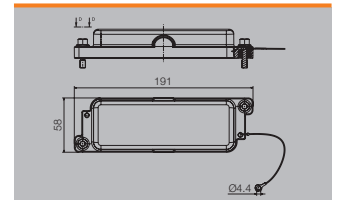
Version	b (mm)	Type	Order No.
	17	HDC IP68 24B FRAME M6	1110920000



#### Cover



Version	Type	Order No.
	HDC IP68 24B COVER	1083090000



Screw interlock

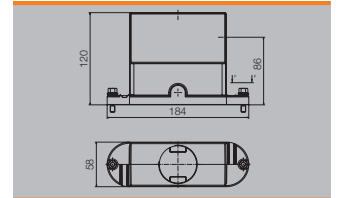
Size 8, XXL

Hood

Plug housing, cable entry sideways



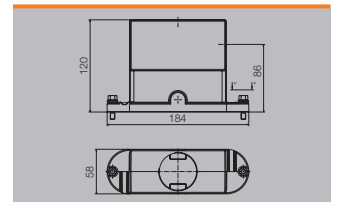
Version	b (mm)	Type	Order No.
w. threading	120	HDC HB 24 TEK TSS1xM40G	<b>100092000 1</b>
w. threading	120	HDC HB 24 TEK TSS1xM50G	<b>1827160000</b>



Plug housing, cable entry at top



Version	b (mm)	Type	Order No.
w. threading	120	HDC HB 24 TEK TOS1xM50G	<b>1827170000</b>

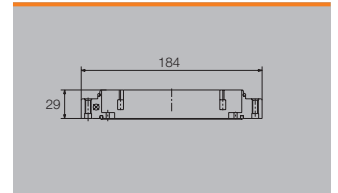


Base

Bulkhead housing



Version	b (mm)	Type	Order No.
	29	HDC HB 24 TEK AS M4	<b>1827470000</b>





# RockStar® Wall mounting housing IP66

---

<b>RockStar® Wall mounting housing IP66</b>	<b>Introduction</b>	G.2
---	---------------------	-----

---

<b>RockStar® Wall mounting housing IP66</b> Size 3, 4, 6 and 8		G.4
---	--	-----

---

## RockStar® Wall mounting housing IP66

Our RockStar® wall mounting housings made of polyamide are used wherever the focus is on weight, robustness and cost-effectiveness. We satisfy these requirements with a light plastic housing with an attached cable gland and screw interlock made of stainless steel. This housing can be connected directly on the panel wall thanks to simple attachment flanges. There is no need for a usual attachment housing.

RockStar® wall mounting housings are available in four sizes and can be combined with all fixed-pole and modular HDC inserts.

Areas of application for our RockStar® wall mounting housings include machinery and plant engineering, the automotive industry, panel building and wind power plants.



### Flexible

The housing can be combined with all fixed-pole and modular HDC -RockStar® inserts





**Practical**

More cost effective thanks to the attached cable gland



**Simple**

The flange-mounted housing seals directly onto the panel wall without an attachment housing



RockStar® Wall mounting housing IP66

Wall mounting housing

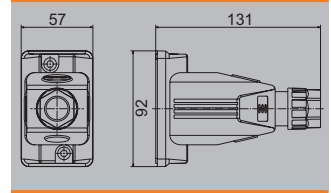
Size 3

Hood

Cable entry at top



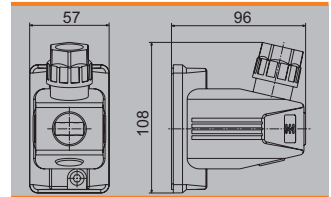
Version	b (mm)	Type	Order No.
		HDC 06B TOS 1M25 WMP	<b>2716700000</b>



Cable entry sideways



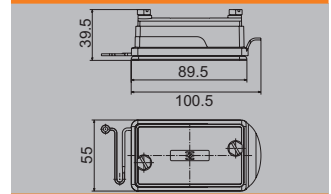
Version	b (mm)	Type	Order No.
		HDC 06B TSS 1M25 WMP	<b>2716750000</b>



Cover



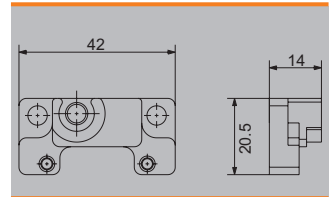
Version	Type	Order No.
	HDC 06B AF WM COVER	<b>2716810000</b>



Mounting flange



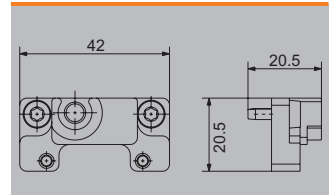
Version	b (mm)	Type	Order No.
		HDC AF WM	<b>2716790000</b>



Mounting flange set with screw



Version	b (mm)	Type	Order No.
		HDC AF SET WM	<b>2716800000</b>



Wall mounting housing

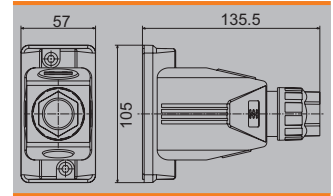
Size 4

Hood

Cable entry at top



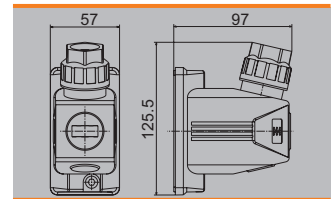
Version	b (mm)	Type	Order No.
		HDC 10B TOS 1M32 WMP	2716720000



Cable entry sideways



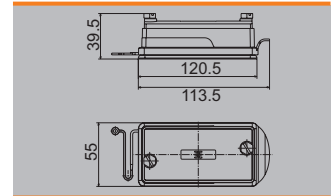
Version	b (mm)	Type	Order No.
		HDC 10B TSS 1M32 WMP	2716760000



Cover



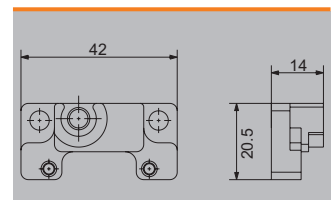
Version	Type	Order No.
	HDC 10B AF WM COVER	2716820000



Mounting flange



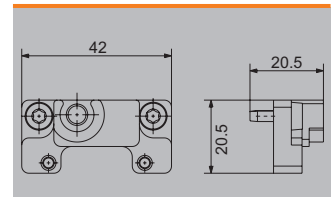
Version	b (mm)	Type	Order No.
		HDC AF WM	2716790000



Mounting flange set with screw



Version	b (mm)	Type	Order No.
		HDC AF SET WM	2716800000



RockStar® Wall mounting housing IP66

Wall mounting housing

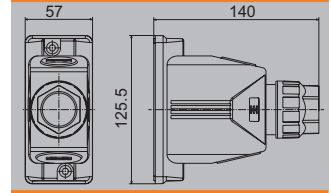
Size 6

Hood

Cable entry at top



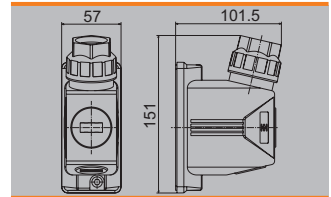
Version	b (mm)	Type	Order No.
		HDC 16B TOS 1M40 WMP	<b>2716730000</b>



Cable entry sideways



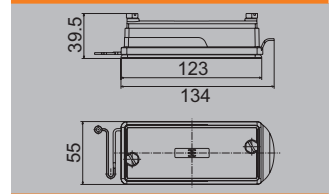
Version	b (mm)	Type	Order No.
		HDC 16B TSS 1M40 WMP	<b>2716770000</b>



Cover



Version	Type	Order No.
	HDC 16B AF WM COVER	<b>2716830000</b>

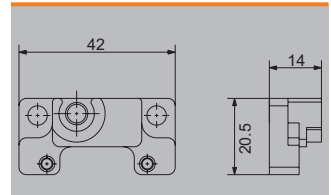


G

Mounting flange



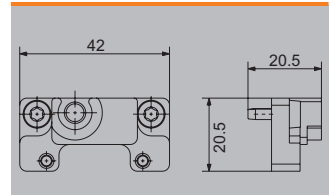
Version	b (mm)	Type	Order No.
		HDC AF WM	<b>2716790000</b>



Mounting flange set with screw



Version	b (mm)	Type	Order No.
		HDC AF SET WM	<b>2716800000</b>



Wall mounting housing

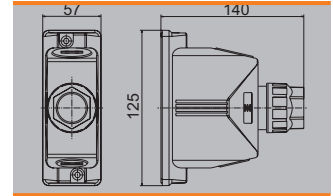
Size 8

Hood

Cable entry at top



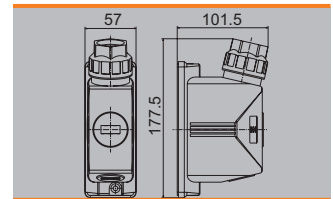
Version	b (mm)	Type	Order No.
		HDC 24B TOS 1M40 WMP	<b>2716740000</b>



Cable entry sideways



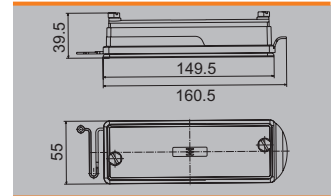
Version	b (mm)	Type	Order No.
		HDC 24B TSS 1M40 WMP	<b>2716780000</b>



Cover



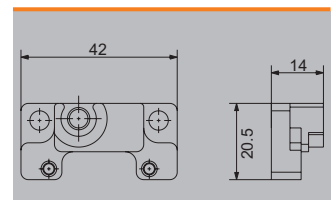
Version	Type	Order No.
	HDC 24B AF WM COVER	<b>2716840000</b>



Mounting flange



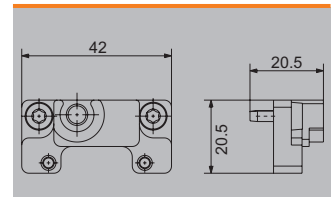
Version	b (mm)	Type	Order No.
		HDC AF WM	<b>2716790000</b>



Mounting flange set with screw



Version	b (mm)	Type	Order No.
		HDC AF SET WM	<b>2716800000</b>





# RockStar® HighPower

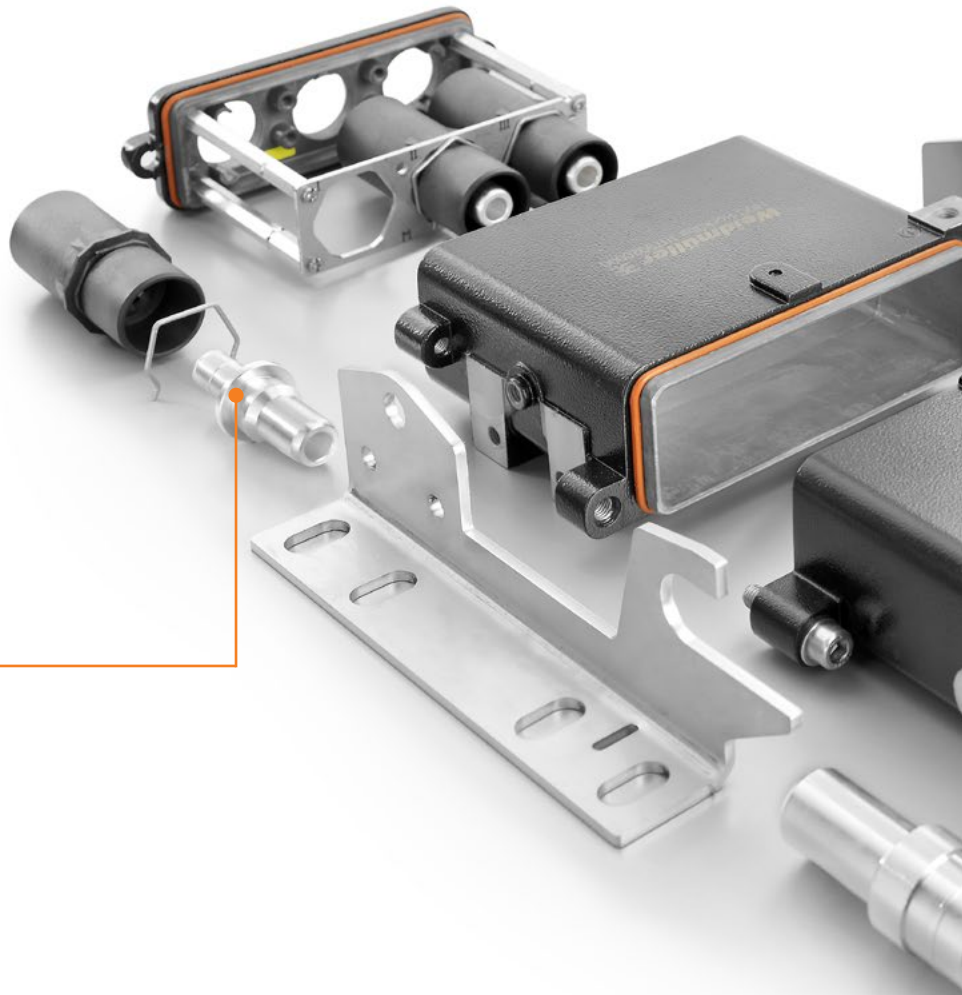
<b>RockStar® HighPower</b>	<b>Introduction</b>	H.2
	<b>RockStar® HighPower 250 A</b>	H.4
	4,000 V	
	250 A	
	1 - 4 poles	
	<b>RockStar® HighPower 550 A</b>	H.10
	4,000 V	
	550 A	
	1 - 3 poles	



# RockStar® HighPower

Uncompromising power – in clever and safe packaging. The RockStar® HighPower modular high-current connector system has been custom designed for the high demands of traffic engineering applications. The system also meets the requirements of the wind power industry. The modular set-up consists of one-piece crimp contacts, insulating sleeves, insert-holder frames and a robust multi-part die-cast aluminium enclosure in IP68, as well as cross-connection options.

This modular design offers clear advantages for handling: It is possible to wire crimped lines with large cross-sections and to see this process through to the final step. The wiring can be achieved using standard cable glands.



## Safe


Tried-and-tested, low-maintenance crimp-connection technology with stranded, finely stranded and very finely stranded flexible copper conductors measuring up to 240 mm<sup>2</sup> with standardised tools





**Practical and universal**

A multitude of potential applications have been made pluggable for the first time ever – simply by integrating cross-connections.

**Perfectly optimised shielding**

Along with the 360° contact, the shielding connection integrated in the enclosure is the cutting edge of what is technically feasible at present.



# HighPower 250 A


RockStar® HighPower is designed to meet the strict standards set by DIN EN 61373 Cat. 2 (pivot mounting). The coordinated connector components provide you with a fail-safe and maintenance-free power transmission solution: in this case up to 250 A / 4,000 V.



## Technical data

HighPower 250 A series	
Standards	DIN EN 50124-1 In compliance with DIN EN 61984 DIN EN 50155 DIN EN 61373 KAT 2 (Pivot mounting)
Number of contacts	1-, 2-, 3-, 4 poles
Wire connection method	Crimp
Rated current	250 A
Rated insulation voltage (highest permitted operating voltage)	
AC wire - wire	4,000 V (4,800 V)*
AC wire - earthed housing	2,300 V (3,000 V)*
DC wire - wire	4,000 V (4,800 V)*
DC wire - earthed housing	2,300 V (3,000 V)*
Rated impulse voltage	
Wire - wire	25 kV
Wire - earthed housing	15 kV
Surge voltage category	OV 3
Pollution severity degree	PD 2 (PD 3) <sup>1</sup>
Material	
Insulating body	PA 66 glass-fibre reinforced
Contact	Copper alloy, silver plated
Flammability	
According to UL 94	V-0
According to NFF 16-101 / NFF 16-102	I3 F2
DIN 5510 Part 2	V-0
Insulation resistance	10 <sup>10</sup> Ω
Temperature range	-50 °C to +120 °C
HDC IP68 HP 248 series	
Protection degree according to DIN EN 60529	IP68 when interlocked
Colour	RAL 9005 (black)
Surface finish	Powder coating
Locking element	
Screw interlock	M8
Material	Stainless steel, rust-proof
Torque	11 Nm
Housing seal	Silicone rubber
Temperature range	-50 °C to +120 °C
Material	
Housing	Die-cast aluminium alloy, corrosion resistant
Mounting bracket	Stainless steel, rust-proof
Accessories	
Material	
Assembly frame	Stainless steel, rust-proof
Shield clamp	Sheet steel, galvanized
Touch-safe protection	PA66
Colour	
Assembly frame	Natural
Shield clamp	Natural
Touch-safe protection	Red
Cable gland	
Material	
Cable gland	Optional as nickel-plated brass or stainless steel
Seal insert	TPE
Temperature range	-40 °C to +130 °C
Class of protection	IP68
<b>Note:</b>	
*4,800 V, depending on the application	
<sup>1</sup> The contacts are protected against contamination and condensation within the HDC housing.	
The completely assembled connector can be used at pollution degree PD 3.	

## Overview

	Size	Rated voltage	Rated current	No. of poles	Tension clamp connection	TOP connection	Screw conn. with wire guard spring	Crimp connection	PUSH IN connection	Page
	8	4,000 V	250 A	1 - 4				•		H.6

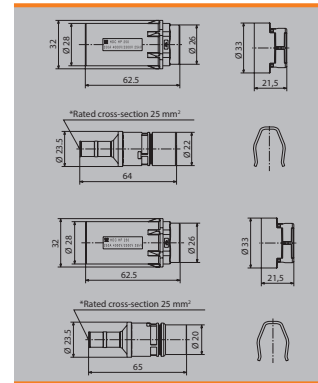
**Crimp contacts**

**Crimp contact**



Conductor cross-section	Pin Type	Order No.	Female Type	Order No.
25 mm <sup>2</sup>	HDC HP 250 M 25	1079690000	HDC HP 250 F 25	1079720000
35 mm <sup>2</sup>	HDC HP 250 M 35	1079680000	HDC HP 250 F 35	1079730000
50 mm <sup>2</sup>	HDC HP 250 M 50	1119080000	HDC HP 250 F 50	1079740000
70 mm <sup>2</sup>	HDC HP 250 M 70	1119090000	HDC HP 250 F 70	1079750000
95 mm <sup>2</sup>	HDC HP 250 M 95	1119100000	HDC HP 250 F 95	1079770000
Insulated PE contact				
50 mm <sup>2</sup>	HDC HP 250 M 50 PE	1220850000	HDC HP 250 F 50 PE	1220840000

**Note** In the version described here, the crimp contacts can be used for crimp connections with flexible, stranded, and finely stranded copper wires (according to DIN 48201 part 1 and DIN 57 295 VDE 0295) or with crimping inserts (according to DIN 48083 part 1, part 3 and part 4). We would be glad to customise the crimp contact to fit your requirements.

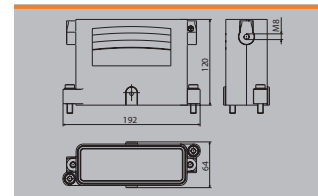


**Housing**

**Plug housing**



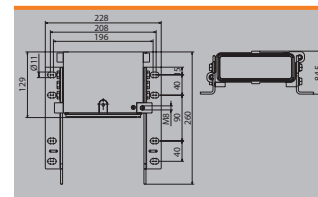
Deployment	Type	Order No.
Plug	HDC IP68 HP 24B T0	1079930000



**Base housing**



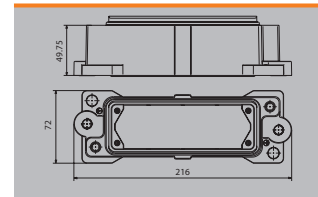
Deployment	Type	Order No.
Base housing	HDC IP68 HP 24B AS S	1079920000



**Bulkhead housing**



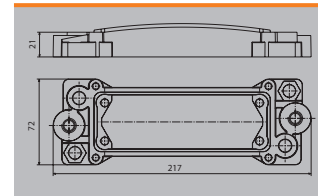
Deployment	Type	Order No.
Bulkhead (feed-through)	HDC IP68 HP 24B A	1120040000



**Counter-frame**



Deployment	Type	Order No.
Counter-frame	HDC IP68 24B HP FRAME	1282820000



**Cover for base**



Deployment	Type	Order No.
	HDC IP68 24B COVER CS	1324500000



RockStar® HighPower 250 A

Housing

Mounting cover



Deployment	Cable entry	Number	Size	Type	Order No.
Cover				HDC IP68 24B MD	1119950000
Cover	w. threading	3	M 40	HDC IP68 24B MD 3M40	1119970000
Cover	w. threading	3	M 32	HDC IP68 24B MD 3M32	1119980000
Cover	w. threading	3	M 25	HDC IP68 24B MD 3M25	1079910000
Cover	w. threading	2	M 40	HDC IP68 24B MD 2M40	1119990000
Cover	w. threading	2	M 32	HDC IP68 24B MD 2M32	1120000000
Cover	w. threading	4	M 25	HDC IP68 24B MD 4M25 T1	1160450000
Cover	w. threading	2	M 25	HDC IP68 24B MD 2M25	1120010000
Cover	w. threading	4	M 25	HDC IP68 24B MD 4M25 T2	1220860000
Cover	w. threading	1	M 50	HDC IP68 HP 24B 1M50	2451460000
Cover	w. threading	1	M 63	HDC IP68 HP 24B 1M63	2473940000

**Note** Because of the asymmetric arrangement of the four threaded holes, the T1 version must be used on one side and the T2 version must be used on the other side.

Accessories

Mounting frame



Size	Number of poles	Type	Order No.
3	1	HDC 06B HP250 MPL1	1103680000
8	2	HDC 24B HP250 MPL2 TYP1	1103690000
8	2	HDC 24B HP250 MPL2 TYP2	1103740000
8	3	HDC 24B HP250 MPL3 TYP1	1079640000
8	3	HDC 24B HP250 MPL3 TYP2	1103750000
8	4	HDC 24B HP250 MPL4 TYP1	1160430000
8	4	HDC 24B HP250 MPL4 TYP2	1160440000
8	4	HDC 24B HP250 MPL4PE T1	1212890000
8	4	HDC 24B HP250 MPL4PE T2	1212910000

**Note** TYP1 = Female, TYP 2 = Male

Mounting frame set



Size	Number of poles	Type	Order No.
8	3	HDC HP 250 SSF B0 SET	2008220000
8	3	HDC HP 250 SSM B0 SET	2008210000

**Note** Low resistance current transmission

EMC shield connection



Deployment	Type	Order No.
	VGM25-MS68 EMC 11-20SET	1463720000
	VGM32-MS68 EMC 15-25SET	1463730000
	VGM40-MS68 EMC 20-32SET	2457660000
	VGM40L-MS68EMC 20-32SET	2498320000

**Note** Installation specifications and tightening torques can be found in the installation instructions. For further information please use our online catalogue: [catalog.weidmueller.com](http://catalog.weidmueller.com).

Mounting tool



Deployment	Type	Order No.
	HDC FBS TOOL 13-50	8000015137

**Note** Spring band clamp installation tool for HighPower shield connections

Touch-safe protection set



Deployment	Type	Order No.
	HDC HP 250 SHOCKPROTEC	1120130000

**Note** For use with HighPower 250 A female contacts

RockStar® HighPower 250 A

Accessories

Signal contact carrier



Deployment	Type	Order No.
Pin	HDC HP 250 M CM3	1415410000
Female	HDC HP 250 F CM3	1415420000

**Note** The CM3 crimp contacts have to be ordered separately.

Cable glands



Thread	Material	Cable diameter	Type	Order No.
M 25	Stainless steel 1.4305 (303)	11...20 mm	VGM25-SS68 11-20 BG	1193570000
M 32	Stainless steel 1.4305 (303)	15...25 mm	VGM32-SS68 15-25 BG	1193580000
M 40	Stainless steel 1.4305 (303)	20...32 mm	VGM40-SS68 20-32 BG	1193590000
M 25	Brass, nickel-plated	11...20 mm	VGM25-MS68 11-20 BG	1193600000
M 32	Brass, nickel-plated	15...25 mm	VGM32-MS68 15-25 BG	1193610000
M 40	Brass, nickel-plated	20...32 mm	VGM40-MS68 20-32 BG	1193620000

**Note** When using mounting covers with 3 X M 40 cable input threads, the elongated version must be used for the cable gland in the middle. Installation specifications and tightening torques can be found in the installation instructions. For further information please use our online catalogue: [catalog.weidmueller.com](http://catalog.weidmueller.com)

Cable glands, elongated version



Thread	Material	Cable diameter	Type	Order No.
M 40	Stainless steel 1.4305 (303)	20...32 mm	VGM40/1-SS68 20-32 BG	1205920000
M 40	Brass, nickel-plated	20...32 mm	VGM40/1-MS68 20-32 BG	1205890000

H

Crimping tools

EPG 45 hydraulic battery crimping tool



Type	Order No.
EPG 45	1500830000

Hexagonal crimp inserts for EPG 45



Code no.	CU mm <sup>2</sup>	Crimping width	Type	Order No.
5	6	7	ES EPG 45 HEX 6	1500930000
6/16	10/70	7/5	ES EPG 45 HEX 10/70	1500940000
8/12	16/35	12/5	ES EPG 45 HEX 16/35	1500950000
10/14	25/50	12/5	ES EPG 45 HEX 25/50	1500970000
18	95	5	ES EPG 45 HEX 95	1500980000
20	120	5	ES EPG 45 HEX 120	1500990000
22	150	5	ES EPG 45 HEX 150	1994540000

## RockStar® HighPower 250 A

## Crimping tools

## APG 80 hydraulic battery crimping tool



Type	Order No.
APG 80	1502390000

## Hexagonal crimp inserts for APG 80



Code no.	CU mm <sup>2</sup>	Crimping width	Type	Order No.
5	6	7	ES APG 80 HEX 6	1502600000
6	10	7	ES APG 80 HEX 10	1502620000
8	16	12	ES APG 80 HEX 16	1502630000
10	25	12	ES APG 80 HEX 25	1502640000
12	35	12	ES APG 80 HEX 35	1502650000
14	50	12	ES APG 80 HEX 50	1502670000
16	70	12	ES APG 80 HEX 70	1502680000
18	95	10	ES APG 80 HEX 95	1502690000
20	120	10	ES APG 80 HEX 120	1502700000
22	150	5	ES APG 80 HEX 150	1502720000
25	185	5	ES APG 80 HEX 185	1502730000
28	240	5	ES APG 80 HEX 240	1502740000
32	300	7	ES APG 80 HEX 300	1502750000

# HighPower 550 A

RockStar® HighPower is designed to meet the strict standards set by DIN EN 61373 Cat. 2 (pivot mounting). The coordinated connector components provide you with a fail-safe and maintenance-free power transmission solution: in this case up to 550 A / 4,000 V.




## Technical data

HighPower 550 A series	
Standards	DIN EN 50124-1 In compliance with DIN EN 61984 DIN EN 50155 DIN EN 61373 KAT 2 (Pivot mounting)
Number of contacts	1-, 2-, 3 poles
Wire connection method	Crimp
Rated current	550 A
Rated insulation voltage (highest permitted operating voltage)	
AC wire - wire	4,000 V (4,800 V)*
AC wire - earthed housing	3,000 V
DC wire - wire	4,000 V (4,800 V)*
DC wire - earthed housing	3,000 V
Rated impulse voltage	
Wire - wire	25 kV
Wire - earthed housing	15 kV
Surge voltage category	OV 3
Pollution severity degree	PD 2 (PD 3) <sup>1</sup>
Material	
Insulating body	PA 66 glass-fibre reinforced
Contact	Copper alloy, silver plated
Flammability	
According to UL 94	V-0
According to NFF 16-101 / NFF 16-102	I3 F2
DIN 5510 Part 2	V-0
Insulation resistance	10 <sup>10</sup> Ω
Temperature range	-50 °C to +120 °C
HDC IP68 HP 248 series	
Protection degree according to DIN EN 60529	IP68 when interlocked
Colour	RAL 9005 (black)
Surface finish	Powder coating
Locking element	
Screw interlock	M8
Material	Stainless steel, rust-proof
Torque	11 Nm
Housing seal	Silicone rubber
Temperature range	-50 °C to +120 °C
Material	
Housing	Die-cast aluminium alloy, corrosion resistant
Mounting bracket	Stainless steel, rust-proof
Accessories	
Material	
Assembly frame	Stainless steel, rust-proof
Shield clamp	Sheet steel, galvanized
Touch-safe protection	PA66
Colour	
Assembly frame	Natural
Shield clamp	Natural
Touch-safe protection	Orange
Cable gland	
Material	
Cable gland	Optional as nickel-plated brass or stainless steel
Seal insert	TPE
Temperature range	-40 °C to +130 °C
Class of protection	IP68
<b>Note:</b>	
*4,800 V, depending on the application	
<sup>1</sup> The contacts are protected against contamination and condensation within the HDC housing.	
The completely assembled connector can be used at pollution degree PD 3.	



## Overview

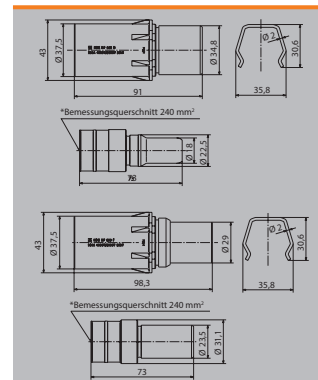
	Size	Rated voltage	Rated current	No. of poles	Tension clamp connection	TOP connection	Screw conn. with wire guard spring	Crimp connection	PUSH IN connection	Page
	8	4,000 V	550 A	1 - 3				•		H.12

**Crimp contacts**

**Crimp contact**



Conductor cross-section	Pin Type	Order No.	Female Type	Order No.
25 mm <sup>2</sup>	HDC HP 550 M 25	1220580000	HDC HP 550 F 25	1220570000
50 mm <sup>2</sup>	HDC HP 550 M 50	1157800000	HDC HP 550 F 50	1177100000
70 mm <sup>2</sup>	HDC HP 550 M 70	1268810000	HDC HP 550 F 70	1268820000
95 mm <sup>2</sup>	HDC HP 550 M 95	1079790000	HDC HP 550 F 95	1079810000
120 mm <sup>2</sup>	HDC HP 550 M 120	1079780000	HDC HP 550 F 120	1079820000
150 mm <sup>2</sup>	HDC HP 550 M 150	1119110000	HDC HP 550 F 150	1079830000
185 mm <sup>2</sup>	HDC HP 550 M 185	1120580000	HDC HP 550 F 185	1079840000
240 mm <sup>2</sup>	HDC HP 550 M 240	1120590000	HDC HP 550 F 240	1120600000

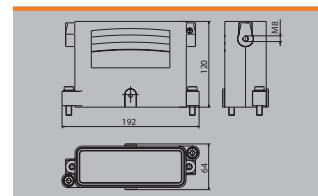


**Housing**

**Plug housing**



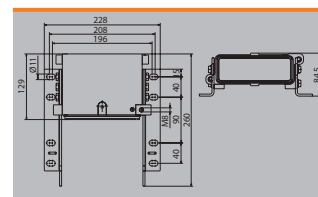
Deployment	Type	Order No.
Plug	HDC IP68 HP 24B T0	1079930000



**Base housing**



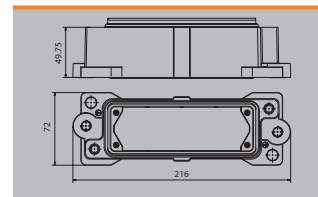
Deployment	Type	Order No.
Base housing	HDC IP68 HP 24B AS S	1079920000



**Bulkhead housing**



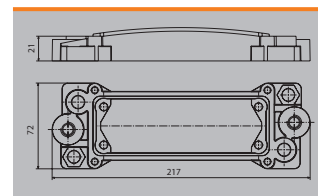
Deployment	Type	Order No.
Bulkhead (feed-through)	HDC IP68 HP 24B A	1120040000



**Counter-frame**



Deployment	Type	Order No.
Counter-frame	HDC IP68 24B HP FRAME	1282820000



**Cover for base**



Deployment	Type	Order No.
Cover for base	HDC IP68 24B COVER CS	1324500000



RockStar® HighPower 550 A

Housing

Mounting cover



Deployment	Cable entry	Number	Size	Type	Order No.
Cover				HDC IP68 24B MD	1119950000
Cover	w. threading	3	M 40	HDC IP68 24B MD 3M40	1119970000
Cover	w. threading	3	M 32	HDC IP68 24B MD 3M32	1119980000
Cover	w. threading	3	M 25	HDC IP68 24B MD 3M25	1079910000
Cover	w. threading	2	M 40	HDC IP68 24B MD 2M40	1119990000
Cover	w. threading	2	M 32	HDC IP68 24B MD 2M32	1120000000
Cover	w. threading	2	M 25	HDC IP68 24B MD 2M25	1120010000
Cover	w. threading	1	M 50	HDC IP68 HP 24B 1M50	2451460000
Cover	w. threading	1	M 63	HDC IP68 HP 24B 1M63	2473940000

Hinweis

Accessories

Mounting frame



Size	Number of poles	Type	Order No.
8	2	HDC 24B HP550 MPL2 TYP1	1103710000
8	2	HDC 24B HP550 MPL2 TYP2	1103770000
8	3	HDC 24B HP550 MPL3 TYP1	1103720000
8	3	HDC 24B HP550 MPL3 TYP2	1103780000

Note TYP1 = Female, TYP2 = Male

Mounting frame set



Size	Number of poles	Type	Order No.
8	3	HDC HP 550 SSM SET	1987920000
8	3	HDC HP 550 SSF SET	1987950000

Note Low resistance screen transmission

EMC shield connection



Deployment	Type	Order No.
	VGM25-MS68 EMC 11-20SET	1463720000
	VGM32-MS68 EMC 15-25SET	1463730000
	VGM40-MS68 EMC 20-32SET	2457660000
	VGM40L-MS68EMC 20-32SET	2498320000

Note Installation specifications and tightening torques can be found in the installation instructions. For further information please use our online catalogue: [catalog.weidmueller.com](http://catalog.weidmueller.com).

Mounting tool



Deployment	Type	Order No.
	HDC FBS TOOL 13-50	8000015137

Note Spring band clamp installation tool for HighPower shield connections

Touch-safe protection set



Deployment	Type	Order No.
	HDC HP 550 SHOCKPROTEC	1120140000

Note For use with HighPower 550 A female contacts

RockStar® HighPower 550 A

Accessories

Coding pin



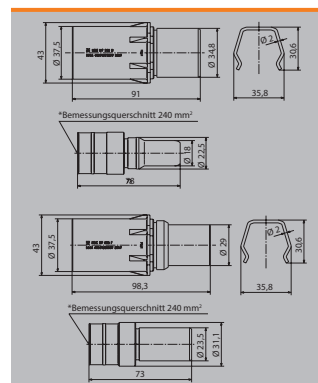
Deployment	Type	Order No.
	HDC HP CODING SYSTEM	<b>1160780000</b>

Crimp contacts

Crimp contact



Conductor cross-section	Pin Type	Order No.	Female Type	Order No.
25 mm <sup>2</sup>	HDC HP 550 M 25	<b>1220580000</b>	HDC HP 550 F 25	<b>1220570000</b>
50 mm <sup>2</sup>	HDC HP 550 M 50	<b>1157800000</b>	HDC HP 550 F 50	<b>1177100000</b>
70 mm <sup>2</sup>	HDC HP 550 M 70	<b>1268810000</b>	HDC HP 550 F 70	<b>1268820000</b>
95 mm <sup>2</sup>	HDC HP 550 M 95	<b>1079790000</b>	HDC HP 550 F 95	<b>1079810000</b>
120 mm <sup>2</sup>	HDC HP 550 M 120	<b>1079780000</b>	HDC HP 550 F 120	<b>1079820000</b>
150 mm <sup>2</sup>	HDC HP 550 M 150	<b>1119110000</b>	HDC HP 550 F 150	<b>1079830000</b>
185 mm <sup>2</sup>	HDC HP 550 M 185	<b>1120580000</b>	HDC HP 550 F 185	<b>1079840000</b>
240 mm <sup>2</sup>	HDC HP 550 M 240	<b>1120590000</b>	HDC HP 550 F 240	<b>1120600000</b>

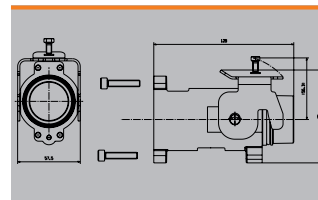


Housing

Plug housing



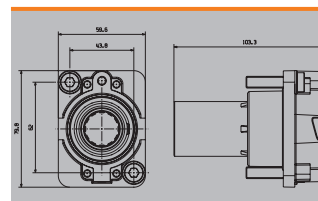
Deployment	Type	Order No.
	HDC HP550 STGH CR 1P	<b>2568600000</b>



Bulkhead housing



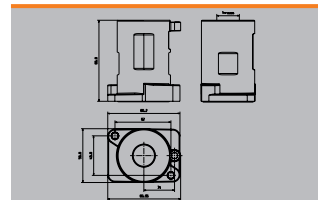
Deployment	Type	Order No.
	HDC HP550 ABGH CR 1P	<b>2568530000</b>



Backpanel



Deployment	Type	Order No.
	HDC HP550 ABGR CR 1P M20	<b>2599940000</b>
	HDC HP550 ABGR CR 1P M25	<b>2599930000</b>
	HDC HP550 ABGR CR 1P M32	<b>2599920000</b>
	HDC HP550 ABGR CR 1P M40	<b>2599910000</b>
	HDC HP550 ABGR CR 1P PG36	<b>2568560000</b>



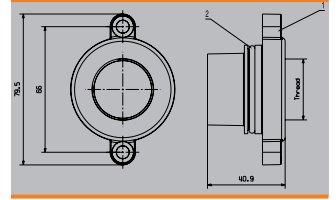
RockStar® HighPower 550 A

Housing

Threaded cover / cable inlet adapter



Deployment	Cable entry	Number	Size	Type	Order No.
				HDC HP550 GHDE CR 1P M20	2599840000
				HDC HP550 GHDE CR 1P M25	2599810000
				HDC HP550 GHDE CR 1P M32	2599790000
				HDC HP550 GHDE CR 1P M40	2599770000
				HDC HP550 GHDE CR 1P PG36	2568630000



Touch-safe protection set



Deployment	Type	Order No.
	HDC HP 550 SHOCKPROTEC	1120140000

**Note** For use with HighPower 550 A female contacts



Accessories

Cable gland



Thread	Material	Cable diameter	Type	Order No.
M 25	Stainless steel 1.4305 (303)	11...20 mm	VGM25-SS68 11-20 BG	1193570000
M 32	Stainless steel 1.4305 (303)	15...25 mm	VGM32-SS68 15-25 BG	1193580000
M 40	Stainless steel 1.4305 (303)	20...32 mm	VGM40-SS68 20-32 BG	1193590000
M 25	Brass, nickel-plated	11...20 mm	VGM25-MS68 11-20 BG	1193600000
M 32	Brass, nickel-plated	15...25 mm	VGM32-MS68 15-25 BG	1193610000
M 40	Brass, nickel-plated	20...32 mm	VGM40-MS68 20-32 BG	1193620000

**Note** When using mounting covers with 3 X M 40 cable input threads, the elongated version must be used for the cable gland in the middle.  
Installation specifications and tightening torques can be found in the installation instructions.  
For further information please use our online catalogue: [catalog.weidmueller.com](http://catalog.weidmueller.com)

Crimping tools

EPG 45 hydraulic battery crimping tool



Type	Order No.
EPG 45	1500830000

Hexagonal crimp inserts for EPG 45



Code no.	CU mm <sup>2</sup>	Crimping width	Type	Order No.
5	6	7	ES EPG 45 HEX 6	1500930000
6/16	10/70	7/5	ES EPG 45 HEX 10/70	1500940000
8/12	16/35	12/5	ES EPG 45 HEX 16/35	1500950000
10/14	25/50	12/5	ES EPG 45 HEX 25/50	1500970000
18	95	5	ES EPG 45 HEX 95	1500980000
20	120	5	ES EPG 45 HEX 120	1500990000
22	150	5	ES EPG 45 HEX 150	1994540000

APG 80 hydraulic battery crimping tool



Type	Order No.
APG 80	1502390000

Hexagonal crimp inserts for APG 80



Code no.	CU mm <sup>2</sup>	Crimping width	Type	Order No.
5	6	7	ES APG 80 HEX 6	1502600000
6	10	7	ES APG 80 HEX 10	1502620000
8	16	12	ES APG 80 HEX 16	1502630000
10	25	12	ES APG 80 HEX 25	1502640000
12	35	12	ES APG 80 HEX 35	1502650000
14	50	12	ES APG 80 HEX 50	1502670000
16	70	12	ES APG 80 HEX 70	1502680000
18	95	10	ES APG 80 HEX 95	1502690000
20	120	10	ES APG 80 HEX 120	1502700000
22	150	5	ES APG 80 HEX 150	1502720000
25	185	5	ES APG 80 HEX 185	1502730000
28	240	5	ES APG 80 HEX 240	1502740000
32	300	7	ES APG 80 HEX 300	1502750000

# RockStar® Kits


<b>RockStar® Kits</b>	<b>Introduction</b>	1.2
	<b>RockStar® Kits with HA inserts</b>	1.4
	400 V	
	16 A	
	3 - 4 poles	
	<b>RockStar® Kits with HE inserts</b>	1.8
	500 V	
	16 A	
	6 - 48 poles	
	<b>RockStar® Kits with HSB inserts</b>	1.28
	400 V	
	35 A	
	6 poles	

## RockStar® Kits

RockStar® kits are sets consisting of all components necessary for assembling a heavy-duty connector. The kit includes the male and female inserts, the plug housing, the bulkhead housing and the cable gland.

### The benefits for you:

- Easy to purchase – only one ordered part for all items
- Easy to use – just one package with no individual parts
- Wide variety – we'll put together a customised kit for whichever components you need.



### Easy to choose

All components at a single glance – each matched to the required number of poles, size and wire connection method






**Easy to stock**

Only one package is needed for the complete connector. The RockStar® kits simplify your logistics.

**Easy to install**

You only need a screwdriver to install the connector in the field.



400 V, 16 A, Size 1

Metric versions



Type	Order No.
HDC-KIT-HA 03.300 M	1802470000

Part	Type	Order No.
Socket connector	HDC HA 3 FS	1498200000
Plug	HDC HA 3 MS	1498100000
Bulkhead (feed-through)	HDC 04A ALU	1497600000
Plug housing	HDC 04A TOLU 1M20G	1788820000
Cable glands	VG M20 - MS 68	1772220000

Metal housing



Type	Order No.
HDC-KIT-HA 03.301 M	1802460000

Part	Type	Order No.
Socket connector	HDC HA 3 FS	1498200000
Plug	HDC HA 3 MS	1498100000
Bulkhead (feed-through)	HDC 07A ALU	1652410000
Plug housing	HDC 07A TOLU 1M20G	1788520000
Cable glands	VG M20-1/K68	1772300000

Plastic housing



Type	Order No.
HDC-KIT-HA 03.302 M	1802450000

Part	Type	Order No.
Socket connector	HDC HA 3 FS	1498200000
Plug	HDC HA 3 MS	1498100000
Bulkhead (feed-through)	HDC 04A AWLU	1497700000
Plug housing	HDC 04A TOLU 1M20G	1788820000
Cable glands	VG M20 - MS 68	1772220000

Metal housing

400 V, 16 A, Size 1

PG versions



Type	Order No.
HDC-KIT-HA 03.300	1712560000

Part	Type	Order No.
Socket connector	HDC HA 3 FS	1498200000
Plug	HDC HA 3 MS	1498100000
Bulkhead (feed-through)	HDC 04A ALU	1497600000
Plug housing	HDC 04A TOLU 1PG11G	1652470000
Cable glands	VG 11-MS68	1569080000

Metal housing



Type	Order No.
HDC-KIT-HA 03.301	1712570000

Part	Type	Order No.
Socket connector	HDC HA 3 FS	1498200000
Plug	HDC HA 3 MS	1498100000
Bulkhead (feed-through)	HDC 07A ALU	1652410000
Plug housing	HDC 07A TOLU 1PG11G	1652380000
Cable glands	VG 11-K68	1568990000

Plastic housing



Type	Order No.
HDC-KIT-HA 03.302	1712580000

Part	Type	Order No.
Socket connector	HDC HA 3 FS	1498200000
Plug	HDC HA 3 MS	1498100000
Bulkhead (feed-through)	HDC 04A AWLU	1497700000
Plug housing	HDC 04A TOLU 1PG11G	1652470000
Cable glands	VG 11-MS68	1569080000

Metal housing



Type	Order No.
HDC-KIT-HA 03.404	1712630000

Part	Type	Order No.
Socket connector	HDC HA 3 FS	1498200000
Plug	HDC HA 3 MS	1498100000
Bulkhead (feed-through)	HDC 07A AWLU	1652420000
Plug housing	HDC 07A TOLU 1PG11G	1652380000
Cable glands	VG 11-K68	1568990000

Plastic housing

400 V, 16 A, Size 1

Metric versions



Type	Order No.
HDC-KIT-HA 04.400 M	1802440000

Part	Type	Order No.
Socket connector	HDC HA 4 FS	1498400000
Plug	HDC HA 4 MS	1498300000
Bulkhead (feed-through)	HDC 04A ALU	1497600000
Plug housing	HDC 04A TOLU 1M20G	1788820000
Cable glands	VG M20 - MS 68	1772200000

Metal housing



Type	Order No.
HDC-KIT-HA 04.401 M	1802430000

Part	Type	Order No.
Socket connector	HDC HA 4 FS	1498400000
Plug	HDC HA 4 MS	1498300000
Bulkhead (feed-through)	HDC 07A ALU	1652410000
Plug housing	HDC 07A TOLU 1M20G	1788520000
Cable glands	VG M20-1/K68	1772300000

Plastic housing



Type	Order No.
HDC KIT HA 04.402 M	1802700000

Part	Type	Order No.
Socket connector	HDC HA 4 FS	1498400000
Plug	HDC HA 4 MS	1498300000
Bulkhead (feed-through)	HDC 04A AWLU	1497700000
Plug housing	HDC 04A TOLU 1M20G	1788820000
Cable glands	VG M20 - MS 68	1772200000

Metal housing



Type	Order No.
HDC KIT HA 04.406 M	1802720000

Part	Type	Order No.
Socket connector	HDC HA 4 FS	1498400000
Plug	HDC HA 4 MS	1498300000
Bulkhead (feed-through)	HDC 07A AWLU	1652420000
Plug housing	HDC 07A TOLU 1M20G	1788520000
Cable glands	VG M20-1/K68	1772300000

Plastic housing

400 V, 16 A, Size 1

PG versions



Type	Order No.
HDC-KIT-HA 04.400	1712590000

Part	Type	Order No.
Socket connector	HDC HA 4 FS	1498400000
Plug	HDC HA 4 MS	1498300000
Bulkhead (feed-through)	HDC 04A ALU	1497600000
Plug housing	HDC 04A TOLU 1PG11G	1652470000
Cable glands	VG 11-MS68	1569080000

Metal housing



Type	Order No.
HDC-KIT-HA 04.401	1712600000

Part	Type	Order No.
Socket connector	HDC HA 4 FS	1498400000
Plug	HDC HA 4 MS	1498300000
Bulkhead (feed-through)	HDC 07A ALU	1652410000
Plug housing	HDC 07A TOLU 1PG11G	1652380000
Cable glands	VG 11-K68	1568990000

Plastic housing



Type	Order No.
HDC-KIT-HA 04.402	1712610000

Part	Type	Order No.
Socket connector	HDC HA 4 FS	1498400000
Plug	HDC HA 4 MS	1498300000
Bulkhead (feed-through)	HDC 04A AWLU	1497700000
Plug housing	HDC 04A TOLU 1PG11G	1652470000
Cable glands	VG 11-MS68	1569080000

Metal housing



Type	Order No.
HDC-KIT-HA 04.406	1712650000

Part	Type	Order No.
Socket connector	HDC HA 4 FS	1498400000
Plug	HDC HA 4 MS	1498300000
Bulkhead (feed-through)	HDC 07A AWLU	1652420000
Plug housing	HDC 07A TOLU 1PG11G	1652380000
Cable glands	VG 11-K68	1568990000

Plastic housing

500 V, 24 A, Size 3

Metric versions



Type	Order No.
HDC KIT HE 06.100 M	1802730000

Part	Type	Order No.
Socket connector	HDC HE 6 FS	1200200000
Plug	HDC HE 6 MS	1200000000
Bulkhead (feed-through)	HDC 06B ALU	1202100000
Plug housing	HDC 06B TSLU 1M20G	1788100000
Cable glands	VG M20 - MS 68	1772200000

Metal housing



Type	Order No.
HDC KIT HE 06.101 M	1802740000

Part	Type	Order No.
Socket connector	HDC HE 6 FS	1200200000
Plug	HDC HE 6 MS	1200000000
Bulkhead (feed-through)	HDC 06B ALU	1202100000
Plug housing	HDC 06B TOLU 1M20G	1788120000
Cable glands	VG M20 - MS 68	1772200000

Metal housing

500 V, 24 A, Size 3

PG versions



Type	Order No.
HDC-KIT-HE 06.100	1712460000

Part	Type	Order No.
Socket connector	HDC HE 6 FS	1200200000
Plug	HDC HE 6 MS	1200000000
Bulkhead (feed-through)	HDC 06B ALU	1202100000
Plug housing	HDC 06B TSLU 1PG16G	1652520000
Cable glands	VG 16-MS68	1569100000

Metal housing



Type	Order No.
HDC-KIT-HE 06.101	1712660000

Part	Type	Order No.
Socket connector	HDC HE 6 FS	1200200000
Plug	HDC HE 6 MS	1200000000
Bulkhead (feed-through)	HDC 06B ALU	1202100000
Plug housing	HDC 06B TOLU 1PG16G	1652640000
Cable glands	VG 16-MS68	1569100000

Metal housing

500 V, 24 A, Size 3

metric versions



Type	Order No.
HDC KIT HE-P 06.10 M	1027650000

Part	Type	Order No.
Socket connector	HDC HE 6 FP	1873520000
Plug	HDC HE 6 MP	1873530000
Bulkhead (feed-through)	HDC 06B ALU	1202100000
Plug housing	HDC 06B TSLU 1M20G	1788100000
Cable glands	VG M20 - MS 68	1772220000

Metal housings



Type	Order No.
HDC KIT HE-P 06.11 M	1061720000


Part	Type	Order No.
Socket connector	HDC HE 6 FP	1873520000
Plug	HDC HE 6 MP	1873530000
Bulkhead (feed-through)	HDC 06B ALU	1202100000
Plug housing	HDC 06B TOLU 1M20G	1788120000
Cable glands	VG M20 - MS 68	1772220000

Metal housings



500 V, 24 A, Size 3


PG versions



Type	Order No.
HDC KIT HE-P 06.10	1027660000

Part	Type	Order No.
Socket connector	HDC HE 6 FP	1873520000
Plug	HDC HE 6 MP	1873530000
Bulkhead (feed-through)	HDC 06B ALU	1202100000
Plug housing	HDC 06B TSLU 1PG16G	1652520000
Cable glands	VG 16-MS68	1569100000

Metal housings



Type	Order No.
HDC KIT HE-P 06.11	1061710000

Part	Type	Order No.
Socket connector	HDC HE 6 FP	1873520000
Plug	HDC HE 6 MP	1873530000
Bulkhead (feed-through)	HDC 06B ALU	1202100000
Plug housing	HDC 06B TOLU 1PG16G	1652640000
Cable glands	VG 16-MS68	1569100000

Metal housings

500 V, 16 A, Size 4

Metric versions



Type	Order No.
HDC-KIT-HE 10.110 M	1802420000

Part	Type	Order No.
Socket connector	HDC HE 10 FS	1204100000
Plug	HDC HE 10 MS	1203900000
Bulkhead (feed-through)	HDC 10B ABU	1205000000
Plug housing	HDC 10B TSBU 1M25G	1787550000
Cable glands	VG M25 - MS 68	1772230000

Metal housing



Type	Order No.
HDC-KIT-HE 10.111 M	1802410000

Part	Type	Order No.
Socket connector	HDC HE 10 FS	1204100000
Plug	HDC HE 10 MS	1203900000
Bulkhead (feed-through)	HDC 10B ABU	1205000000
Plug housing	HDC 10B TOBU 1M25G	1787590000
Cable glands	VG M25 - MS 68	1772230000

Metal housing

500 V, 16 A, Size 4

PG versions



Type	Order No.
HDC-KIT-HE 10.110	1712510000

Part	Type	Order No.
Socket connector	HDC HE 10 FS	1204100000
Plug	HDC HE 10 MS	1203900000
Bulkhead (feed-through)	HDC 10B ABU	1205000000
Plug housing	HDC 10B TSBU 1PG16G	1654070000
Cable glands	VG 16-MS68	1569100000

Metal housing




Type	Order No.
HDC-KIT-HE 10.111	1712670000

Part	Type	Order No.
Socket connector	HDC HE 10 FS	1204100000
Plug	HDC HE 10 MS	1203900000
Bulkhead (feed-through)	HDC 10B ABU	1205000000
Plug housing	HDC 10B TOBU 1PG16G	1654220000
Cable glands	VG 16-MS68	1569100000

Metal housing

500 V, 16 A, Size 4

Metric versions



Type	Order No.
HDC KIT HE-P 10.110 M	1027670000

Part	Type	Order No.
Socket connector	HDC HE 10 FP	1873540000
Plug	HDC HE 10 MP	1873550000
Bulkhead (feed-through)	HDC 10B ABU	1205000000
Plug housing	HDC 10B TSBU 1M25G	1787550000
Cable glands	VG M25 - MS 68	1772230000

Metal housings



Type	Order No.
HDC KIT HE-P 10.111 M	1061740000

Part	Type	Order No.
Socket connector	HDC HE 10 FP	1873540000
Plug	HDC HE 10 MP	1873550000
Bulkhead (feed-through)	HDC 10B ABU	1205000000
Plug housing	HDC 10B TOBU 1M25G	1787590000
Cable glands	VG M25 - MS 68	1772230000

Metal housings

500 V, 16 A, Size 4


PG versions



Type	Order No.
HDC KIT HE-P 10.110	1027680000

Part	Type	Order No.
Socket connector	HDC HE 10 FP	1873540000
Plug	HDC HE 10 MP	1873550000
Bulkhead (feed-through)	HDC 10B ABU	1205000000
Plug housing	HDC 10B TSBU 1PG16G	1654070000
Cable glands	VG 16-MS68	1569100000

Metal housings



Type	Order No.
HDC KIT HE-P 10.111	1061730000

Part	Type	Order No.
Socket connector	HDC HE 10 FP	1873540000
Plug	HDC HE 10 MP	1873550000
Bulkhead (feed-through)	HDC 10B ABU	1205000000
Plug housing	HDC 10B TOBU 1PG16G	1654220000
Cable glands	VG 16-MS68	1569100000

Metal housings

500 V, 16 A, Size 6

Metric versions



Type	Order No.
HDC-KIT-HE 16.120 M	180240000

Part	Type	Order No.
Socket connector	HDC HE 16 FS	1207700000
Plug	HDC HE 16 MS	1207500000
Bulkhead (feed-through)	HDC 16B ABU	1208600000
Plug housing	HDC 16B TSBU 1M25G	1788180000
Cable glands	VG M25 - MS 68	1772230000

Metal housing



Type	Order No.
HDC-KIT-HE 16.121 M	1802390000

Part	Type	Order No.
Socket connector	HDC HE 16 FS	1207700000
Plug	HDC HE 16 MS	1207500000
Bulkhead (feed-through)	HDC 16B ABU	1208600000
Plug housing	HDC 16B TOBU 1M25G	1788210000
Cable glands	VG M25 - MS 68	1772230000

Metal housing

500 V, 16 A, Size 6

PG versions



Type	Order No.
HDC-KIT-HE 16.120	1712520000

Part	Type	Order No.
Socket connector	HDC HE 16 FS	1207700000
Plug	HDC HE 16 MS	1207500000
Bulkhead (feed-through)	HDC 16B ABU	1208600000
Plug housing	HDC 16B TSBU 1PG21G	1656480000
Cable glands	VG 21-MS68	1569110000

Metal housing




Type	Order No.
HDC-KIT-HE 16.121	1712680000

Part	Type	Order No.
Socket connector	HDC HE 16 FS	1207700000
Plug	HDC HE 16 MS	1207500000
Bulkhead (feed-through)	HDC 16B ABU	1208600000
Plug housing	HDC 16B TOBU 1PG21G	1656590000
Cable glands	VG 21-MS68	1569110000

Metal housing

500 V, 16 A, Size 6

Metric versions



Type	Order No.
HDC KIT HE-P 16.120 M	1027690000

Part	Type	Order No.
Socket connector	HDC HE 16 FP	1873560000
Plug	HDC HE 16 MP	1873570000
Bulkhead (feed-through)	HDC 16B ABU	1208600000
Plug housing	HDC 16B TSBU 1M25G	1788180000
Cable glands	VG M25 - MS 68	1772230000

Metal housings



Type	Order No.
HDC KIT HE-P 16.121 M	1061770000

Part	Type	Order No.
Socket connector	HDC HE 16 FP	1873560000
Plug	HDC HE 16 MP	1873570000
Bulkhead (feed-through)	HDC 16B ABU	1208600000
Plug housing	HDC 16B TOBU 1M25G	1788210000
Cable glands	VG M25 - MS 68	1772230000

Metal housings



500 V, 16 A, Size 6

PG versions



Type	Order No.
HDC KIT HE-P 16.120	1027640000

Part	Type	Order No.
Socket connector	HDC HE 16 FP	1873560000
Plug	HDC HE 16 MP	1873570000
Bulkhead (feed-through)	HDC 16B ABU	1208600000
Plug housing	HDC 16B TSBU 1PG21G	1656480000
Cable glands	VG 21-MS68	1569110000

Metal housings



Type	Order No.
HDC KIT HE-P 16.121	1061750000

Part	Type	Order No.
Socket connector	HDC HE 16 FP	1873560000
Plug	HDC HE 16 MP	1873570000
Bulkhead (feed-through)	HDC 16B ABU	1208600000
Plug housing	HDC 16B TOBU 1PG21G	1656590000
Cable glands	VG 21-MS68	1569110000

Metal housings

500 V, 16 A, Size 8

Metric versions



Type	Order No.
HDC-KIT-HE 24.130 M	1802380000

Part	Type	Order No.
Socket connector	HDC HE 24 FS	1211300000
Plug	HDC HE 24 MS	1211100000
Bulkhead (feed-through)	HDC 24B ABU	1212400000
Plug housing	HDC 24B TSBU 1M32G	1787750000
Cable glands	VG M32 - MS 68	1772240000

Metal housing



Type	Order No.
HDC-KIT-HE 24.131 M	1802480000

Part	Type	Order No.
Socket connector	HDC HE 24 FS	1211300000
Plug	HDC HE 24 MS	1211100000
Bulkhead (feed-through)	HDC 24B ABU	1212400000
Plug housing	HDC 24B TOBU 1M32G	1787810000
Cable glands	VG M32 - MS 68	1772240000

Metal housing

500 V, 16 A, Size 8

PG versions



Type	Order No.
HDC-KIT-HE 24.130	1712530000

Part	Type	Order No.
Socket connector	HDC HE 24 FS	1211300000
Plug	HDC HE 24 MS	1211100000
Bulkhead (feed-through)	HDC 24B ABU	1212400000
Plug housing	HDC 24B TSBU 1PG21G	1661230000
Cable glands	VG 21-MS68	1569110000

Metal housing



Type	Order No.
HDC-KIT-HE 24.131	1712690000

Part	Type	Order No.
Socket connector	HDC HE 24 FS	1211300000
Plug	HDC HE 24 MS	1211100000
Bulkhead (feed-through)	HDC 24B ABU	1212400000
Plug housing	HDC 24B TOBU 1PG21G	1661370000
Cable glands	VG 21-MS68	1569110000

Metal housing

500 V, 16 A, Size 8

Metric versions



Type	Order No.
HDC KIT HE-P 24.130 M	1061790000

Part	Type	Order No.
Socket connector	HDC HE 24 FP	1873580000
Plug	HDC HE 24 MP	1873590000
Bulkhead (feed-through)	HDC 24B ABU	1212400000
Plug housing	HDC 24B TSBU 1M32G	1787750000
Cable glands	VG M32 - MS 68	1772240000

Metal housings



Type	Order No.
HDC KIT HE-P 24.131 M	1061700000

Part	Type	Order No.
Socket connector	HDC HE 24 FP	1873580000
Plug	HDC HE 24 MP	1873590000
Bulkhead (feed-through)	HDC 24B ABU	1212400000
Plug housing	HDC 24B TOBU 1M32G	1787810000
Cable glands	VG M32 - MS 68	1772240000

Metal housings

500 V, 16 A, Size 8

PG versions



Type	Order No.
HDC KIT HE-P 24.130	1061780000

Part	Type	Order No.
Socket connector	HDC HE 24 FP	1873580000
Plug	HDC HE 24 MP	1873590000
Bulkhead (feed-through)	HDC 24B ABU	1212400000
Plug housing	HDC 24B TSBU 1PG21G	1661230000
Cable glands	VG 21-MS68	1569110000

Metal housings



Type	Order No.
HDC KIT HE-P 24.131	1061800000

Part	Type	Order No.
Socket connector	HDC HE 24 FP	1873580000
Plug	HDC HE 24 MP	1873590000
Bulkhead (feed-through)	HDC 24B ABU	1212400000
Plug housing	HDC 24B TOBU 1PG21G	1661370000
Cable glands	VG 21-MS68	1569110000

Metal housings

## RockStar® Kits with HE inserts, 32 pole

500 V, 16 A, Size 10

### Metric versions



Type	Order No.
HDC-KIT-HE 32.140 M	1802370000

Part	Type	Order No.
Socket connector	HDC HE 16 FS	1207700000
Socket connector	HDC HE 16 FS 17-32	1216100000
Plug	HDC HE 16 MS	1207500000
Plug	HDC HE 16 MS 17-32	1215700000
Bulkhead (feed-through)	HDC 32B ABU	1217800000
Plug housing	HDC 32B TSBU 1M32G	1788400000
Cable glands	VG M32 - MS 68	1772240000

Metal housing

500 V, 16 A, Size 10

PG versions



Type	Order No.
HDC-KIT-HE 32.140	1712540000

Part	Type	Order No.
Socket connector	HDC HE 16 FS	1207700000
Socket connector	HDC HE 16 FS 17-32	1216100000
Plug	HDC HE 16 MS	1207500000
Plug	HDC HE 16 MS 17-32	1215700000
Bulkhead (feed-through)	HDC 32B ABU	1217800000
Plug housing	HDC 32B TSBU 1PG29G	1666840000
Cable glands	VG 29-MS68	1569120000

Metal housing
---------------



## RockStar® Kits with HE inserts, 48 pole

500 V, 16 A, Size 12

### Metric versions



Type	Order No.
HDC-KIT-HE 48.150 M	1802360000

Part	Type	Order No.
Socket connector	HDC HE 24 FS	1211300000
Socket connector	HDC HE 24 FS 25-48	1221200000
Plug	HDC HE 24 MS	1211100000
Plug	HDC HE 24 MS 25-48	1220800000
Bulkhead (feed-through)	HDC 48B ADLU	1222900000
Plug housing	HDC 48B TSLU 1M40G	1788310000
Cable glands	VG M40 - MS 68	1772250000

Metal housing



500 V, 16 A, Size 12

PG versions



Type	Order No.
HDC-KIT-HE 48.150	1712550000

Part	Type	Order No.
Socket connector	HDC HE 24 FS	1211300000
Socket connector	HDC HE 24 FS 25-48	1221200000
Plug	HDC HE 24 MS	1211100000
Plug	HDC HE 24 MS 25-48	1220800000
Bulkhead (feed-through)	HDC 48B ADLU	1222900000
Plug housing	HDC 48B TSLU 1PG29G	1650850000
Cable glands	VG 29-MS68	1569120000

Metal housing
---------------

**RockStar® Kits with HSB inserts, 6 pole**

**400 V, 35 A, Size 6**

**PG versions**



Type	Order No.
HDC-KIT-HSB 06.500	<b>172400000</b>

Part	Type	Order No.
Socket connector	HDC HSB 6 FS	<b>1498900000</b>
Plug	HDC HSB 6 MS	<b>1498700000</b>
Bulkhead (feed-through)	HDC 16B ABU	<b>1208600000</b>
Plug housing	HDC 16B TSBU 1PG21G	<b>1656480000</b>
Cable glands	VG 21-MS68	<b>1569110000</b>

Metal housing
---------------

# RockStar® accessories, tools and cable glands

<b>RockStar® accessories</b>	Introduction	J.2
	Crimp contacts	J.4
	Fibre optic contacts	J.8
	Coding	J.10
	Shield lever	J.14
	Other accessories	J.18
<b>Tools</b>	Cutting	J.26
	Crimping	J.27
	Screwdrivers	J.30
	Miscellaneous	J.35
	Stripping and crimping machines	J.36
<b>Cable glands</b>	Introduction	J.38
	Standard cable glands - Plastic	J.40
	Standard cable glands - Brass	J.42
	EMC cable glands	J.45
	Standard cable glands - Stainless steel	J.47
	Standard cable glands	J.49
	Adaptors	J.50
	Accessories - Flat IP washer	J.52
	Blanking plugs	J.56
	Compensating elements	J.60

## RockStar® Accessories

In addition to heavy-duty connectors, RockStar® also includes functional and safety accessories – including crimp contacts, coding systems and shield clamps – to help you with your facility cabling.

A technically proper crimp connection should be gas-tight and corrosion-resistant. Machined crimp contacts are available with different performance requirements and with either silver or gold plating.

When aligning multiple connectors with similar mating profiles within one facility, you must safeguard against accidental plugging mistakes. The RockStar® product line also includes the corresponding locking pins, coding systems and pole coding for this purpose.

If multiple shielded cables are being fed into the connector housing using a flexible hose or a multi-cable feed, then the shielding should normally be connected to a shield clamp attached to an insert. The potential is conducted to the housing using the metallic transition. The shielded conductor is fastened to the shield clamp with shield clips, which are available in a variety of sizes.



### Solid

Weidmüller's coding system can help you to clearly classify and organise your connectors while also ensuring that they cannot be plugged in incorrectly.



**Secure**

Solid, machined crimped contacts ensure a gas-tight and corrosion-resistant crimp.

**Optimised shielding**

Shield clamps and shield clips allow the shield to be directly attached to the connector housing.



## Crimp contacts

### Crimp contacts for fixed-pole inserts

#### Technical data

	for HD and HDD inserts	for HE and HEE inserts
Material	Copper alloy	Copper alloy
Surface hard gold-plated	0.8 µm	0.8 µm
Surface hard silver-plated	3 µm	3 µm
Contact resistance	≤ 4 mΩ	≤ 2 mΩ
Clamping range	0.14 ... 2.5 mm <sup>2</sup> 26 ... 14 AWG	0.5 ... 4.0 mm <sup>2</sup> 20 ... 12 AWG
Stripping length	8 mm	7.5 mm

#### For HD and HDD inserts

##### Crimp contacts

Surface Gold



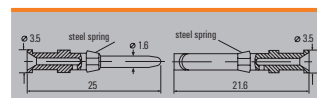
Surface Silver



##### Male

Qty.	Type	Order No.	Type	Order No.
100	HDC-C-HD-SM0.14-0.37AU	1651620000	HDC-C-HD-BM0.14-0.37AU	1651670000
100	HDC-C-HD-SM0.5AU	1651630000	HDC-C-HD-BM0.5AU	1651680000
100	HDC-C-HD-SM0.75-1.00AU	1651640000	HDC-C-HD-BM0.75-1.00AU	1651690000
100	HDC-C-HD-SM1.5AU	1651650000	HDC-C-HD-BM1.5AU	1651700000
100	HDC-C-HD-SM2.5AU	1651660000	HDC-C-HD-BM2.5AU	1651710000
100	HDC-C-HD-SM0.14-0.37AG	1651520000	HDC-C-HD-BM0.14-0.37AG	1651570000
100	HDC-C-HD-SM0.5AG	1651530000	HDC-C-HD-BM0.5AG	1651580000
100	HDC-C-HD-SM0.75-1.00AG	1601750000	HDC-C-HD-BM0.75-1.00AG	1601760000
100	HDC-C-HD-SM1.5AG	1651550000	HDC-C-HD-BM1.5AG	1651600000
100	HDC-C-HD-SM2.5AG	1651560000	HDC-C-HD-BM2.5AG	1651610000

##### Female



Conductor cross-section	Insulation stripping length
0.14 - 0.37 mm <sup>2</sup>	AWG 26-22 8 mm
0.50 mm <sup>2</sup>	AWG 20 8 mm
0.75 - 1.00 mm <sup>2</sup>	AWG 18 8 mm
1.50 mm <sup>2</sup>	AWG 16 8 mm
2.50 mm <sup>2</sup>	AWG 14 8 mm

##### Tools



Crimping tool	Order No.
CTX CM 1,6 / 2,5	9018490000
CTIN CM 1.6/2.5	9205430000
Contact release tool	
Removal Tool HD	1866730000

#### For HE, HEE and HEEE inserts

##### Crimp contacts

Surface Gold



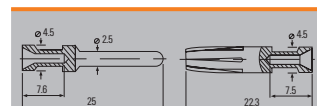
Surface Silver



##### Male

Qty.	Type	Order No.	Type	Order No.
100	HDC-C-HE-SM0.5AU	1651420000	HDC-C-HE-BM0.5AU	1651470000
100	HDC-C-HE-SM0.75-1.00AU	1651430000	HDC-C-HE-BM0.75-1.00AU	1651480000
100	HDC-C-HE-SM1.5AU	1651440000	HDC-C-HE-BM1.5AU	1651490000
100	HDC-C-HE-SM2.5AU	1651450000	HDC-C-HE-BM2.5AU	1651500000
100	HDC-C-HE-SM4.0AU	1651460000	HDC-C-HE-BM4.0AU	1651510000
100	HDC-C-HE-SM4.65AU	1116540000	HDC-C-HE-BM4.65AU	1116530000
100	HDC-C-HE-SM0.5AG	1200500000	HDC-C-HE-BM0.5AG	1201100000
100	HDC-C-HE-SM0.75-1.00AG	1200600000	HDC-C-HE-BM0.75-1.00AG	1201200000
100	HDC-C-HE-SM1.5AG	1200700000	HDC-C-HE-BM1.5AG	1201300000
100	HDC-C-HE-SM2.5AG	1200800000	HDC-C-HE-BM2.5AG	1201400000
100	HDC-C-HE-SM4.0AG	1200900000	HDC-C-HE-BM4.0AG	1201500000

##### Female



Conductor cross-section	Insulation stripping length
0.50 mm <sup>2</sup>	AWG 20 7.5 mm
0.75 - 1.00 mm <sup>2</sup>	AWG 18 7.5 mm
1.50 mm <sup>2</sup>	AWG 16 7.5 mm
2.50 mm <sup>2</sup>	AWG 14 7.5 mm
4.00 mm <sup>2</sup>	AWG 12 7.5 mm
4.65 mm <sup>2</sup>	AWG 11 7.5 mm

##### Tools



Crimping tool	Order No.
CTX CM 1,6 / 2,5	9018490000
CTIN CM 1.6/2.5	9205430000
Contact release tool	
Removal Tool HE	1866750000

Crimp contacts for fixed-pole inserts

Technical data

	For HQ and MixMate inserts	CM-3
Material	Copper alloy	Copper alloy
Surface hard silver-plated	3 µm	3 µm
Contact resistance	≤ 1 mΩ	≤ 1 mΩ
Clamping range	1.5 ... 6 mm <sup>2</sup>	1.5 ... 10 mm <sup>2</sup>
Stripping length	16 ... 10 AWG	16 ... 7 AWG
Stripping length	8 mm	10 mm

For HQ and MixMate inserts

Crimp contacts

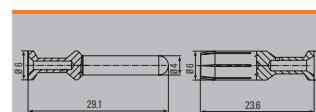
Surface Silver



Male

Qty.	Type	Order No.	Type	Order No.
25	HDC C HX SM1.5AG	1002910000	HDC C HX BM1.5AG	1002950000
25	HDC C HX SM2.5AG	1002920000	HDC C HX BM2.5AG	1002960000
25	HDC C HX SM4.0AG	1002930000	HDC C HX BM4.0AG	1002970000
25	HDC C HX SM6.0AG	1002940000	HDC C HX BM6.0AG	1002980000

Female



Conductor cross-section	Insulation stripping length
1.50 mm <sup>2</sup>	AWG 16 8 mm
2.50 mm <sup>2</sup>	AWG 14 8 mm
4.00 mm <sup>2</sup>	AWG 12 8 mm
6.00 mm <sup>2</sup>	AWG 10 8 mm

Tools



Crimping tool	Order No.
CTIN CM 1.6/2.5	9205430000
Contact release tool	Order No.
Removal Tool HX	1002990000

High Power signal contacts

Crimp contacts

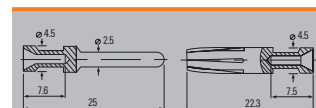
Surface Silver



Male

Qty.	Type	Order No.	Type	Order No.
100	HDC-C-M3-SM1.5AG	1698120000	HDC-C-M3-BM1.5AG	1698130000
100	HDC-C-M3-SM2.5AG	1698140000	HDC-C-M3-BM2.5AG	1698150000
100	HDC-C-M3-SM4.0AG	1682260000	HDC-C-M3-BM4.0AG	1682270000
100	HDC-C-M3-SM6.0AG	1682280000	HDC-C-M3-BM6.0AG	1682290000
100	HDC-C-M3-SM10.0AG	1682300000	HDC-C-M3-BM10.0AG	1682310000

Female



Conductor cross-section	Insulation stripping length
0.50 mm <sup>2</sup>	AWG 20 7.5 mm
0.75 - 1.00 mm <sup>2</sup>	AWG 18 7.5 mm
1.50 mm <sup>2</sup>	AWG 16 7.5 mm
2.50 mm <sup>2</sup>	AWG 14 7.5 mm
4.00 mm <sup>2</sup>	AWG 12 7.5 mm
4.65 mm <sup>2</sup>	AWG 11 7.5 mm

Tools



Crimping tool	Order No.
CTX CM 1,6 / 2,5	9018490000
CTIN CM 1.6/2.5	9205430000
CTX CM 3,6	9018480000
CTIN CM 3.6	9205440000
Contact release tool	Order No.
Removal Tool CM3	1866710000

**Crimp contacts**

**Crimp contacts for HighPower**

**Technical data**

for HighPower 250 A	
Material	Copper alloy
Surface hard silver-plated	3-5 µm
Contact resistance	≤ 0.1 mΩ
Clamping range	25 ... 95 mm <sup>2</sup>
	AWG 4 ... AWG 000
Stripping length	30 mm*

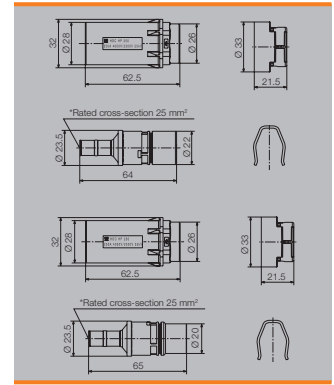
**For HighPower 250 A**

**Crimp contacts**



Wire connection cross-section	Male Type	Order No.	Female Type	Order No.
25 mm <sup>2</sup>	HDC HP 250 M 25	1079690000	HDC HP 250 F 25	1079720000
35 mm <sup>2</sup>	HDC HP 250 M 35	1079680000	HDC HP 250 F 35	1079730000
50 mm <sup>2</sup>	HDC HP 250 M 50	1119080000	HDC HP 250 F 50	1079740000
70 mm <sup>2</sup>	HDC HP 250 M 70	1119090000	HDC HP 250 F 70	1079750000
95 mm <sup>2</sup>	HDC HP 250 M 95	1119100000	HDC HP 250 F 95	1079770000
<b>Insulated PE contact</b>				
50 mm <sup>2</sup>	HDC HP 250 M 50 PE	1220850000	HDC HP 250 F 50 PE	1220840000

**Note** In the version described here, the crimp contacts can be used for crimp connections with flexible, stranded, and finely stranded copper wires (according to DIN 48201 part 1 and DIN 57 295 VDE 0295) or with crimping inserts (according to DIN 48083 part 1, part 3 and part 4). We would be glad to customise the crimp contact to fit your requirements.





## Technical data

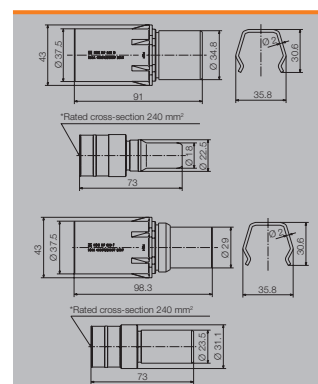
for HighPower 550 A	
Material	Copper alloy
Surface hard silver-plated	3-5 µm
Contact resistance	≤ 0.1 mΩ
Clamping range	50 ... 240 mm <sup>2</sup>
	AWG 1/0 ... kcmil 500
Stripping length	30 mm*

## For HighPower 550 A

## Crimp contacts



Wire connection cross-section	Male Type	Order No.	Female Type	Order No.
25 mm <sup>2</sup>	HDC HP 550 M 25	1220580000	HDC HP 550 F 25	1220570000
50 mm <sup>2</sup>	HDC HP 550 M 50	1157800000	HDC HP 550 F 50	1177100000
70 mm <sup>2</sup>	HDC HP 550 M 70	1268810000	HDC HP 550 F 70	1268820000
95 mm <sup>2</sup>	HDC HP 550 M 95	1079790000	HDC HP 550 F 95	1079810000
120 mm <sup>2</sup>	HDC HP 550 M 120	1079780000	HDC HP 550 F 120	1079820000
150 mm <sup>2</sup>	HDC HP 550 M 150	1119110000	HDC HP 550 F 150	1079830000
185 mm <sup>2</sup>	HDC HP 550 M 185	1120580000	HDC HP 550 F 185	1079840000
240 mm <sup>2</sup>	HDC HP 550 M 240	1120590000	HDC HP 550 F 240	1120600000



**Fibre optic contacts**

**Fibre optic contacts**



Fibre-optic cables guarantee interference-free transmission without any feedback.

The new fibre-optic contacts can now also be used in heavy-duty connectors. Their shape corresponds to that of our proven HD contacts for connecting conventional copper wires. Accordingly, they can be assembled in existing connectors of the HD series, as well as being suitable for use with the ConCept modular system. It is even possible to connect fibre-optic wires and copper wires in a single connector.

The advantages at a glance:

- Immune to electromagnetic interference
- Absolute contact separation
- Weight reduction by dispensing with copper wires
- High transmission capacity and large bandwidth
- All advantages now also available for robust industrial environments

**HDC-C-HD ... LWL 1.0 POF**

**Technical data**

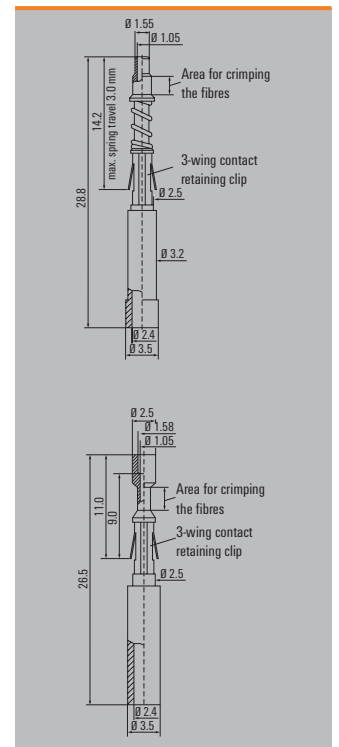
Connection for POF cable	
Maximum outer diameter	2.2 mm
Polymer fibre diameter	1.0 mm
Attenuation	
- Requirement to DIN IEC Part 7 Section 2/05.94:	< 3 dB
- the HDC-C-HD LWL contacts in plugged-in state:	< 2 dB
Material	
Temperature range	-40 °C to +85 °C
Contact material	Nickel-silver
Over-spring	Copper alloy

**Ordering data**



Qty.	Male	Order No.	Female	Order No.
5	HDC-C-HD-S-LWL 1.0 POF	1773630000	HDC-C-HD-B-LWL 1.0 POF	1773640000

HD inserts must be ordered separately

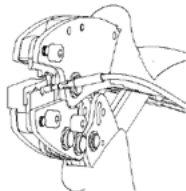
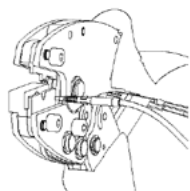


**Instructions for assembling fibre optic contacts**

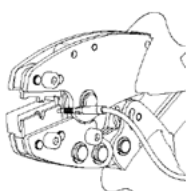
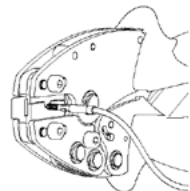
1. Cut POF cable (polymer optical fibre) to the required length with cutting tool (we recommend the KT 8).
2. The end face of the fibre of 2.2 mm POF cables must be polished before crimping onto the fibre optic contact. Insert end of POF cable into polishing disc and polish with polishing sheet placed on a smooth surface (e.g. glass plate). Wipe away any residues after polishing. The best optical attenuation values are obtained with wet polishing.
3. Strip sheath of 2.2 mm POF cable to at least 14 mm for female contacts (HDC-C-HD-B-LWL) and at least 19 mm for male contacts (HDC-C-HD-S-LWL).
4. Crimping:
  - A. Insert POF cable into male contact, then both together into the crimping die.
  - B. The female contact has to be inserted angled slightly downwards into the die.  
Make sure the end face of the contact and the plastic fibre press against the locator.
  - C. Squeeze the hand levers until the tool unlocks.
  - D. Release option in case of incorrect operation.

A. Male

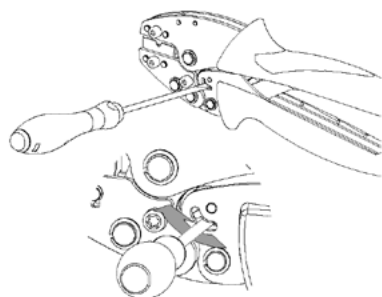
B. Female



C.



D.



**Cutting tool**

including positioning sleeve



Type	Qty.	Order No.
KT8	1	1096180000

**Polishing disc for fibre-optic cable**

Polishing sheet, 1,000 grit size



Type	Qty.	Order No.
PS LWL/POF	1	9020390000
PB LWL/POF	1	9020400000

**Stripping tool**

for fibre-optic cable



Type	Qty.	Order No.
AM LWL/POF	1	9020360000

**Crimping tool**

for fibre-optic set



Type	Qty.	Order No.
HTX-HDC/POF	1	9010950000

**Contact release tool**

for removing machined HD and fibre-optic contacts



Type	Qty.	Order No.
Removal Tool HD	1	1866730000

## Coding

### Coding pins


Where several connectors of similar type are arranged on a machine, it is essential to avoid the risk of connectors being inserted in the wrong place.

If you have up to six connectors to code, Weidmüller coding pins are the simplest solution. They allow six secure coding variations.

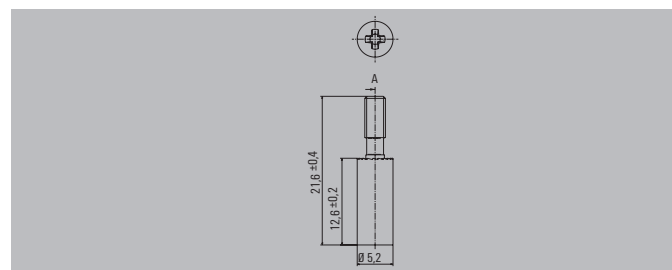
In this case, you substitute two M3 fastening screws on the female insert by coding pins. On the male insert, you leave the opposing fastening screws where they are and substitute the others by coding pins. You then have a pair of inserts that fit together. The coding diagram illustrates the system.

#### Ordering data

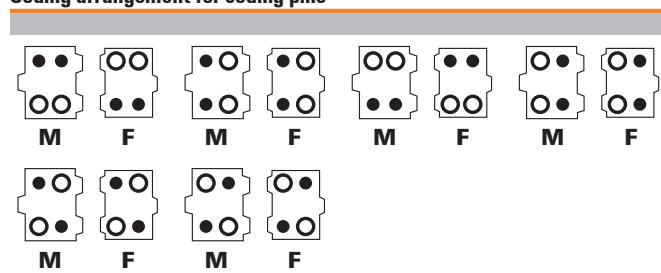
Type	Qty.	Order No.
SPB-M 3	10	1203600000



Allow 4 coding pins for each connector.



#### Coding arrangement for coding pins



### Coding system with guiding function

If you have more than six connectors of similar type to code, you need coding pins and coding sockets. Replace all M3 fastening screws of an insert by two coding pins and two coding sockets. You then fit two coding pins and two coding sockets to the mating insert, in a complementary arrangement.

Fit coding pins to the other connectors in the same way, but with a different arrangement. The coding diagram illustrates the system.

#### Ordering data DSTV

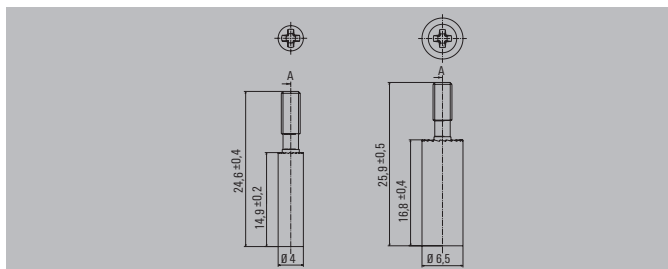
For fixed-pole inserts



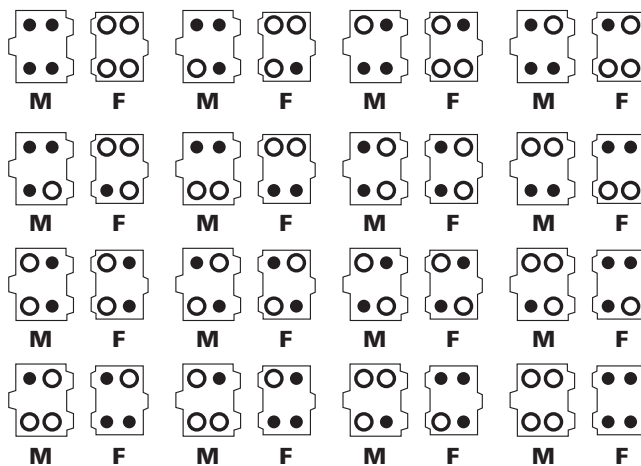
Cod. socket 5 mm dia   
Cod. pin 4 mm dia 

Type	Qty.	Order No.
DSTV COST4	100	1471300000
DSTV COBU5	100	1471500000

Plan to have four coding pins and four coding sockets for each connector.



#### Coding arrangement for coding pins



#### Ordering data HDC CM

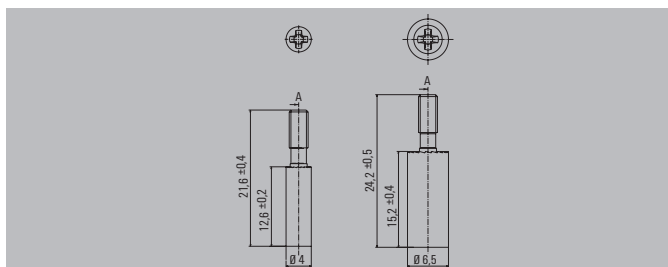
For ModuPlug metal frames



Cod. socket 5 mm dia   
Cod. pin 4 mm dia 

Type	Qty.	Order No.
HDC CM	100	1202660000
GUIDING PIN		
HDC CM	100	1202670000
GUIDING SOCKET		

Plan to have four coding pins and four coding sockets for each connector.




## Coding

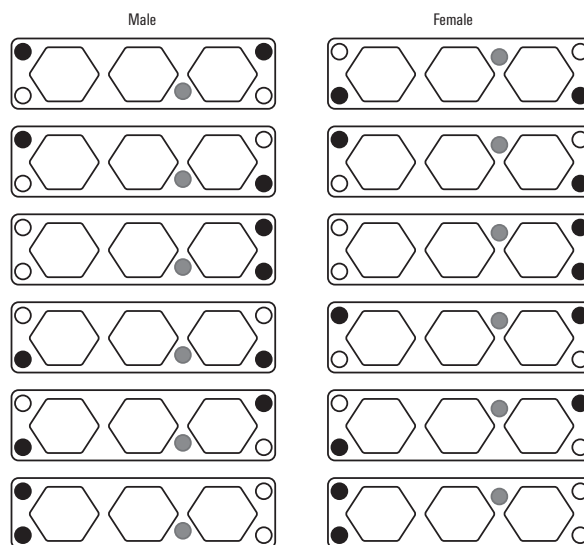
### Assembly instructions for the coding system for the RockStar® HDC HighPower connectors

The coding elements (available under Accessories) can be used to code up to six connectors.

#### Ordering data

Coding pin	Type	Order No.
	HDC HP CODING SYSTEM	1160780000

#### Coding arrangement Male/Female



### HE coding pin

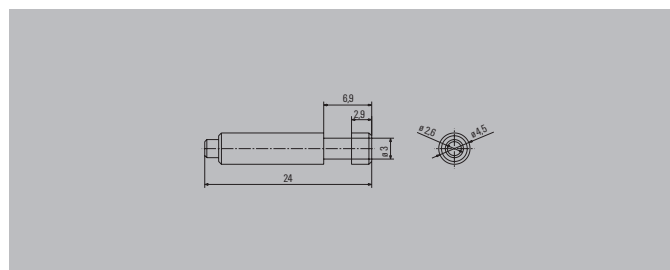
Use the HE coding pin for a quick and simple solution to avoid mixing up your plug-in connections. The coding pin can be inserted into a single contact chamber (instead of a crimp contact) on both the male and female side of the connector. The opposite mated contact then remains free. The HE coding pin can be used to code all inserts and modules using HE-series crimp contacts.

These include the following:

- HA crimp inserts
- HE crimp inserts
- HEE inserts
- HEEE inserts
- HQ 5 insert
- HQ 8 insert
- S8/24 insert (power contacts)

#### Ordering data

Type	Qty.	Order No.
HDC HE CP	100	1003240000



### HQ 7 coding system

You can protect 7-pole HQ connectors against false insertions by using the HQ 7 coding system. Both a coding pin and socket are used for protection. Six different variants

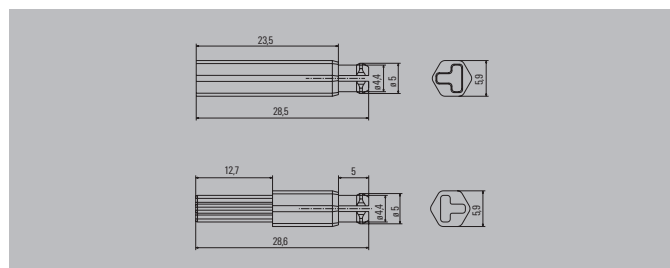
are permitted by the shape of the optional coding which is aligned centrally in the connector. Refer to the coding diagram for the layout.

#### Ordering data

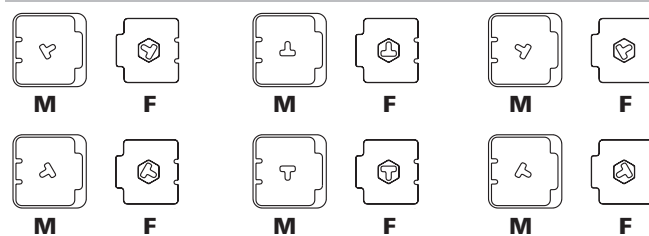
Type	Qty.	Order No.
HDC HQ 7 CPM	50	1003230000
HDC HQ 7 CPF	50	1003220000



**Note:**  
Six-way coding is possible with a coding pin.



#### Coding arrangement Male/Female



**Shield lever**

**Shield lever for sizes 3, 4, 6 and 8 for fitting of shield clamps or KLBÜ 3-8 SC**

**Technical data**

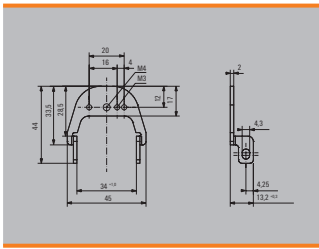
Use	Clamping of the shield
Fastening of shield lever	To PE terminal, both sides, 2nd screw for fixing
Cable connection system	Shield clamp or KLBÜ clamping yoke
No. shield clamps or KLBÜ clamping yokes	
Size 3	1*
Size 4	2*
Size 6	3*
Size 8	5*
Clamping range shield clamp	see page I.18
Material	Steel
Surface	Galvanised
Temperature range	-40 °C ... +125 °C
<b>Note:</b> *Fastening points of shield clamp, 16 mm spacing	

**Shield lever for standard inserts**

**HDC SHIELD LEVER 3 SC**



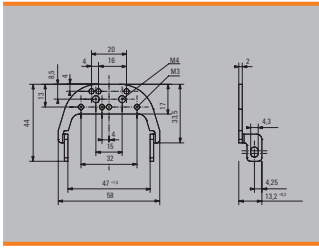
Type	Size	Qty.	Order No.
HDC SHIELD LEVER 3 SC	3	1	1867390000



**HDC SHIELD LEVER 4 SC**



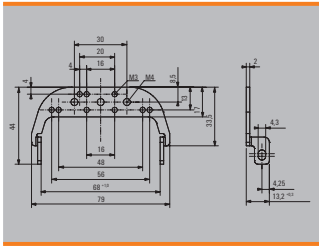
Type	Size	Qty.	Order No.
HDC SHIELD LEVER 4 SC	4	1	1867370000



**HDC SHIELD LEVER 6 SC**



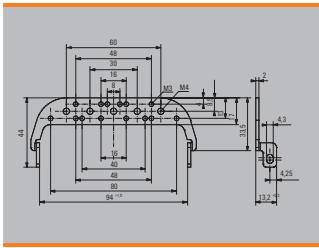
Type	Size	Qty.	Order No.
HDC SHIELD LEVER 6 SC	6	1	1867380000



**HDC SHIELD LEVER 8 SC**



Type	Size	Qty.	Order No.
HDC SHIELD LEVER 8 SC	8	1	1867360000



J



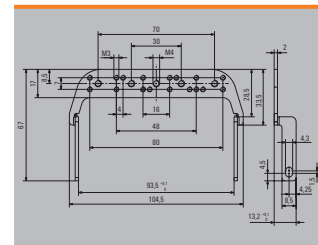
**Shield lever**

for standard inserts - special versions

**SHIELD LEVER 8 MOD 35 mm**



Type	Size	Qty.	Order No.
SHIELD LEVER 8 MOD 35mm	8	1	1000950001



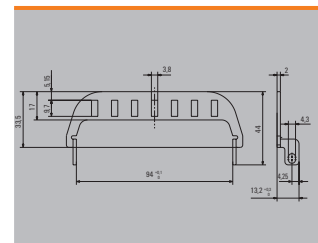
**Shield lever**

Special versions

**HDC SHIELD LEVER 8 LL**



Type	Size	Qty.	Order No.
HDC SHIELD LEVER 8 LL	8	1	1011380000



Shield lever

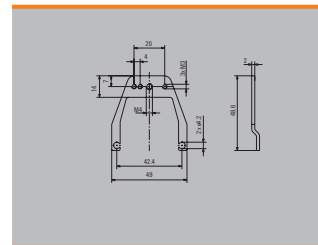
Shield lever

for the ModuPlug modular system (metal frame) - 45° angled version

HDC MSL6



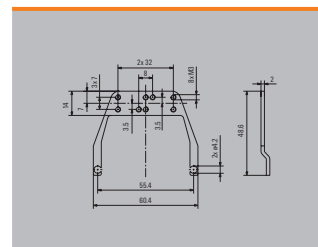
Type	Size	Qty.	Order No.
HDC MSL6	3	1	1435410000



HDC MSL10



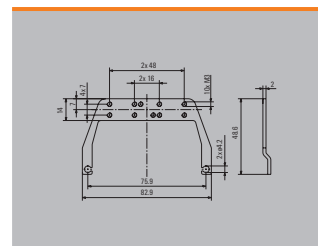
Type	Size	Qty.	Order No.
HDC MSL10	4	1	1435420000



HDC MSL16



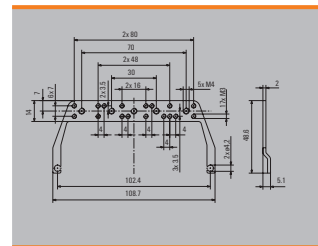
Type	Size	Qty.	Order No.
HDC MSL16	6	1	1435430000



HDC MSL24



Type	Size	Qty.	Order No.
HDC MSL24	8	1	1435440000



PE-Extension

for ModuPlug frames

HDC MF CA16 PE



Type	Size	Qty.	Order No.
HDC MF CA16 PE	16 mm <sup>2</sup>	1	1480940000





## Other accessories

### Shield clamps for shield levers of size 3 (06B), 4 (10B), 6 (16B) and 8 (24B)

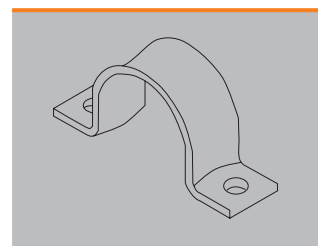
#### Technical data

Use	Clamps shield on the shield lever	
Fastening of shield lever	With supplied fastening accessories	
Clamping range shield clamp	Cable diameter mm	Gauge of fastening holes mm
Shield clamp 10 mm	10	20
Shield clamp 9 mm	9	20
Shield clamp 8 mm	8	20
Shield clamp 7 mm	7	20
Shield clamp 6 mm	6	16
Shield clamp 5 mm	5	16
Shield clamp 4.5 mm	4.5	16
Material	Steel	
Surface	Galvanised	
Temperature range	-40 °C ... +125 °C	

#### Shield clamps



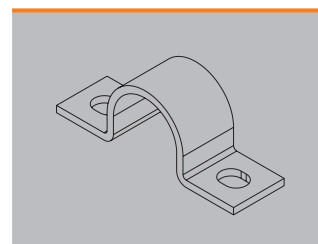
Type	Qty.	Order No.
SHIELD CLAMP 4.5 WO S	100	1018120000
SHIELD CLAMP 5 WO S	100	1018130000
SHIELD CLAMP 6 WO S	100	1018150000
SHIELD CLAMP 7 WO S	100	1018160000
SHIELD CLAMP 8 WO S	100	1018170000
SHIELD CLAMP 9 WO S	100	1018180000
SHIELD CLAMP 10 WO S	100	1018110000



#### Shield clamps with fitting materials



Type	Qty.	Order No.
HDC SHIELD CLAMP 4.5	100	1912190000
HDC SHIELD CLAMP 5.0	100	1912200000
HDC SHIELD CLAMP 6.0	100	1912210000
HDC SHIELD CLAMP 7.0	100	1912220000
HDC SHIELD CLAMP 8.0	100	1912230000
HDC SHIELD CLAMP 9.0	100	1912240000
HDC SHIELD CLAMP 10.0	100	1912250000
HDC SHIELD CLAMP 14.0	100	1002820000



#### PE and mounting screws



Type	Qty.	Order No.
HDC PE HA SCREW M4x5,5	50	1025660000
HDC PE HE SCREW M4x7,8	50	1025670000
HDC PE HD/ HDD/CF SCREW M4x6	50	1029440000
HDC PE HSB/S SCREW M5x8	50	1029470000
HDC PE S6/6 SCREW M4x8	50	1029520000
HDC FIXING SC SIZE1 M3x6	50	1168850000
HDC FIXING SCREW M3x10	50	1029510000




## HDC GRIP PANEL


### Technical data

Use	KLBÜ and shield clamps can be used Cable ties can be used for fixing cable
Suitable for the series:	HE, HEE HD, HDD HVE HSB
Material	Steel
Surface	Galvanised
Temperature range	-40 °C to 125 °C

### Grip panel with screw adapter




Type	Size	Qty.	Order No.
HDC GRIP PANEL 3 ADAPT	3	1	1444680000
HDC GRIP PANEL 4 ADAPT	4	1	1444710000
HDC GRIP PANEL 6 ADAPT	6	1	1444720000
HDC GRIP PANEL 8 ADAPT	8	1	1444730000




Other accessories

Locking foot for TS 35 mounting rail



Locking hook



Example: DSTV-TS

J

Ordering data

Type	Qty.	Order No.
DSTV-TS 6-24	10	1595220000
<b>Note:</b> For all inserts apart from HA and all inserts of size 1		

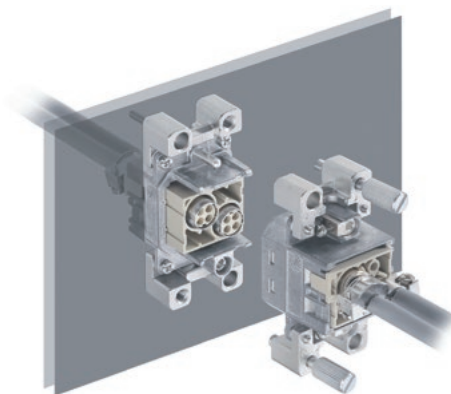
Ordering data

Type	Qty.	Order No.
DSTV-TS 6 VH	10	1595230000
DSTV-TS 10-24 VH	10	1595240000
<b>Note:</b> For all inserts apart from HA and all inserts of size 1		

### HDC screw adapter

The screw adapter is an IP20 installation solution with a full metal construction. The inserts are screwed into the screw adapters. The fastening screws for the inserts should be tightened with 0.5 Nm torque.

After the contact insert has been properly connected with the screw adapter, it can be mounted to the bulkhead or used as a mating connector, depending on the particular version. Three different screw adapters are possible based on the screw-in angle. The required mounting hardware is included.

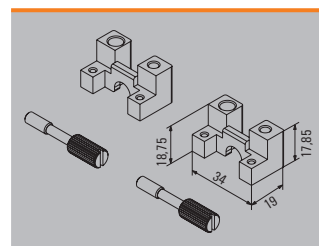


#### HDC ADAPTER W. SCREW



Type	Qty.	Order No.
HDC ADAPTER W. SCREW	1	1017010000

**Note:** Knurled screw interlock for the connector

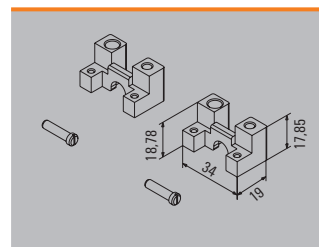


#### HDC SCREW ADAPTER



Type	Qty.	Order No.
HDC SCHRAUBADAPTER	1	1002790000

**Note:** Rectangular cut-out and M4 screws for mounting to wall panel; M3 screws for mounting the insert in the adapter

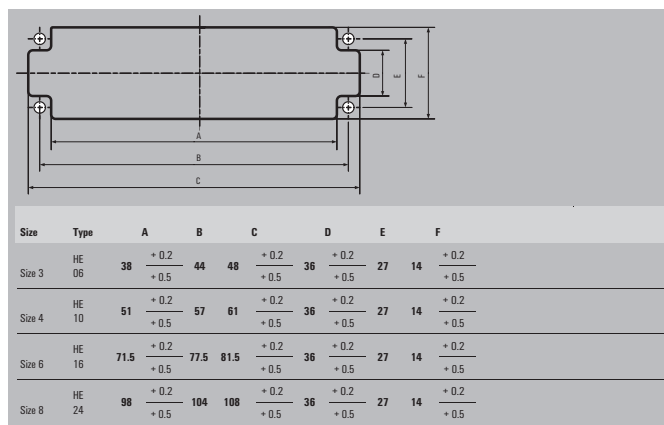
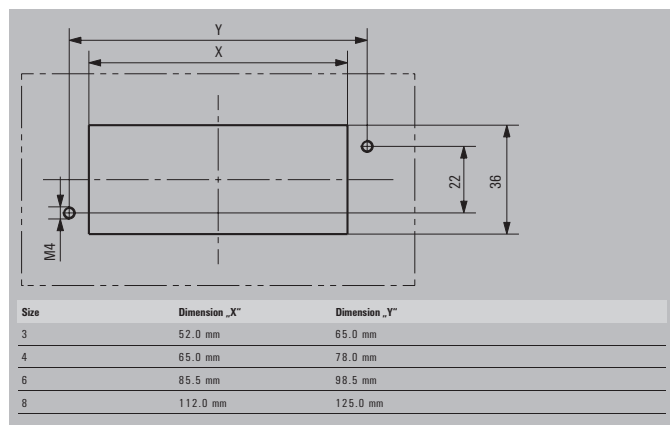
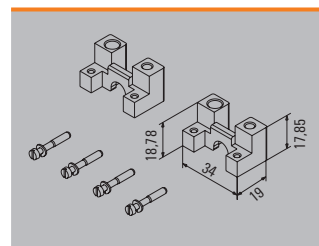


#### HDC SCREW ADAPTER W/O T




Type	Qty.	Order No.
HDC SCREW ADAPTER W/O T	1	1028030000

**Note:** Direct mounting on wall panel with rectangular cut-out and M3 screws



Other accessories

Adapter plates, plastic



Cover plates



Adapter plates, SUB-D



Technical data

Adapter plates, plastic	
Material	PA6
Sealing material	TPE-S
Colour	orange/grey
Temperature range	-30 °C to +110 °C
Class of protection	IP 65

Technical data

Cover plates	
Material	PAG / FE
Sealing material	TPE-S
Colour	orange/grey
Temperature range	-30 °C to +110 °C
Class of protection	IP 65

Technical data

Adapter plates, SUB-D	
Material	PA6
Sealing material	
Colour	grey
Temperature range	-30 °C to +110 °C
Class of protection	

Ordering data

Type	Size	Qty.	Order No.
<b>orange</b>			
ADP-8/3-OR	3	10	1664980000
ADP-8/4-OR	4	10	1665000000
ADP-8/6-OR	6	10	1665020000
<b>grey</b>			
ADP-8/3-GR	3	10	1664990000
ADP-8/4-GR	4	10	1665010000
ADP-8/6-GR	6	10	1665030000

Ordering data


Type	Size	Qty.	Order No.
<b>Sheet steel</b>			
ABD-1-Sheet steel	1	10	9457300000
<b>Plastic, grey</b>			
ABD-2-GR	2	10	1664330000
ABD-3-GR	3	10	1664350000
ABD-4-GR	4	10	1664360000
ABD-5-GR	5	10	1664370000
ABD-6-GR	6	10	1664390000
ABD-8-GR	8	10	1664970000
<b>Plastic, orange</b>			
ABD-8-OR	8	10	1664960000

Ordering data

Type	Aperture	Qty.	Order No.
<b>Size 3 / Plastic</b>			
ADS/6-1/9	1 x SUB-D 9	10	1665940000
ADS/6-2/9	2 x SUB-D 9	10	1665950000
ADS/6-1/15	1 x SUB-D 15	10	1666200000
ADS/6-2/15	2 x SUB-D 15	10	1666210000
<b>Size 4 / Plastic</b>			
ADS/10-1/25	1 x SUB-D 25	10	1666220000
ADS/10-2/25	2 x SUB-D 25	10	1666230000
<b>Size 6 / Plastic</b>			
ADS/16-1/25	1 x SUB-D 25	10	1666320000
ADS/16-2/25	2 x SUB-D 25	10	1666330000
ADS/16-1/37	1 x SUB-D 37	10	1666340000
ADS/16-2/37	2 x SUB-D 37	10	1666350000
ADS/16-1/50	1 x SUB-D 50	10	1666460000




Profile seals



Gaskets



Seals



Ordering data

Type	Size	Qty.	Order No.
HDC DG 07A	1	5	1044580000
HDC DG 10A	2	5	1044590000
HDC DG 06B	3	5	1044610000
HDC DG 10B	4	5	1044620000
HDC DG 16A	5	5	1044600000
HDC DG 16B	6	5	1044630000
HDC DG 32A	7	5	1044640000
HDC DG 24B	8	5	1044650000
HDC DG 48A 32B	9/10	5	1044660000
HDC DG 48B	12	5	1044670000

Note:  
for bulkhead and coupling housings

Ordering data

Type	Size	Qty.	Order No.
HDC FLDG 04A	1	5	1044480000
HDC FLDG 10A	2	5	1044490000
HDC FLDG 06B	3	5	1044500000
HDC FLDG 10B	4	5	1044510000
HDC FLDG 16A	5	5	1044520000
HDC FLDG 16B	6	5	1044530000
HDC FLDG 32A	7	5	1044540000
HDC FLDG 24B	8	5	1044550000
HDC FLDG 32B	10	5	1044560000
HDC FLDG 48B	12	5	1044570000
HDC-HB10 AWVL FD	HB-10 AWVL 500		1855680000

Note:  
for bulkhead housings

Ordering data

Type	Size	Qty.	Order No.
HDC FLDG 04A AW IP68		10	1987470000
HDC FLDG 04A IP68		10	1987450000
HDC FLDG 06B IP68		10	1987480000
HDC FLDG 10B IP68		10	1987500000
HDC FLDG 16B IP68		10	1987520000
HDC FLDG 24B IP68		10	1987540000
HDC FLDG 24B XXL IP68		10	1987550000
HDC DG 04A IP68		10	1987460000
HDC DG 06B IP68		10	1987490000
HDC DG 10B IP68		10	1987510000
HDC DG 16B IP68		10	1987530000
HDC DG 24B IP68		10	1525270000
HDC DG 24B XXL IP68		10	1987570000



Other accessories

**Protective transportation cap for IP65 housings**

The protective transportation caps are available for sizes 3, 4, 6 and 8. They can be used with the IP65 standard housings. The transportation caps are easy to attach and provide IP20 protection. They can be used with all bottom housing sections, bulkhead housings or base housings. A lanyard (not included) can be threaded through the built-in eyelet.

**Technical data**

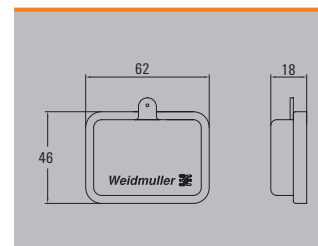
Material	Polypropylene
UL94	HB
Colour	white/transparent
Temperature range	-55 °C ... +110 °C
Class of protection	IP20

**Protective transportation cap for IP65 housings**

**HDC 06B DC**



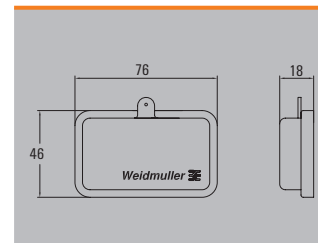
Type	Qty.	Order No.
HDC 06B DC	10	1215900000



**HDC 10B DC**



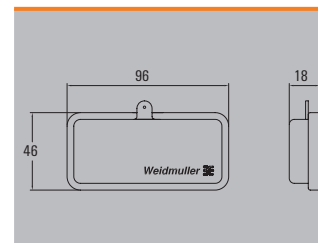
Type	Qty.	Order No.
HDC 10B DC	10	1215910000



**HDC 16B DC**



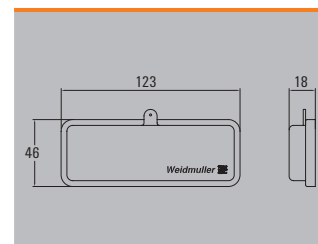
Type	Qty.	Order No.
HDC 16B DC	10	1215920000



**HDC 24B DC**



Type	Qty.	Order No.
HDC 24B DC	10	1215930000





## Cutting

### Hydraulic sheet holes

Incl. accessories:

- 1 hydraulic screw Ø 19 mm
- 1 hydraulic screw Ø 19 x 9.5 mm
- 1 HSS pre-drill Ø 10 mm
- 1 spacer nut set (3-part)
- 1 bridge

### IE-KO-HAT



- Pressure relief valve protects against overloading
- Cylinder head angled at 90°
- Angled head can be rotated through 360°
- Ergonomic handle springs back automatically
- The waste piece no longer becomes jammed thanks to 3-fold splitter
- Hydraulic punch made of high-strength aluminium (approx. 40% weight saving)
- Service life greatly reduced when stainless steel sheets are used

### KOK



- Rectangular splitting stamp for heavy-duty connectors

## J

### Technical data

Maximum steel-sheet punching performance	
Round holes from 1 to Ø 85 mm	
Round holes from 2 to Ø 64 mm	
Square holes up to	
Rectangular holes up to	
Maximum stainless steel sheet punching performance	
Round holes from 3 to Ø 64 mm	
Tool data	
Depth / Width / Height	
Weight	
Punching force	
Max. operating pressure	
Note	

IE-KO-HAT		
2,0 mm F = 370 N/mm <sup>2</sup>		
3,0 mm F = 370 N/mm <sup>2</sup>		
68 x 68 mm; 2,0 mm F = 370 N/mm <sup>2</sup>		
36 x 112 mm; 2,0 mm F = 370 N/mm <sup>2</sup>		
2.5 mm F = 600 N/mm <sup>2</sup>		
70 / 290 / 120 mm		
1.9 kg		
75 kN		
650 bar		

### Ordering data

Version	
Note	

Type	Qty.	Order No.
IE-KO-HAT	1	1966810000

### Accessories

	Tension bolt
	Tension bolts
	Pre-drill
Note	

Type	Qty.	Order No.
KOHS 19	1	9205010000
KOHS 9.5+19	1	9205000000
KOPD 10.0	1	9205020000
Splitting stamp on the next page		

Type	Description	Qty.	Order No.
KOK 52 x 36	6-pole	1	9204820000
KOK 65 x 36	10-pole	1	9204830000
KOK 86 x 36	16-pole	1	9204850000
KOK 112 x 36	24-pole	1	9204870000

**Note:** the fastening points are centre-punched.

### Crimping tools for other contacts

- Ratchet for precise crimping
- Release option in the event of incorrect operation
- With end stop for exact positioning of the contacts

#### CTX CM 1.6/2.5 / CTX CM 3.6


0.14...10 mm<sup>2</sup>

##### CTX CM 1.6/2.5

- Turned HD contacts
- Turned HE contacts
- ~AWG 26...12
- 0.14...4.0 mm<sup>2</sup>

##### CTX CM 3.6

- Turned HD contacts
- M3 contacts
- ~AWG 12...8
- 4.0...10 mm<sup>2</sup>



#### CTIN CM 1.6/2.5 / CTIN 3.6

0.14...10 mm<sup>2</sup>

##### CTIN CM 1.6/2.5

- Turned HD and HE contacts
- Turned HX contacts
- 4-indent crimp
- ~AWG 26...10
- 0.14...6.0 mm<sup>2</sup>

##### CTIN CM 3.6

- Turned HX contacts
- M3 contacts
- 4-indent crimp
- ~AWG 16...8
- 1.5...10 mm<sup>2</sup>



### Technical data

Description of contact	
Type of contact	
Crimping range	mm <sup>2</sup>
Crimping range 1 (with multiple crimping positions)	mm <sup>2</sup>
Crimping range 2 (with multiple crimping positions)	mm <sup>2</sup>
Crimping range 3 (with multiple crimping positions)	mm <sup>2</sup>
Crimping range 4 (with multiple crimping positions)	mm <sup>2</sup>
Crimping range 5 (with multiple crimping positions)	mm <sup>2</sup>
Tool data	
Length	mm
Weight	g
<b>Note</b>	

### Ordering data

Version
<b>Note</b>

CTX CM 1.6/2.5	CTX CM 3.6
Turned contacts	Turned contacts
0.14...4	4...10
0.14...0.5	4
0.75...1	6
1.5	10
2.5	
4	
250	250
730	730

Type	Qty.	Order No.
CTX CM 1.6/2.5	1	9018490000
CTX CM 1.6/2.5 ZERT	1	9013690000
CTX CM 3.6	1	9018480000
CTX CM 3.6 ZERT	1	1270320000

A large selection of contacts can be found in our current Heavy-duty Connectors Catalogue

CTIN CM 1.6/2.5	CTIN CM 3.6
Turned contacts	Turned contacts
0.14...6	1.5...10
0.14...6	1.5...10
230	230
1220	1220

Type	Qty.	Order No.
CTIN CM 1.6/2.5	1	9205430000
CTIN CM 3.6	1	9205440000

A large selection of contacts can be found in our current Heavy-duty Connectors Catalogue

## Crimping

### Crimping tools for HighPower

#### Crimping tools for HighPower 250 A / 550 A

##### EPG 45 hydraulic battery crimping tool



Type	Order No.
EPG 45	1500830000

##### Hexagonal crimp inserts for EPG 45



Ident. No.	CU mm <sup>2</sup>	Crimping width	Type	Order No.
5	6	7	ES MTR110 HEX 6	1500930000
6/16	10/70	7/5	ES MTR110 HEX 10/70	1500940000
8/12	16/35	12/10	ES MTR110 HEX 16/35	1500950000
10/14	25/50	12/5	ES MTR110 HEX 25/50	1500970000
18	95	5	ES MTR110 HEX 95	1500980000
20	120	5	ES MTR110 HEX 120	1500990000
22	150	5	ES EPG 45 HEX 150	1994540000

##### APG 80 hydraulic battery crimping tool



Type	Order No.
APG 80	1502390000

##### Hexagonal crimp inserts for APG 80



Ident. No.	CU mm <sup>2</sup>	Crimping width	Type	Order No.
5	6	7	ES APG/HPG80 HEX 6	1502600000
6	10	7	ES APG/HPG80 HEX 10	1502620000
8	16	12	ES APG/HPG80 HEX 16	1502630000
10	25	12	ES APG/HPG80 HEX 25	1502640000
12	35	12	ES APG/HPG80 HEX 35	1502650000
14	50	12	ES APG/HPG80 HEX 50	1502670000
16	70	12	ES APG/HPG80 HEX 70	1502680000
18	95	10	ES APG/HPG80 HEX 95	1502690000
20	120	10	ES APG/HPG80 HEX 120	1502700000
22	150	5	ES APG/HPG80 HEX 150	1502720000
25	185	5	ES APG/HPG80 HEX 185	1502730000
28	240	5	ES APG/HPG80 HEX 240	1502740000
32	300	7	ES APG/HPG80 HEX 300	1502750000

**HTX-HDC/POF****POF crimping**

Crimping of „polymer optical fibre“ (POF) fibre-optical contacts.

- For plug and socket
- Ratchet for precise crimping
- Unlocks in case of incorrect operation
- Locator for precise contact positioning

**Contacts:**

- Fibre-optic cable HD contact socket for Ø1.0 mm POF
- Fibre-optic cable HD contact pin for Ø 1.0 mm POF

**Ordering data**

Type	Qty.	Order No.
HTX-HDC/POF	1	9010950000

**Technical data**

Length	200 mm
Weight	438 g

**PB LWL/POF / PS LWL/POF****POF polishing**

For processing the cut surface of fibre-optic cables with polymer optical fibre (POF).

- Buffing disc (PS LWL/POF)
- Buffing sheet (PB LWL/POF)

**Ordering data**

Type	Qty.	Order No.
PB LWL/POF	1	9020400000
PS LWL/POF	1	9020390000

**AM LWL/POF****POF stripping**

Stripping fibre-optic cables. Fibre-optic cable with polymer optical fibres (POF).

- Longitudinal stop with scale is built into the tool
- Stripping direction is lengthwise to the fibre
- No damage to the optical fibre

**Ordering data**

Type	Qty.	Order No.
AM LWL/POF	1	9020360000

**LWL-stripax**

Stripping and cutting tool for plastic fibre-optic cables with 1 mm diameter inner conductor

- Stripping length adjustable via end stop
- Automatic opening of the clamping jaws after stripping

**Ordering data**

Type	Qty.	Order No.
M-D-STRIPAX LWL	1	9003750000

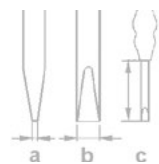
**Technical data**

Max. stripping performance	
Cable type	
Conductor diameter	-
Stripping length, max.	-
Tool data	
Length	mm
Weight	g
Note	

M-D-STRIPAX LWL	
POF conductor with an inner conductor of 1 mm Ø	
...	1
Stripping length, max.	7,5
Length	135
Weight	110
POF: polymer optical fibre	

## Screwdrivers

### Uninsulated torque screwdrivers



#### DMS manual

Torque screwdriver  
EN ISO 6798, BS EN 26789, ASME B107.14M



Type	Size / AF	a	b	c	Order No.
DMS MANUELL 0,5-1,7					9918370000
DMS MANUELL 2,0-7,0					9918380000

#### WK S

Interchangeable bits for torque screwdrivers  
Drive output acc. to DIN 5264, ISO 2380/1



WK S 0,4x2,5	0.4	2.5	175	9918520000
WK S 0,5x3,0	0.5	3	175	9918530000
WK S 0,6x3,5	0.6	3.5	175	9918540000
WK S 0,8x4,0	0.8	4	175	9918550000
WK S 1,0x5,5	1	5.5	175	9918560000

#### WK K PZ (10)

Interchangeable bits for torque screwdrivers  
Drive output acc. to DIN 5260-PZ, ISO 8764/1-PZ



WK K PZ0			175	9918600000
WK K PZ1			175	9918610000
WK K PZ2			175	9918620000

#### WK K PH

Interchangeable bits for torque screwdrivers  
Drive output acc. to DIN 5260-PH, ISO 8764/1-PH



WK K PH0			175	9918570000
WK K PH1			175	9918580000
WK K PH2			175	9918590000

#### WGK 1/4 C.6.3 E6.3

Interchangeable bit with bit holder for torque screwdrivers  
Drive output: 1/4" C6.3 and 1/4" E6.3



WK 1/4 C6,3 E6,3				9202510000
------------------	--	--	--	------------



## VDE-insulated torque screwdrivers

## VDE-insulated torque screwdrivers

VDE-insulated torque screwdriver  
EN ISO 6798, BS EN 26789, ASME B107.14M



## Bit holder



## VDE slimBit Schlitz



## VDE slimBit Phillips



## VDE slimBit Pozidrive PZ



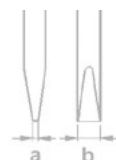
## VDE slimBit Torx



## VDE slimBit Robertson



## VDE slimBit Hex



Type	Size / AF	a	b	Order No.
DMSI MANUELL 0,5-1,7				9918390000
DMSI MANUELL 2,0-7,0				9918400000

WK I SLIM BIT	2489300000
---------------	------------

WB SI SL 0,8x4,0	0.8	4	2433190000
WB SI SL 0.4X2.5	0.4	2.5	2433160000
WB SI SL 0.5X3.0	0.5	3	2433170000
WB SI SL 0.6X3.5	0.6	3.5	2433180000
WB SI SL 1,0x5,5	1	5.5	2433200000

WB IK SL PH1	2433210000
WB IK SL PH2	2433220000

WB IK SL PZ1	2433230000
WB IK SL PZ2	2433240000

WB I T10	2506000000
WB I T15	2506010000
WB I T20	2506020000

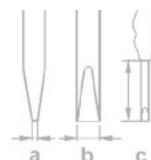
WB I VK 1	2506030000
WB I VK 2	2506040000

WB I SK 2.5	2506050000
WB I SK 3	2506060000
WB I SK 4	2506070000
WB I SK 5	2506080000

## Screwdrivers

### Uninsulated screwdrivers

Weidmüller SoftFinish®screwdriver for general applications. Bit made from fully hardened, high-alloy chromium-vanadium-molybdenum steel, matt-chrome finish.



#### SD S

Slotted screwdriver with rounded blade, SD DIN 5265, ISO 2380/2, drive output acc. to DIN 5264, ISO 2380/1, ChromTop tip, SoftFinish®grip



Type	Blade type	Size / AF	a	b	c	Order No.
SDS 0.4X2.0X60	B		0.4	2	60	9037160000
SDS 0.4X2.5X75	A		0.4	2.5	75	9009030000
SDS 0.5X3.0X80	A		0.5	3	80	9008320000
SDS 0.6X3.5X100	A		0.6	3.5	100	9008330000
SDS 0.6X3.5X200	A		0.6	3.5	200	9010110000
SDS 0.8X4.0X100	A		0.8	4	100	9008340000
SDS 0.8X4.5X125	A		0.8	4.5	125	9009020000
SDS 1.0X5.5X150	A		1	5.5	150	9008350000
SDS 1.2X6.5X150	A		1.2	6.5	150	9009010000

#### SDK PH

Crosshead screwdriver, Phillips, SDK PH DIN 5262, ISO 8764/2-PH, drive output acc. to ISO 8764-PH, chrome top tip, SoftFinish®grip



SDK PH0		3	60	9008470000
SDK PH1		4.5	80	9008480000
SDK PH2		6	100	9008490000
SDK PH3		8	150	9008500000

#### SDK PZ

Crosshead screwdriver, Pozidriv, SDK PZ DIN 5262, ISO 8764/2-PZ, drive output acc. to ISO 8764-PZ, chrome top tip, SoftFinish®grip



SDK PZ1		4.5	80	9008530000
SDK PZ2		6	100	9008540000

#### SD TH

Torx® TH screwdriver with hole in tip of blade (tamper-resistant), SD TH for screwing Torx® and Torx®TH security screws (pin in centre of Torx® recess), ChromTop tip, SoftFinish®grip



SD TH10		4	80	9009180000
SD TH15		4	80	9009170000
SD TH20		4	100	9009160000

#### SD 0.6x3.5x60 pico

Weidmüller precision screwdriver for great applications



SD 0,6x3,5x60 pico		0.6	3.5	60	9918110000
--------------------	--	-----	-----	----	------------

**Uninsulated screwdrivers**

SoftFinish® Screwdriver from Weidmüller for general use. Blade, bit made from fully hardened, high-alloy chromium-vanadium molybdenum steel, gun-metal finish.



**Set S 2.5/3.0/4.0/5.5/PH 1/2**

6-piece set: slotted and crosshead PH screwdriver set with circular blades



Type	Blade type	Size / AF	a	b	c	Order No.
SDS 0.4X2.5X75	A		0.4	2.5	75	
SDS 0.5X3.0X80	A		0.5	3	80	
SDS 0.8X4.0X100	A		0.8	4	100	
SDS 1.0X5.5X150	A		1	5.5	150	
SDK PH1				4.5	80	
SDK PH2				6	100	
SD Set S2.5-5.5/PH1/2						<b>9009740000</b>

**Set S 2.0/2.5/3.0/3.5/4.0/5.5**

6-piece set: slotted screwdriver set



SDS 0.4X2.0X60	B		0.4	2	60	
SDS 0.4X2.5X75	A		0.4	2.5	75	
SDS 0.5X3.0X80	A		0.5	3	80	
SDS 0.6X3.5X100	A		0.6	3.5	100	
SDS 0.8X4.0X100	A		0.8	4	100	
SDS 1.0X5.5X150	A		1	5.5	150	
SD Set S2.0-5.5						<b>9205560000</b>

**SD TO 0,6x3,0**

Angled slotted screwdriver with round handle, SoftFinish® grip



SD TO 0,6x3,0	A		0.6	3	70	<b>1323880000</b>
---------------	---	--	-----	---	----	-------------------



**Removal Tool CM3, HD****Removal Tool HD****CM3 Removal Tool**

Contact release tool for freeing CM3 crimp contacts.

**HD Removal Tool**

Contact release tool for freeing crimp contacts in the Concept CM10 module

**Ordering data**

Type	Qty.	Order No.
REMOVAL TOOL HD	1	1866730000
Removal Tool CM 3	1	1866710000

**Removal Tool HE**

Contact release tool for the ConCept HE module and for releasing crimp contacts in the ConCept CM4 module

**Ordering data**

Type	Qty.	Order No.
Removal Tool HE	1	1866750000

**Removal Tool HX**

Contact release tool for removing HX contacts

**Ordering data**

Type	Qty.	Order No.
Removal Tool HX	1	1002990000

**Removal Tool MHP**

Contact release tool for removing ModuPlug MHP100 contacts.

**Ordering data**

Type	Qty.	Order No.
Removal Tool MHP	1	1480380000

**Removal Tool MHP200**

Contact release tool for removing ModuPlug MHP200 contacts

**Ordering data**

Type	Qty.	Order No.
Removal Tool MHP200	1	2617240000

**Replacement sleeve for contact release tool****Ordering data**

Type	Qty.	Order No.
HUELSE REMOVAL TOOL HD	5	1044100000
HÜLSE REMOVAL TOOL CM 3	5	1044080000



## Stripping and crimping machines

## CA 100/10

4...10 mm<sup>2</sup>

The CA 100/10 is an electropneumatic powered automatic stripper and crimper for time-saving and rational processing of loose wire-end ferrules. It has been developed for the assembly of medium series cables in stationary areas. The automatic machines feature quick and easy handling.

- Stripping and crimping in one operation
- Electropneumatic drive
- Stripping and crimping in a range of 4 to 10 mm<sup>2</sup> (AWG 12 – 8)
- Processing of wire-end ferrules of various lengths
- Quick and easy retooling
- Oscillating conveyor to hold loose wire-end ferrules

## CA 4/8 Indent

0.34 ... 2.5 mm<sup>2</sup>

The CA 4/8 Indent is an electro-pneumatic-driven automatic stripper and crimper for processing loose-packed, turned male and female contacts. The contacts are fed automatically via an oscillating conveyor set-up. Conductors and contacts in the 0.34 ... 2.5 mm<sup>2</sup> range (AWG 22 to 14) can be crimped normally with a 4/8 indent crimp shape, in compliance with MIL C-22520/1-01. The settings for stripping and crimp depth are motor-driven. The values can be saved in 50 different programs. The keyboard is used for configuration and programming. Important data, functions and errors are shown on the LCD display. With the help of the appropriate tools, the automatic crimper may be converted to various contacts and/or conductors. It was developed for preparing conductors in medium-batch series for stationary use. The automatic machine can be operated quickly and easily.

- Stripping and crimping in one operation
- Electro-pneumatic drive
- Strips and crimps 0.34 ... 2.5 mm<sup>2</sup>
- Processes loose twisted pin and socket contacts
- Rapid and simple change-over
- Vibration-feeder takes 500 loose machined contacts
- 4/8-Indent crimp conforms with MIL C-22520/1-01
- Program memory for 50 contact variations
- Stripping and crimping dimensions adjusted by means of electric motor

## Technical data

	CA 100/10
Crimping range	4 ... 10 mm <sup>2</sup> (with usage of the respective tool set)
Crimping lengths	6...18 mm
Connection	220 V / 50 Hz
Drive	Electropneumatic
Compressed-air connection	5 bar
Pulse time	approx. 2.5 sec.
Crimping	Trapezoidal crimp
Dimensions W x D x H (mm)	530 x 400 x 460
Weight	40 kg
Options	Quadrocrimp tool: for a perfectly square four-sided crimp

The CA 100 can be converted to a wire cross-section between 0.14 and 2.5 or 4 and 10 mm<sup>2</sup>.

## Ordering data

Type	Qty.	Order No.
CA 100/10	1	on request

## Note on ordering

In order to precisely determine the required conversion tool, you will need the exact specifications for both the wire-end ferrules being processed and the cables being processed.

We can send you a detailed offer upon request.

## Technical data

	CA 4/8 Indent
Stripping range	0.34 ... 2.5 mm <sup>2</sup>
Connection	220 V / 50 Hz / 115 VA
Drive	pneumatic
Compressed air connection	5 bar
Processing time	approx. 2.5 s
Size W x D x H	450 x 490 x 420
Weight	40 kg

## Ordering data

Type	Qty.	Order No.
CA 4/8 Indent	1	on request

## Note on ordering

The machine is set up using sample contacts to suit the user's requirements. For this we need the name of the manufacturer, the type designation and the cross-sections of the contacts.

Detailed quotation available on request.



## Cable glands

Weidmüller offers a variety of add-on components for a multitude of purposes and applications in addition to its extensive Klippon® Protect range.

In addition to brass, plastic and stainless steel cable glands, there are also sealing plugs, pressure-equalising elements, adapters and relevant accessories – such as lock nuts, flat gaskets, flat washers and earthing rings – available.

To match the assembled enclosures, the cable glands meet the requirements of IP protection classes IP54 to IP69K and can be used as required in standard industrial applications, EMC applications or even explosive risk zones, plus they comply with the approvals required for this purpose.

The Ex-certified Klippon® cable glands also enable the connection of braided and shielded reinforcements with and without lead sheathing as well as the connection of steel wire and steel tape cables and conductors. They can withstand temperatures ranging from  $-60^{\circ}\text{C}$  to  $+180^{\circ}\text{C}$ .

Depending on the cable gland variants and application, the cable glands, sealing plugs, adaptors, pressure-equalising elements and accessories are manufactured and certified according to the following standards:

- IEC/EN 62444 (Construction and design)
- IEC/EN 60529 (IP protection class testing)
- IEC/EN 60079-0 (General ATEX standard)
- IEC/EN 60079-1 (Ex d ATEX standard)
- IEC/EN 60079-7 (Ex e ATEX standard)
- IEC/EN 60079-11 (Ex i ATEX standard)
- IEC/EN 60423 (Metric thread)
- DIN 40430 (PG and NPT threads)

The range of cable glands, sealing plugs and pressure-equalising elements is available in metric (M) and high-strength (PG) threads in sizes ranging from M12 to M75 and PG7 to PG48. When choosing cable glands and sealing plugs, please refer to the table with the sealing characteristics of the O-rings, flat gaskets and seal inserts. The O-Ring or flat gasket is always intended for sealing the connecting thread on an enclosure, for example, while the seal insert of each cable gland is intended for actually sealing and crushing the connecting cable.





You should always observe the maximum drill-hole diameter when installing a cable gland, sealing plug, adaptor, or pressure compensation element (e.g. onto the gland plate of an enclosure). These must not exceed the following specified maximum values / tolerances so that the protection degree of the whole enclosure can be guaranteed. Please also refer to the instruction manual; deviating information is possible.

### Through-hole information

M thread	Through-hole, in mm
M 12	12.2
M 16	16.2
M 20	20.2
M 25	25.2
M 32	32.2
M 40	40.2
M 50	50.2
M 63	63.2
M 75	75.2
PG thread	Through-hole, in mm
PG 7	12.4
PG 9	15.1
PG 11	18.5
PG 13.5	20.4
PG 16	22.5
PG 21	28.3
PG 29	37.4
PG 36	47.2
PG 42	54.2
PG 48	59.5

### Overview of sealing materials for O-rings, flat gaskets as well as seal inserts

Abbreviation	Material	Trade name	Temperature range	Chemical resistance	Fire resistant	Shore	Free from halogens	UV resistance
TPE	Thermo-plastic elastomer	Santoprene	-40 °C to +130 °C	Hydrocarbons, oils, acids	UL94, HB	64	Yes	very good
CR	Chloroprene rubber	Neoprene	-40 °C to +130 °C	Mineral oils, greases, fuels	very good	40 - 90	No	very good
NBR	Nitrile rubber	Perbunan, Nitrile	-40 °C to +130 °C	Hydrocarbons, oils, acids, aliphatic solvents, greases, fuels	weak	40 - 90	No	good
EPDM	Ethylene-propylene-diene rubber	Keltan	-50 °C to +130 °C	Weather-, grease-, mineral oil-, chlorine- and ozone resistant, hydrocarbons	weak	20 - 90		very good
FPM	Fluoro-rubber	Viton	-25 °C to +200 °C	ozone, oxygen, mineral oils, synthetic hydraulic fluids, fuels, aromatics, many organic solvents and chemicals	weak	65 - 95		good

**Note:** The data refer only to the sealing material, not to the entire component.

### Abbreviations - technical data

A, L	Length in mm
L1	Length of thread in mm
D	Diameter in mm
S	Thickness in mm
S1, S2	Depth in mm
SW, SW1, SW2	Distance across flats in mm
KB	Clamping range in mm
KB ZE	Clamping range strain relief in mm
Thread	External thread
SUHB	Shroud / Protective cap
DR	Tightening torque in Nm
HM	Cap nut / pressure screw
Qty.	Packing unit in pieces

### Product designation

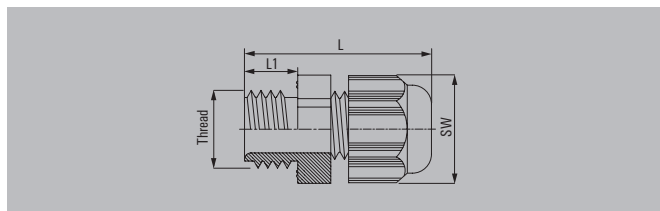
VG	Cable gland
VP	Sealing plugs
KDSU	Klippon® Double Seal Universal
KDSW	Klippon® Double Seal for SWA
KDSX	Klippon® Double Seal for SWB/STA
KSG	Klippon® Standard Gland
KUB	Klippon® Universal Barrier
KSPA	Klippon® Stopping Plug Type A
KSPMH	Klippon® Stopping Plug Mushroom
KSWN	Klippon® Sealing Washer Nylon
KSWF	Klippon® Sealing Washer Red Fibre
KSP	Klippon® Shroud PVC/Silicone
SKMU	Hexagon nut
DAE	Pressure compensation element
BD	Breather drain (compensation element)
SZS	Serrated Star Washers
ZE	Strain relief
EMV	Electromagnetic compatibility
EA	Earthing ring
SKS	Spiral kink protection
GWDR	Threaded sealing ring or IP washer

Standard cable glands – Plastic

Cable glands – Plastic – IP68



Cable gland made of plastic with integrated strain relief for industrial applications where IP67 or IP68 protection is required. Tested and approved according to EN 62444 and UL514B.



Technical data

Material / Colour	Polyamide 6 / Light Grey / RAL 7035
Seal insert	CR
Temperature range	-40 °C...100 °C
Protection class	IP67, IP68 - 5 bar (30 min.)
Flammability rating	V-2
<b>Note</b>	Version with moulded sealing lip. Length L varies depending on the cable diameter used.

Ordering data

Type	Thread	KB	L/L1	SW	Qty.	Order No.
<b>metric</b>						
VG M12-1/K68	M 12	3-6.5	30.5 / 8	15	100	1772280000
VG M16-1/K68	M 16	4-8	34.5 / 8	19	50	1909860000
VG M16 - K 68	M 16	5-10	40 / 10	22	50	1772290000
VG M20-1/K68	M 20	6-12	39.5 / 10	24	50	1772300000
VG M25-1/K68	M 25	11-17	43 / 8	29	50	1909870000
VG M25 - K 68	M 25	13-18	47 / 10	33	25	1772310000
VG M32-1/K68	M 32	15-21	52 / 10	36	20	1909880000
VG M32 - K 68	M 32	18-25	56 / 15	42	20	1772320000
VG M40-1/K68	M 40	19-28	57 / 10	46	10	1909890000
VG M40 - K 68	M 40	22-32	69.5 / 18	53	10	1772330000
VG M50 - K 68	M 50	30-38	71 / 18	60	10	1772340000
VG M63-1/K68	M 63	34-44	71 / 18	65	10	1772350000
<b>PG</b>						
VG 7-K68	PG 7	3-6.5	30 / 8	15	100	1568970000
VG 9-K68	PG 9	4-8	34.5 / 8	19	50	1568980000
VG 11-K68	PG 11	5-10	37 / 8	22	50	1568990000
VG 13.5-K68	PG 13.5	6-12	39 / 10	24	50	1569000000
VG 16-K68	PG 16	10-14	41 / 10	27	50	1569010000
VG 21-K68	PG 21	13-18	48 / 11	33	25	1569020000
VG 29-K68	PG 29	18-25	52 / 11	42	20	1569030000
VG 36-K68	PG 36	22-32	64.5 / 13	53	10	1569040000
VG 42-K68	PG 42	30-38	66.5 / 13	60	10	1569050000
VG 48-K68	PG 48	34-44	67.5 / 14	65	10	1718770000

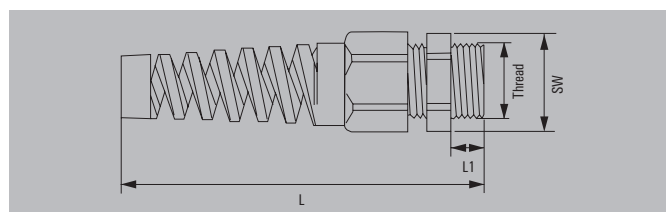
**Note** Long-thread version on request, halogen-free without sealing ring.  
Installation specifications and tightening torques can be found in the installation instructions.  
For further information please use our online catalogue: [catalog.weidmueller.com](http://catalog.weidmueller.com).

J

## Cable glands – Plastic – SKS



Cable gland made of plastic with spiral bending protection and integrated strain relief, specially suited for moving connections. It prevents cables from bending at acute angles.



## Technical data

Material / Colour	Polyamide 6 / Light Grey / RAL 7035
Seal insert	CR
Temperature range	-20 °C...100 °C
Protection class	IP68 - 5 bar (30 min.)
Flammability rating	V-2
<b>Note</b>	Version with moulded sealing lip Length L varies depending on the cable diameter used.

## Ordering data

Type	Thread	KB	L/L1	SW	Qty.	Order No.
<b>metric</b>						
VG M12-K68 SKS	M 12	3-6.5	63.5 / 8	15	100	1776700000
VG M16-K68 SKS	M 16	5-10	94.5 / 15	22	50	1776710000
VG M20-K68 SKS 6-12	M 20	6-12	101.5 / 11	24	50	1778860000
VG M20-K68 SKS 10-14	M 20	10-14	116 / 15	27	25	1776720000
VG M25-K68 SKS	M 25	13-18	132.5 / 15	33	25	1776730000
<b>PG</b>						
VG 7-K68 SKS	PG 7	3-6.5	63 / 8	15	50	1720470000
VG 9-K68 SKS	PG 9	4-8	74 / 8	19	50	1720480000
VG 11-K68 SKS	PG 11	5-10	87 / 8	22	100	1720490000
VG 13.5-K68 SKS	PG 13.5	6-12	98 / 9	24	50	1720500000
VG 16-K68 SKS	PG 16	10-14	112 / 10	27	25	1720510000
VG 21-K68 SKS	PG 21	13-18	130 / 11	33	20	1720520000

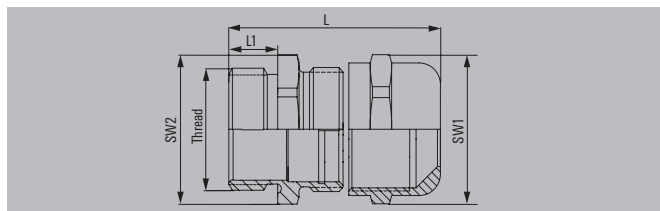
**Note** Long-thread version on request, halogen-free without sealing ring.  
Installation specifications and tightening torques can be found in the installation instructions.  
For further information please use our online catalogue: [catalog.weidmueller.com](http://catalog.weidmueller.com).

## Standard cable glands – Brass

### Cable glands – Brass – IP68



Cable gland made of brass for industrial applications where IP68 or IP69K protection is required.



#### Technical data

Material	Brass, nickel-plated
O-ring / Seal insert	NBR / CR
Temperature range	-40 °C...100 °C
Clamp insert	Polyamide
Protection degree with GWDR	IP54, IP66, IP67, IP68 - 5 bar (30 min.), IP69K
<b>Note</b>	Length "L" varies depending on the cable diameter used; IP69K protection applies to all metric cable glands; the following thread sizes are excluded from IP69K: PG29, PG36, PG42 and PG48.

#### Ordering data

Type	Thread	KB	L/L1	SW1/SW2	Qty.	Order No.
<b>metric</b>						
VG M12 - MS 68	M 12	3-6.5	28 / 6	14 / 14	50	1772200000
VG M16 - MS 68	M 16	4-8	30 / 7	17 / 18	50	1772210000
VG M16-1/MS68	M 16	5-10	35.5 / 7	20 / 20	50	1909910000
VG M20 - MS 68	M 20	6-12	34.5 / 8	22 / 22	50	1772220000
VG M25 - MS 68	M 25	10-14	35.7 / 8	24 / 27	25	1772230000
VG M25-1/MS68	M 25	11-17	40.5 / 8	27 / 27	25	1909920000
VG M32 - MS 68	M 32	13-18	42 / 9	30 / 34	10	1772240000
VG M32-1/MS68	M 32	15-21	44 / 8	34 / 34	10	1909930000
VG M40 - MS 68	M 40	18-25	47 / 9	40 / 43	10	1772250000
VG M40-1/MS68	M 40	19-28	52.5 / 9	43 / 43	10	1909940000
VG M50 - MS 68	M 50	22-32	57 / 9	50 / 55	5	1772260000
VG M50-1/MS68	M 50	27-38	61 / 9	58 / 58	5	1909950000
VG M63 - MS 68	M 63	34-44	67 / 14	64 / 68	5	1772270000
<b>PG (IP69K)</b>						
VG 7-MS68	PG 7	3-6.5	28 / 6	14 / 14	50	1569060000
VG 9-MS68	PG 9	4-8	29.5 / 6	17 / 17	50	1569070000
VG 11-MS68	PG 11	5-10	32 / 6	20 / 20	50	1569080000
VG 13.5-MS68	PG 13.5	6-12	31 / 6.5	22 / 22	50	1569090000
VG 16-MS68	PG 16	10-14	34.5 / 6.5	24 / 24	25	1569100000
VG 21-MS68	PG 21	13-18	39.7 / 7.2	30 / 30	25	1569110000
<b>PG (IP68)</b>						
VG 29-MS68	PG 29	18-25	46.5 / 8	40 / 40	10	1569120000
VG 36-MS68	PG 36	22-32	57 / 9	50 / 50	5	1569130000
VG 42-MS68	PG 42	30-38	60.5 / 12	58 / 58	5	1569140000
VG 48-MS68	PG 48	34-44	69 / 14	64 / 64	5	1718790000

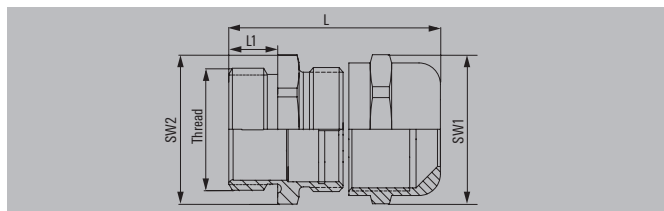
**Note** Long-thread version on request  
 VDE for metric version  
 Installation specifications and tightening torques can be found in the installation instructions.  
 For further information please use our online catalogue: [catalog.weidmueller.com](http://catalog.weidmueller.com).

J

Cable glands - Brass - IP68



Cable gland made of brass with spherical sealing insert which squeezes the cable gently over a large area. This cable gland is suitable for railway applications; its sealing material conforms to the requirements of EN 45545.



Technical data

Material	Brass, nickel-plated
O-Ring / Seal insert	NBR / T80s
Temperature range	-40 °C ... 130 °C
Protection class	IP68 - 15 bar

Note

Ordering data

Type	Thread	KB	L/L1	SW	Qty.	Order No.
VGM25-MS68 11-20 BG	M 25	11-20	36.5 / 7.5	30	50	1193600000
VGM32-MS68 15-25 BG	M 32	15-25	40 / 8	36	25	1193610000
VGM40-MS68 20-32 BG	M 40	20-32	43 / 8	45	10	1193620000
VGM40/1-MS68 20-32 BG	M 40	20-32	82 / 8	45	10	1205890000

Note

When using mounting covers with 3 X M 40 cable input threads, the elongated version must be used for the cable gland in the middle. Installation specifications and tightening torques can be found in the installation instructions. For further information please use our online catalogue: [catalog.weidmueller.com](http://catalog.weidmueller.com)

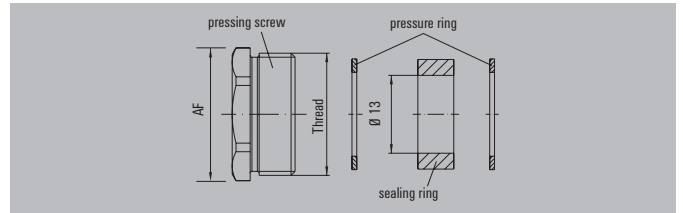


**Standard cable glands – Brass**

**Clamping screws – Brass – IP65**



The special cable glands (clamping screws) are designed for use in HDC RockStar® base enclosures. The seal insert used contains several removable or separable inlets.



**Technical data**

Clamping screw material	Brass, nickel-plated
Sealing ring material	SBR/NBR
Pressure ring material	Polyamide
Temperature range	-20 °C...60 °C
Protection class	IP65
<b>Note</b>	

**Ordering data**

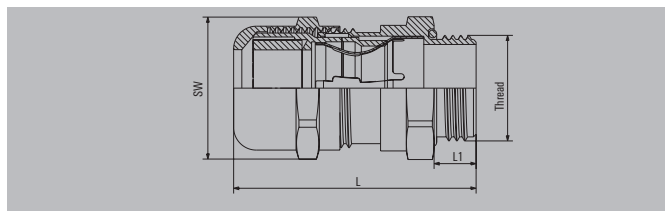
Type	Thread	Inserts in mm	SW	Qty.	Order No.
<b>metric</b>					
VG H M20 MS	M 20	4 / 7 / 10 / 13	20	50	1921720000
VG H M25 MS	M 25	8.5 / 11.5 / 14.5 / 18	25	25	1921740000
VG H M32 MS	M 32	16 / 19 / 22 / 25	32	20	1921760000
VG H M40 MS	M 40	23 / 26 / 29 / 32	40	10	1921770000
<b>PG</b>					
KV 11-M	PG 11	7.5 / 10 / 12.5	10	10	1656390000
KV 13-M	PG 13	7.5 / 10 / 12.5	10	10	1656400000
KV 16-M	PG 16	7.5 / 10 / 12.5 / 15	10	10	1656410000
KV 21-M	PG 21	10 / 13 / 16 / 19	10	10	1656420000
KV 29-M	PG 29	18 / 21 / 24 / 27	10	10	1656430000
<b>Note</b>					



## Cable glands – Brass – EMC-4



Cable gland made of brass with EMC contact system for the particularly time-saving installation of shielded cables. It is characterised by the following features: very low installation effort, vibration-resistant and patented active contact system.



## Technical data

Material	Brass, nickel-plated
O-Ring / Seal insert	NBR / CR
Temperature range	-40 °C...100 °C
Protection class	IP66, IP68 - 5 bar (30 min.), IP69K
Clamp insert	Polyamide
<b>Note</b>	

## Ordering data

Type	Thread	KB	Shield Ø	L/L1	SW	Qty.	Order No.
VG M12 EMV-4 MS 3-6.5	M 12	3-6.5	2.00-5.00	34 / 6	14	50	2435070000
VG M16 EMV-4 MS 5-10	M 16	5-10	3.50-8.00	39 / 6	20	50	2435140000
VG M20 EMV-4 MS 6-12	M 20	6-12	4.50-10.00	38 / 6	22	50	2435150000
VG M20 EMV-4 MS 8-14	M 20	7.5-14	5.50-11.50	48 / 8	24	50	2435160000
VG M25 EMV-4 MS 10-18	M 25	10-18	7.00-14.00	51 / 8	30	25	2435170000
VG M32 EMV-4 MS 16-25	M 32	16-25	12.00-20.00	62 / 9	40	10	2435180000
VG M40 EMV-4 MS 22-32	M 40	22-32	18.00-27.00	69.5 / 9	50	5	2435190000
VG M50 EMV-4 MS 30-38	M 50	30-38	26.00-34.00	62 / 9	58	5	2435200000
VG M63 EMV-4 MS 34-44	M 63	34-44	30.00-40.00	73 / 14	68	5	2435210000

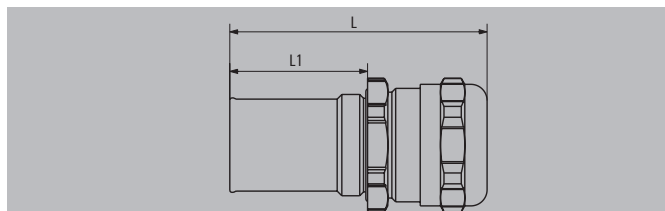
**Note** Installation specifications and tightening torques can be found in the installation instructions.  
For further information please use our online catalogue: [catalog.weidmueller.com](http://catalog.weidmueller.com).

## EMC cable glands

### Cable glands – Brass – EMC SET



Cable gland made of brass for internal shield connection or potential equalisation; easy-to-use, permanent, secure shield connection. This cable gland is suitable for railway applications; its sealing material meets the requirements of EN 45545.



#### Technical data

Material	Brass, nickel-plated
O-Ring / Seal insert	NBR / T80s
Temperature range	-40 °C ... 130 °C
Protection class	IP68 - 15 bar

**Note**

#### Ordering data

Type	Thread	KB	L/L1	SW	Qty.	Order No.
VGM25-MS68 EMC 11-20SET	M 25	11-20	63.5 / 34	30	1	1463720000
VGM32-MS68 EMC 15-25SET	M 32	15-25	66.5 / 34	36	1	1463730000

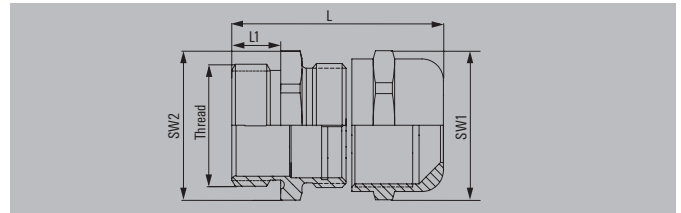
**Note** Installation specifications and tightening torques can be found in the installation instructions. For further information please use our online catalogue: [catalog.weidmueller.com](http://catalog.weidmueller.com).



## Cable glands – Stainless steel – IP68



Cable gland made of stainless steel for standard industrial applications that require a high degree of protection (IP68 or IP69K). These cable glands – with their resistance to impact and sea water – are also suitable for use in applications under extreme environmental conditions.



## Technical data

Material	Stainless steel 1.4305 (303)
O-Ring / Seal insert	NBR / CR
Temperature range	-40 °C...100 °C
Protection class	IP54, IP66, IP67, IP68 - 5 bar (30 min.), IP69K
<b>Note</b>	

## Ordering data

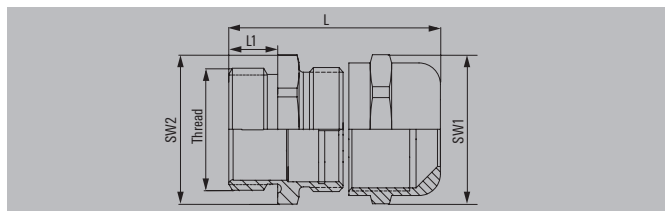
Type	Thread	KB	L/L1	SW1/SW2	Qty.	Order No.
<b>metric</b>						
VGM12-SS 68 KB 3-6.5	M 12	3-6.5	28 / 6	14 / 14	50	1009840000
VGM16-SS 68 KB 4-8	M 16	4-8	30 / 7	17 / 19	50	1009850000
VGM20-SS 68 KB 6-12	M 20	6-12	32 / 8	22 / 22	50	1009860000
VGM25-SS 68 KB 10-14	M 25	10-14	35.5 / 8	24 / 27	25	1009870000
VGM32-SS 68 KB 13-18	M 32	13-18	41.5 / 9	30 / 36	20	1009880000
VGM40-SS 68 KB 18-25	M 40	18-25	49.6 / 9	41 / 46	20	1009890000
VGM50-SS 68 KB 22-32	M 50	22-32	55 / 9	50 / 55	5	1009900000
VGM63-SS 68 KB 34-44	M 63	34-44	67 / 14	65 / 70	5	1009910000
<b>PG</b>						
VG 7-SS 68 KB 3-6.5	PG 7	3-6.5	28 / 6	14 / 14	50	1009740000
VG 9-SS 68 KB 4-8	PG 9	4-8	29 / 6	17 / 17	50	1009750000
VG 11-SS 68 KB 5-10	PG 11	5-10	31.5 / 6	22 / 22	50	1009760000
VG 16-SS 68 KB 10-14	PG 16	10-14	34 / 6.5	24 / 24	25	1009780000
VG 21-SS 68 KB 13-18	PG 21	13-18	39.7 / 7.2	30 / 30	25	1009790000
VG 29-SS 68 KB 18-25	PG 29	18-25	46.5 / 8	41 / 41	20	1009800000
VG 36-SS 68 KB 22-32	PG 36	22-32	55 / 9	50 / 50	15	1009810000
<b>Note</b>	1.4404 (316L) on request. Installation specifications and tightening torques can be found in the installation instructions. For further information please use our online catalogue: <a href="http://catalog.weidmueller.com">catalog.weidmueller.com</a> .					

## Standard cable glands – Stainless steel

### Cable gland – Stainless steel – IP68



Cable gland with spherical seal insert that squeezes the cable gently over a large area. This cable gland is suitable for railway applications; its sealing material meets the requirements of EN 45545.



#### Technical data

Material	Stainless steel 1.4305 (303)
O-Ring / Seal insert	Silicone / T80s
Temperature range	-40 °C ... 130 °C
Protection class	IP68 - 15 bar

#### Note

#### Ordering data

Type	Thread	KB	L/L1	SW	Qty.	Order No.
VGM25-SS68 11-20 BG	M 25	11-20	36.5 / 7.5	30	50	1193570000
VGM32-SS68 15-25 BG	M 32	15-25	40 / 8	36	25	1193580000
VGM40-SS68 20-32 BG	M 40	20-32	43 / 8	45	10	1193590000
VGM40/1-SS68 20-32 BG	M 40	20-32	82 / 8	45	10	1205920000

#### Note

When using mounting covers with 3 X M 40 cable input threads, the elongated version must be used for the cable gland in the middle.  
 Installation specifications and tightening torques can be found in the installation instructions.  
 For further information please use our online catalogue: [catalog.weidmueller.com](http://catalog.weidmueller.com)

## HQ cable glands



Cable gland especially for heavy-duty connectors of the HQ series, available in plastic, brass and as brass EMC version.

### Technical data

Material	Polyamide 6
Seal insert	TPE
Temperature range	-40 °C ... 130 °C
Protection class	IP68
<b>Note</b>	

### Ordering data

Type	Thread	KB	SW	Qty.	Order No.
<b>Plastic</b>					
VG 16 HQ K68 4-6.5	PG 16	4-6.5	27	1	2715990000
VG 16 HQ K68 6.5-9.5	PG 16	6.5-9.5	27	1	1273890000
VG 16 HQ K68 9-13	PG 16	9-13	27	1	1016070000
VG 16 HQ K68 11.5-15.5	PG 16	11.5-15.5	27	1	1016080000
<b>brass</b>					
VG 21 HQ MS68 9-13	PG 21	9-13	30	1	1016090000
VG 21 HQ MS68 11.5-15.5	PG 21	11.5-15.5	30	1	1016100000
VG 21 HQ MS68 14-18	PG 21	14-18	30	1	1016110000
<b>EMC</b>					
VG 21 HQ EMV68 11-15.5	PG 21	11-15.5	30	1	1016120000
VG 21 HQ EMV68 14-18	PG 21	14-18	30	1	1016130000
<b>only for angled HQ base enclosure (order number 1003110000)</b>					
VG16 HQ K68 9-12SH	PG 16	9-12	30	1	1045530000
VG16 HQ K68 11.5-15.5SH	PG 16	11.5-15.5	30	1	1045540000
<b>Note</b>					
Installation specifications and tightening torques can be found in the installation instructions. For further information please use our online catalogue: <a href="http://catalog.weidmueller.com">catalog.weidmueller.com</a> .					

## Adaptors

### Adaptors with NPT male threads



Adaptors can be used to connect threaded holes and cable glands of different thread sizes and types.

### Technical data

Material	Brass, nickel-plated
Temperature range	-40 °C...100 °C
Protection class	IP54
Marking	II 2 GD, Ex db IIC, Ex eb II, Ex tD

### Ordering data

External thread	1/2" NPT	3/4" NPT	1" NPT	1 1/4" NPT	1 1/2" NPT	2" NPT	2 1/2" NPT	3" NPT
Inner thread	Order No.	Order No.	Order No.	Order No.	Order No.	Order No.	Order No.	Order No.
M16	1737490000							
M20	1737650000	1737640000	1737630000			1737600000		
M25	1737810000	1737800000	1737790000			1737760000	1737750000	
M32		1737950000				1737910000		1737890000
M40			1738070000			1738040000		
M63						1738240000		1738220000
1/2" NPT		1738400000	1738390000		1738370000			
3/4" NPT	1738570000		1738550000		1738530000			
1" NPT				1738690000	1738680000			
1 1/4" NPT						1738790000		
1 1/2" NPT						1738910000		
<b>Note</b>	Qty. = 1							

## Adaptors with metric male threads



Adaptors can be used to connect threaded holes and cable glands of different thread sizes and types.

## Technical data

Material	Brass, nickel-plated
Temperature range	-40 °C...100 °C
Protection class	IP54
Marking	II 2 GD, Ex db IIC, Ex eb II, Ex tD

## Ordering data

External thread	M 16	M 20	M 25	M 32	M 40	M 50	M 63	M 75
Inner thread	Order No.	Order No.	Order No.	Order No.	Order No.	Order No.	Order No.	Order No.
M16		1737560000	1737550000	1737540000	1737530000			
M20	1737730000	1737720000	1737710000	1737700000	1737690000	1737680000	1737670000	
M25		1737880000			1737860000	1737850000	1737830000	
M32			1738010000		1737990000	1737980000	1737970000	
M40				1738120000		1738100000	1738090000	
M50					1738210000		1738190000	1738180000
M75						1738280000	1738330000	1738260000
1/2" NPT		1738480000		1738460000	1738450000	1738440000	1738430000	
3/4" NPT		1738640000	1738630000		1738610000			
1" NPT			1738760000	1738750000	1738740000	1738730000	1738720000	
1 1/4" NPT				1738870000		1738850000	1738840000	
1 1/2" NPT							1738940000	1738930000
2" NPT								1739010000
2 1/2" NPT							1739080000	1739070000
3" NPT								1739110000

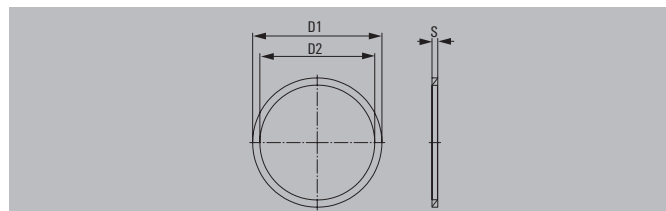
Note Qty. - 1

## Accessories - Flat IP washer

### Flat IP washer - Standard - Polyethylene



For better sealing of the connection thread of a cable gland or accessory.



#### Technical data

Material / Colour	Polyethylene / Transparent
Temperature range	-30 °C...90 °C
<b>Note</b>	

#### Ordering data

Type	Thread	D1	D2	S	Qty.	Order No.
<b>metric</b>						
GWDR M12-PO	M 12	16.00	12.00	2.00	50	1777920000
GWDR M16-PO	M 16	20.00	16.00	2.00	50	1777930000
GWDR M20-PO	M 20	24.00	20.00	2.00	100	1777940000
GWDR M25-PO	M 25	29.00	25.00	2.00	50	1777950000
GWDR M32-PO	M 32	36.00	32.00	2.00	50	1777960000
GWDR M40-PO	M 40	45.00	40.00	2.00	50	1777970000
GWDR M50-PO	M 50	56.00	50.00	2.00	50	1777980000
GWDR M63-PO	M 63	70.00	63.00	2.00	50	1777990000
<b>PG</b>						
GWDR PG7-PO	PG 7	16.50	12.50	2.00	100	1719440000
GWDR PG9-PO	PG 9	19.00	15.20	2.00	100	1719450000
GWDR PG11-PO	PG 11	22.50	18.60	2.00	100	1719460000
GWDR PG13,5-PO	PG 13.5	25.00	20.40	2.00	100	1719470000
GWDR PG16-PO	PG 16	27.00	22.50	2.00	100	1719480000
GWDR PG21-PO	PG 21	33.50	28.30	3.00	100	1719490000
GWDR PG29-PO	PG 29	43.50	37.00	3.00	50	1719500000
GWDR PG36-PO	PG 36	55.00	47.00	3.00	50	1719510000
GWDR PG42-PO	PG 42	63.00	54.00	3.00	10	1719520000
GWDR PG48-PO	PG 48	69.00	59.30	3.00	5	1719530000

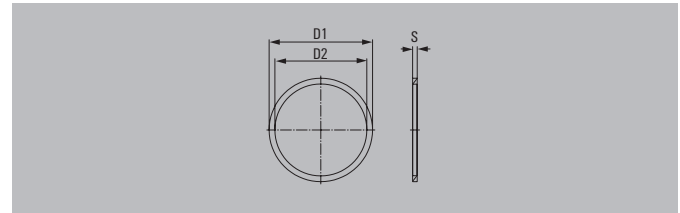
<b>Note</b>	Further versions on request.
-------------	------------------------------



## Flat IP washer – Standard – Neoprene



For better sealing of the connection thread of a cable gland or accessory.



## Technical data

Material / Colour	Neoprene / Deep black / RAL 9005
Temperature range	-40 °C...100 °C
<b>Note</b>	

## Ordering data

Type	Thread	D1	D2	S	Qty.	Order No.
<b>metric</b>						
GWDR M12-NP	M 12	18.00	12.00	1.20	50	1913320000
GWDR M16-NP	M 16	22.00	16.00	1.20	50	1736230000
GWDR M20-NP	M 20	24.00	20.00	1.20	50	1736240000
GWDR M25-NP	M 25	30.00	25.00	1.50	100	1736250000
GWDR M32-NP	M 32	42.00	32.00	1.50	50	1736260000
GWDR M40-NP	M 40	52.00	40.00	1.50	20	1736270000
GWDR M50-NP	M 50	63.00	50.00	1.50	20	1736280000
GWDR M63-NP	M 63	77.00	63.00	2.00	10	1736290000
<b>PG</b>						
GWDR PG7-NP	PG 7	17.00	11.60	1.20	100	1719540000
GWDR PG9-NP	PG 9	21.00	14.00	1.20	100	1719550000
GWDR PG11-NP	PG 11	24.00	17.00	1.20	100	1719560000
GWDR PG13,5-NP	PG 13.5	27.00	19.50	1.20	100	1719570000
GWDR PG16-NP	PG 16	30.00	22.50	1.20	100	1719580000
GWDR PG21-NP	PG 21	35.00	28.30	1.50	100	1719590000
GWDR PG29-NP	PG 29	45.00	37.00	1.50	50	1719600000
GWDR PG36-NP	PG 36	60.00	47.00	1.50	20	1719610000
GWDR PG42-NP	PG 42	65.00	54.00	1.50	10	1719620000
GWDR PG48-NP	PG 48	71.00	59.30	1.50	5	1719630000

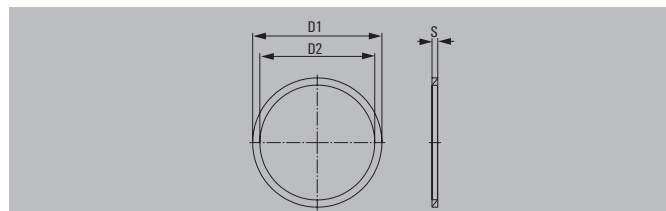
**Note** Further versions on request.

## Accessories - Flat IP washer

### Flat IP washer - Standard - Nylon



For better sealing of the connection thread of a cable gland or accessory.



#### Technical data

Material / Colour	Nylon 6 / traffic red / RAL 3020
Temperature range	-40 °C...135 °C
<b>Note</b>	

#### Ordering data

Type	Thread	D1	D2	S	Qty.	Order No.
<b>metric</b>						
KSWN M16	M 16	25.00	16.50	2.00	25	1076630000
KSWN M20	M 20	29.40	20.70	2.00	25	0930730002
KSWN M25	M 25	38.10	25.70	2.00	25	1076640000
KSWN M32	M 32	42.50	32.50	2.00	25	1076650000
KSWN M40	M 40	52.00	40.50	2.00	25	0899780000
KSWN M50	M 50	65.00	50.50	2.00	25	0900660000
KSWN M63	M 63	79.40	63.50	2.00	25	1076660000
KSWN M75	M 75	90.50	75.50	2.00	25	1076670000

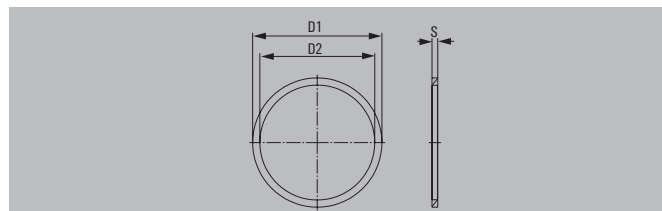
<b>Note</b>	
-------------	--



Flat IP washer – Standard – Vulcanised fibre



For better sealing of the connection thread of a cable gland or accessory.



Technical data

Material / Colour	Vulcanized fibre / brown-red / RAL 3011
Temperature range	-40 °C...95 °C
<b>Note</b>	

Ordering data

Type	Thread	D1	D2	S	Qty.	Order No.
<b>metric</b>						
KSWF M16	M 16	25.00	16.50	1.50	25	1076680000
KSWF M20	M 20	29.40	20.70	1.50	25	0899750000
KSWF M25	M 25	38.10	25.70	1.50	25	0899770000
KSWF M32	M 32	42.50	32.50	1.50	25	1076690000
KSWF M40	M 40	52.00	40.50	1.50	25	1076710000
KSWF M50	M 50	65.00	50.50	1.50	25	1076720000
KSWF M63	M 63	79.40	63.50	1.50	25	1076730000
KSWF M75	M 75	90.50	75.50	1.50	25	1076740000

<b>Note</b>						
-------------	--	--	--	--	--	--

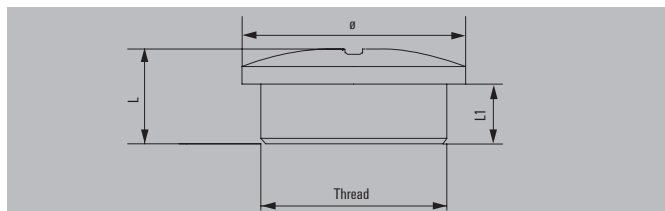


## Blanking plugs

### Blanking plugs – Plastic



Plastic blanking plug with cross-head is used to seal surplus threaded holes and to maintain the IP protection degree.



#### Technical data

Material / Colour	Polyamid 6 (PA6 - GF30) / Light Grey / RAL 7035
Temperature range	-40 °C...100 °C
Protection class	IP54
Flammability rating	V-2
<b>Note</b>	Optional sealing ring.

#### Ordering data

Type	Thread	L	L1	Head Ø	Qty.	Order No.
<b>metric</b>						
VP M12 K54	M 12	5.5	6	15.00	100	1776930000
VP M16 K54	M 16	5.5	7	20.00	100	1776920000
VP M20 K54	M 20	6.5	7	24.00	100	1776910000
VP M25 K54	M 25	7	10	30.00	100	1776900000
VP M32 K54	M 32	7	11	37.00	50	1776940000
VP M40 K54	M 40	7	13	46.00	25	1776950000
VP M50 K54	M 50	8.5	14	56.00	10	1776960000
VP M63 K54	M 63	8.5	15	69.50	50	1776970000
<b>PG</b>						
VP 7-K54	PG 7	8	6	15.00	100	1719250000
VP 9-K54	PG 9	9.5	5	19.00	100	0294760000
VP 11-K54	PG 11	10	6.5	22.00	100	0294860000
VP 13,5-K54	PG 13.5	10	5	25.00	100	0294960000
VP 16-K54	PG 16	10	5	27.00	100	0295060000
VP 21-K54	PG 21	12	8	33.00	50	0295160000
VP 29-K54	PG 29	11.5	8	44.00	25	0501160000
VP 36-K54	PG 36	14	10	55.00	10	0501260000
VP 42-K54	PG 42	14	10	62.00	5	0501360000
VP 48-K54	PG 48	16	12	69.00	5	1719260000

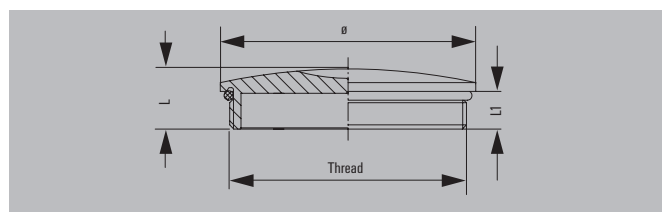
**Note** Other versions available on request. The blanking plugs must be tightened "hand-tight" with the screwdriver.

J

## Blanking plugs – Brass – Nickel-plated



Brass blanking plug with cross-head is used to seal surplus threaded holes and to maintain the IP protection degree.



## Technical data

Material	Brass, nickel-plated
O-Ring	NBR
Temperature range	-40 °C...100 °C
Protection class	IP68 - 5 bar (30 min.)

## Note


## Ordering data

Type metric	Thread	L	L1	Head Ø	Qty.	Order No.
VP M12-MS65	M 12	7.5	5	14.00	100	1777720000
VP M16-MS65	M 16	8	5	18.00	100	1777730000
VP M20-MS65	M 20	9.5	6	22.00	100	1777740000
VP M25-MS65	M 25	11	7	28.00	100	1777750000
VP M32-MS65	M 32	12	8	35.00	50	1777760000
VP M40-MS65	M 40	13	8	44.00	50	1777770000
VP M50-MS65	M 50	15	9	54.00	25	1777780000
VP M63-MS65	M 63	16	10	67.00	10	1777790000
<b>PG</b>						
VP 7-MS65	PG 7	7.5	5	15.00	100	0521600000
VP 9-MS65	PG 9	8	5	18.00	100	0294700000
VP 11-MS65	PG 11	8	5	22.00	100	0294800000
VP 13,5-MS65	PG 13,5	9	6	24.00	100	0294900000
VP 16-MS65	PG 16	9	6	26.00	100	0295000000
VP 21-MS65	PG 21	10	6	32.00	50	0295100000
VP 29-MS65	PG 29	12	8	40.00	50	0501100000
VP 36-MS65	PG 36	15	9	50.00	25	0501200000
VP 42-MS65	PG 42	16	10	57.00	25	0501300000
VP 48-MS65	PG 48	16	10	64.00	10	1719270000

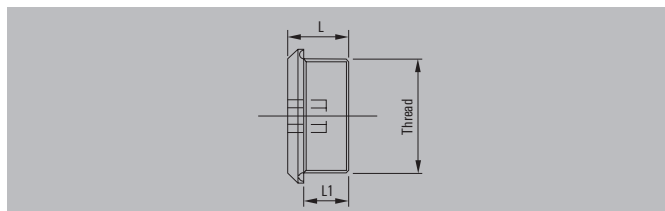
**Note** Other versions available on request. The blanking plugs must be tightened "hand-tight" with the screwdriver.

## Ex-Blanking plugs

### Blanking plugs – Brass and Stainless steel – Ex e, Ex d, IP66 / IP68



The KSPMH is a mushroom-shaped blanking plug with a hexagon socket. It is used to seal unused threaded holes so that cable glands can be inserted in the future. The KSPMH is approved for pressure-resistant Ex d encapsulations and increased safety Ex e applications.



#### Technical data

O-Ring	Silicone
Temperature range	-60 °C...200 °C
Protection class	IP66, IP68 (100 m / 168 h)
Marking	Ex d IIC Gb, Ex e IIC Gb, Ex tb IIIC Db
<b>Note</b>	


#### Ordering data

Type	Thread	L	L1	Qty.	Order No.
<b>brass</b>					
KSPMH M16 BSC	M 16	20.5	16	20	1477740000
KSPMH M20 BSC	M 20	21	16	20	1477750000
KSPMH M25 BSC	M 25	21	16	20	1477770000
KSPMH M32 BSC	M 32	21	16	10	1477780000
KSPMH M40 BSC	M 40	21.5	16	10	1477790000
KSPMH M50 BSC	M 50	21.5	16	1	1477800000
KSPMH M63 BSC	M 63	22	16	1	1477810000
KSPMH M75 BSC	M 75	22	16	1	1477830000
<b>Stainless steel</b>					
KSPMH M16 SSC	M 16	20.5	16	20	1477820000
KSPMH M20 SSC	M 20	21	16	20	1477840000
KSPMH M25 SSC	M 25	21	16	20	1477870000
KSPMH M32 SSC	M 32	21	16	10	1477890000
KSPMH M40 SSC	M 40	21.5	16	10	1477910000
KSPMH M50 SSC	M 50	21.5	16	1	1477930000
KSPMH M63 SSC	M 63	22	16	1	1477950000
KSPMH M75 SSC	M 75	22	16	1	1477980000

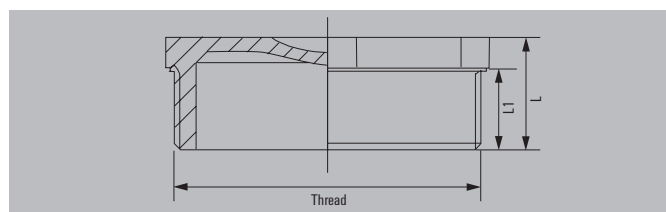
**Note** Installation specifications and tightening torques can be found in the installation instructions. For further information please use our online catalogue: [catalog.weidmueller.com](http://catalog.weidmueller.com).

J

## Blanking plugs – Plastic – Ex e, IP66



For secure connection of unused screw-in threads or through-hole in enclosures. For Ex e applications with an impact resistance of 7 Joule in accordance with IEC 60079-0.



## Technical data

Material / Colour	Polyamide 6 / Deep black / RAL 9005
O-Ring	Silicone
Temperature range	-60 °C...70 °C
Protection class	IP54, IP66, IP67, IP68 - 5 bar (30 min.)
Impact resistance	7 joules in acc. with IEC 60079-0
Marking	Ex eb IIC Gb, Ex tb IIC Db IP66/68
<b>Note</b>	

## Ordering data

Type	Thread	L	L1	SW	Qty.	Order No.
VP M12 EX SI 7J	M 12	15	10	15	100	2066710000
VP M16 EX SI 7J	M 16	16.3	12	19	100	2066720000
VP M20 EX SI 7J	M 20	17	11	23	100	2066730000
VP M25 EX SI 7J	M 25	15.8	10	28	100	2066740000
VP M32 EX SI 7J	M 32	22.8	15	36	100	2066750000
VP M40 EX SI 7J	M 40	26.5	18	46	20	2066760000
VP M50 EX SI 7J	M 50	27.5	18	55	20	2066770000
VP M63 EX SI 7J	M 63	27.5	18	69	20	2066940000

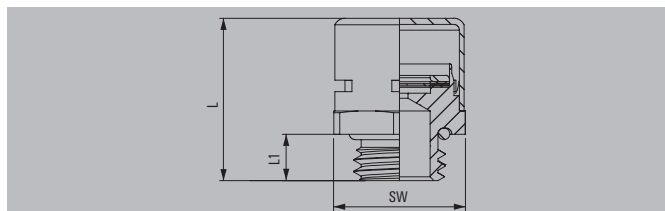
**Note** Installation specifications and tightening torques can be found in the installation instructions. For further information please use our online catalogue: [catalog.weidmueller.com](http://catalog.weidmueller.com).

## Compensating elements

### Compensation elements – Stainless steel – DAE



The DAE pressure-compensation element provides good ventilation for the enclosure and prevents moisture build-up. At the same time it maintains the high IP69k protection level. The membrane repels water and oil.



#### Technical data

Material	Stainless steel 1.4305 (303)
O-Ring	NBR
Temperature range	-40 °C...105 °C
Protection class	IP66, IP68 (1 m / 60 min), IP69K
Air flow	0.4 l/min at 0.1 bar ΔP, up to 5.0 l/min at 1bar ΔP
Water inlet point	> 1.5 bar
<b>Note</b>	

#### Ordering data

Type	Thread	L	L1	SW	Qty.	Order No.
metric						
DAEM12 SS	M 12	21.1	10	17	10	1868550000
<b>Note</b>						



# Service and support

---

<b>Service and support</b>	Our expertise for your requirements	V.2
	Engineering support and customised assembly	V.3
	Personal Support	V.4

---



## Our expertise for your requirements

### Service connects – worldwide



Automation technology functions are becoming more complex in a globally-oriented world facing ambitious targets in terms of energy efficiency and smart production. We are your equal partners for the best connections in Industrial Connectivity.

Our personal support can answer any questions reliably and expertly. Our online services are available 365 day a year around the clock to provide answers to your questions on our products - from user documentation through software to planning tools.

In short: Weidmüller's global service combines our expertise with your requirements.

V



**Your way to our service**  
[www.weidmueller.com/service](http://www.weidmueller.com/service)



## Engineering support and customised assembly

Automation engineering and connectivity consulting belongs to our services as well as assembly of engineered products. We also support the process from the idea to the product with our Weidmüller Configurator and the Configure-to-Order process.



### Consulting and engineering

The challenge for you is reducing costs and increasing efficiency. This requires intelligent, individual solutions. Whether it is modified products, pre-fitted mounting rails or complete small cabinets - our application centres provide a highly qualified custom-made engineering and production service.



### Connectivity Consulting

Alongside our product offering, we support you with our range of services through all the phases of machine construction. The result of this collaboration is a reduction of up to 30% in cycle times, up to 20% more space in the control cabinet and significant fault reduction. Our experienced Connectivity Consulting team delivers a practical impetus rather than just abstract theories.



### Fitted mounting rails

Your processes in panel building have to be fast, flexible and productive. This is the only way you can cut your costs and increase efficiency. Depending on the application in question, you will have different requirements with respect to the engineering service, delivery speed and flexibility to be provided.



### Processed and assembled enclosures

To compete internationally, your plants need to satisfy high standards of safety, quality and performance. The smart combination of consultation, application expertise and industry know-how is our key to finding a custom-fit solution for your application. Reduce costs and increase efficiency

## Personal support

Exactly the right help and information on our solutions and products



If our products are used in your automation technology applications, you need the best possible individual support, from planning through installation to operation. For every stage of your application, we can offer the right tools and information for our products and solutions. Up-to-date, uncomplicated, comprehensive and around the clock via our service portal at [www.weidmueller.com/support](http://www.weidmueller.com/support).

V




**Your way to your local personal support**  
[www.weidmueller.com/support](http://www.weidmueller.com/support)



### Technical downloads

All information, such as technical data, manuals, certificates and much more for the appropriate use of our products and solutions in your application



### Engineering data

For the quick integration of our products into your design, there are a lot of digital product data for engineering systems like EPLAN, Zuken E3.series, WSCAD and many others available for download.



### Product software

Our software makes using and configuration of our products easier for you when it comes to operation, configuration and monitoring



### Approvals, certificates & declaration of conformity

We supply product- or company-related approvals and certificates for your documentation



### Security advisory board

Our Product Security Incident Response Team (PSIRT) continuously informs you about possible security-related vulnerabilities of our products



# Index

---

<b>Index</b>	Index Type	X.2
	Index Order No.	X.13
	Addresses worldwide	X.26

---

Type	Order No.	Page
<b>A</b>		
ABD-1-STAHLEBLECH	9457300000	J.22
ABD-2-GR	1664330000	J.22
ABD-3-GR	1664350000	J.22
ABD-4-GR	1664360000	J.22
ABD-5-GR	1664370000	J.22
ABD-6-GR	1664390000	J.22
ABD-8-GR	1664970000	J.22
ABD-8-OR	1664960000	J.22
ADAP EX 1 1/2-1 1/2NPT	1738910000	J.50
ADAP EX 1 1/2NPT-1/2NPT	1738370000	J.50
ADAP EX 1 1/2NPT-1NPT	1738680000	J.50
ADAP EX 1 1/2NPT-3/4NPT	1738530000	J.50
ADAP EX 1 1/4NPT-1NPT	1738690000	J.50
ADAP EX 1/2NPT-3/4NPT	1738570000	J.50
ADAP EX 1/2NPT-M16	1737490000	J.50
ADAP EX 1/2NPT-M20	1737850000	J.50
ADAP EX 1/2NPT-M25	1737810000	J.50
ADAP EX 1NPT-1/2NPT	1738390000	J.50
ADAP EX 1NPT-3/4NPT	1738550000	J.50
ADAP EX 1NPT-M20	1737630000	J.50
ADAP EX 1NPT-M25	1737790000	J.50
ADAP EX 1NPT-M40	1738070000	J.50
ADAP EX 2 1/2NPT-M25	1737750000	J.50
ADAP EX 2NPT-1/4NPT	1738790000	J.50
ADAP EX 2NPT-M20	1737600000	J.50
ADAP EX 2NPT-M25	1737760000	J.50
ADAP EX 2NPT-M32	1737910000	J.50
ADAP EX 2NPT-M40	1738040000	J.50
ADAP EX 2NPT-M63	1738240000	J.50
ADAP EX 3/4NPT-1/2NPT	1738400000	J.50
ADAP EX 3/4NPT-M20	1737640000	J.50
ADAP EX 3/4NPT-M25	1737800000	J.50
ADAP EX 3/4NPT-M32	1737950000	J.50
ADAP EX 3NPT-M32	1737890000	J.50
ADAP EX 3NPT-M63	1738220000	J.50
ADAP EX M16-M20	1737730000	J.51
ADAP EX M20-1/2NPT	1738480000	J.51
ADAP EX M20-3/4NPT	1738640000	J.51
ADAP EX M20-M16	1737560000	J.51
ADAP EX M20-M20	1737720000	J.51
ADAP EX M20-M25	1737880000	J.51
ADAP EX M25-1NPT	1738760000	J.51
ADAP EX M25-3/4NPT	1738630000	J.51
ADAP EX M25-M16	1737550000	J.51
ADAP EX M25-M20	1737710000	J.51
ADAP EX M25-M32	1738010000	J.51
ADAP EX M32-1/4NPT	1738870000	J.51
ADAP EX M32-1/2NPT	1738460000	J.51
ADAP EX M32-1NPT	1738750000	J.51
ADAP EX M32-M16	1737540000	J.51
ADAP EX M32-M20	1737700000	J.51
ADAP EX M32-M25	1737860000	J.51
ADAP EX M32-M40	1738120000	J.51
ADAP EX M40-1/2NPT	1738450000	J.51
ADAP EX M40-1NPT	1738740000	J.51
ADAP EX M40-3/4NPT	1738610000	J.51
ADAP EX M40-M16	1737530000	J.51
ADAP EX M40-M20	1737690000	J.51
ADAP EX M40-M25	1737850000	J.51
ADAP EX M40-M32	1737990000	J.51
ADAP EX M40-M50	1738210000	J.51
ADAP EX M50-1 1/4NPT	1738850000	J.51
ADAP EX M50-1/2NPT	1738440000	J.51
ADAP EX M50-1NPT	1738730000	J.51
ADAP EX M50-M20	1737680000	J.51
ADAP EX M50-M32	1737980000	J.51
ADAP EX M50-M40	1738100000	J.51
ADAP EX M50-M63	1738280000	J.51
ADAP EX M63-1 1/2NPT	1738940000	J.51
ADAP EX M63-1 1/4NPT	1738840000	J.51
ADAP EX M63-1/2NPT	1738430000	J.51
ADAP EX M63-1NPT	1738720000	J.51
ADAP EX M63-2 1/2NPT	1739080000	J.51
ADAP EX M63-M20	1737670000	J.51
ADAP EX M63-M25	1737830000	J.51
ADAP EX M63-M32	1737970000	J.51
ADAP EX M63-M40	1738090000	J.51
ADAP EX M63-M50	1738190000	J.51
ADAP EX M63-M75	1738330000	J.51
ADAP EX M75-1 1/2NPT	1738930000	J.51
ADAP EX M75-2 1/2NPT	1739070000	J.51
ADAP EX M75-2NPT	1739010000	J.51
ADAP EX M75-3NPT	1739110000	J.51
ADAP EX M75-M50	1738180000	J.51
ADAP EX M75-M63	1738260000	J.51
ADP-8/3-GR	1664990000	J.22
ADP-8/3-OR	1664980000	J.22
ADP-8/4-GR	1665010000	J.22
ADP-8/4-OR	1665000000	J.22
ADP-8/6-GR	1665030000	J.22
ADP-8/6-OR	1665020000	J.22
ADS/10-1/25	1666220000	J.22
ADS/10-2/25	1666230000	J.22
ADS/16-1/25	1666240000	J.22
ADS/16-1/37	1666340000	J.22
ADS/16-1/50	1666460000	J.22
ADS/16-2/25	1666330000	J.22

Type	Order No.	Page
<b>B</b>		
ADS/16-2/37	1666350000	J.22
ADS/6-1/15	1666200000	J.22
ADS/6-1/9	1666540000	J.22
ADS/6-2/15	1666210000	J.22
ADS/6-2/9	1666590000	J.22
AM LWL/POF	9020360000	J.9
AM LWL/PDF	9020360000	J.29
APG 80	1502390000	H.9
APG 80	1502390000	H.16
APG 80	1502390000	J.28
<b>C</b>		
CTIN CM 1.6/2.5	9205430000	B.96
CTIN CM 1.6/2.5	9205430000	B.98
CTIN CM 1.6/2.5	9205430000	B.100
CTIN CM 1.6/2.5	9205430000	B.102
CTIN CM 1.6/2.5	9205430000	B.104
CTIN CM 1.6/2.5	9205430000	B.106
CTIN CM 1.6/2.5	9205430000	B.114
CTIN CM 1.6/2.5	9205430000	B.120
CTIN CM 1.6/2.5	9205430000	B.124
CTIN CM 1.6/2.5	9205430000	C.11
CTIN CM 1.6/2.5	9205430000	C.12
CTIN CM 1.6/2.5	9205430000	C.13
CTIN CM 1.6/2.5	9205430000	C.14
CTIN CM 1.6/2.5	9205430000	C.15
CTIN CM 1.6/2.5	9205430000	C.16
CTIN CM 1.6/2.5	9205430000	C.21
CTIN CM 1.6/2.5	9205430000	C.22
CTIN CM 1.6/2.5	9205430000	J.4
CTIN CM 1.6/2.5	9205430000	J.5
CTIN CM 1.6/2.5	9205430000	J.27
CTIN CM 3.6	9205440000	J.5
CTIN CM 3.6	9205440000	J.27
CTX CM 1.6/2.5	9018490000	B.10
CTX CM 1.6/2.5	9018490000	B.12
CTX CM 1.6/2.5	9018490000	B.14
CTX CM 1.6/2.5	9018490000	B.16
CTX CM 1.6/2.5	9018490000	B.20
CTX CM 1.6/2.5	9018490000	B.22
CTX CM 1.6/2.5	9018490000	B.24
CTX CM 1.6/2.5	9018490000	B.26
CTX CM 1.6/2.5	9018490000	B.28
CTX CM 1.6/2.5	9018490000	B.30
CTX CM 1.6/2.5	9018490000	B.34
CTX CM 1.6/2.5	9018490000	B.36
CTX CM 1.6/2.5	9018490000	B.38
CTX CM 1.6/2.5	9018490000	B.40
CTX CM 1.6/2.5	9018490000	B.42
CTX CM 1.6/2.5	9018490000	B.44
CTX CM 1.6/2.5	9018490000	B.48
CTX CM 1.6/2.5	9018490000	B.50
CTX CM 1.6/2.5	9018490000	B.52
CTX CM 1.6/2.5	9018490000	B.54
CTX CM 1.6/2.5	9018490000	B.56
CTX CM 1.6/2.5	9018490000	B.58
CTX CM 1.6/2.5	9018490000	B.60
CTX CM 1.6/2.5	9018490000	B.62
CTX CM 1.6/2.5	9018490000	B.64
CTX CM 1.6/2.5	9018490000	B.68
CTX CM 1.6/2.5	9018490000	B.70
CTX CM 1.6/2.5	9018490000	B.72
CTX CM 1.6/2.5	9018490000	B.74
CTX CM 1.6/2.5	9018490000	B.76
CTX CM 1.6/2.5	9018490000	B.78
CTX CM 1.6/2.5	9018490000	B.86
CTX CM 1.6/2.5	9018490000	B.98
CTX CM 1.6/2.5	9018490000	B.100
CTX CM 1.6/2.5	9018490000	B.102
CTX CM 1.6/2.5	9018490000	B.104
CTX CM 1.6/2.5	9018490000	B.106
CTX CM 1.6/2.5	9018490000	B.120
CTX CM 1.6/2.5	9018490000	B.124
CTX CM 1.6/2.5	9018490000	C.13
CTX CM 1.6/2.5	9018490000	C.14
CTX CM 1.6/2.5	9018490000	C.15
CTX CM 1.6/2.5	9018490000	C.16
CTX CM 1.6/2.5	9018490000	C.21
CTX CM 1.6/2.5	9018490000	C.22
CTX CM 1.6/2.5	9018490000	J.4
CTX CM 1.6/2.5	9018490000	J.5
CTX CM 1.6/2.5	9018490000	J.27
CTX CM 1.6/2.5 ZERT	9013690000	J.27
CTX CM 3.6	9018480000	J.5
CTX CM 3.6	9018480000	J.27
CTX CM 3.6 ZERT	1270320000	J.27
<b>D</b>		
DAE M12 SS	1868550000	J.60
DMS MANUELL 0,5-1,7	9918370000	J.30
DMS MANUELL 2,0-7,0	9918380000	J.30
DMSI MANUELL 0,5-1,7	9918390000	J.31
DMSI MANUELL 2,0-7,0	9918400000	J.31
DSTV COBU5	1471500000	J.11
DSTV COSTA	1471300000	J.11
DSTV TS 10,24 VH	1595240000	J.20
DSTV TS 6 VH	1595230000	J.20

Type	Order No.	Page
<b>D</b>		
DSTV TS 6-24	1595220000	J.20
<b>E</b>		
EPG 45	1500830000	C.8
EPG 45	1500830000	C.9
EPG 45	1500830000	C.10
EPG 45	1500830000	H.8
EPG 45	1500830000	H.16
EPG 45	1500830000	J.28
ES APG 80 HEX 10	1502620000	H.9
ES APG 80 HEX 10	1502620000	H.16
ES APG 80 HEX 10	1502620000	J.28
ES APG 80 HEX 120	1502700000	H.9
ES APG 80 HEX 120	1502700000	H.16
ES APG 80 HEX 120	1502700000	J.28
ES APG 80 HEX 150	1502720000	H.9
ES APG 80 HEX 150	1502720000	H.16
ES APG 80 HEX 150	1502720000	J.28
ES APG 80 HEX 16	1502630000	H.9
ES APG 80 HEX 16	1502630000	H.16
ES APG 80 HEX 16	1502630000	J.28
ES APG 80 HEX 185	1502730000	H.9
ES APG 80 HEX 185	1502730000	H.16
ES APG 80 HEX 185	1502730000	J.28
ES APG 80 HEX 240	1502740000	H.9
ES APG 80 HEX 240	1502740000	H.16
ES APG 80 HEX 240	1502740000	J.28
ES APG 80 HEX 25	1502640000	H.9
ES APG 80 HEX 25	1502640000	H.16
ES APG 80 HEX 25	1502640000	J.28
ES APG 80 HEX 300	1502750000	H.9
ES APG 80 HEX 300	1502750000	H.16
ES APG 80 HEX 300	1502750000	J.28
ES APG 80 HEX 35	1502650000	H.9
ES APG 80 HEX 35	1502650000	H.16
ES APG 80 HEX 35	1502650000	J.28
ES APG 80 HEX 50	1502670000	H.9
ES APG 80 HEX 50	1502670000	H.16
ES APG 80 HEX 50	1502670000	J.28
ES APG 80 HEX 6	1502600000	H.9
ES APG 80 HEX 6	1502600000	H.16
ES APG 80 HEX 6	1502600000	J.28
ES APG 80 HEX 70	1502680000	H.9
ES APG 80 HEX 70	1502680000	H.16
ES APG 80 HEX 70	1502680000	J.28
ES APG 80 HEX 95	1502690000	H.9
ES APG 80 HEX 95	1502690000	H.16
ES APG 80 HEX 95	1502690000	J.28
ES EPG 45 HEX 10/70	1500940000	H.8
ES EPG 45 HEX 10/70	1500940000	H.16
ES EPG 45 HEX 10/70	1500940000	J.28
ES EPG 45 HEX 120	1500990000	H.8
ES EPG 45 HEX 120	1500990000	H.16
ES EPG 45 HEX 120	1500990000	J.28
ES EPG 45 HEX 150	1994540000	H.8
ES EPG 45 HEX 150	1994540000	H.16
ES EPG 45 HEX 150	1994540000	J.28
ES EPG 45 HEX 16/35	1500950000	H.8
ES EPG 45 HEX 16/35	1500950000	H.16
ES EPG 45 HEX 16/35	1500950000	J.28
ES EPG 45 HEX 16/35	1500970000	H.8
ES EPG 45 HEX 16/35	1500970000	H.16



Type	Order No.	Page	Type	Order No.	Page	Type	Order No.	Page	Type	Order No.	Page
HDC 16A TSLU 1M25G	1788740000	B.13	HDC 16B SBU 2M25G	1788240000	D.22	HDC 16D TOLU 1P629G	1652700000	D.12	HDC 24B KBU 1M25G N	2559870000	D.28
HDC 16A TSLU 1M25G	1788740000	B.55	HDC 16B SBU 2M25G N	2560930000	B.25	HDC 16D TSLU 1M25G	1787480000	B.21	HDC 24B KBU 1P621G	1661720000	D.28
HDC 16A TSLU 1M25G	1788740000	D.19	HDC 16B SBU 2M25G N	2560930000	B.39	HDC 16D TSLU 1M25G	1787480000	B.35	HDC 24B KBU 1P629G	1661730000	D.28
HDC 16A TSLU 1P616G	1664690000	D.19	HDC 16B SBU 2M25G N	2560930000	B.41	HDC 16D TSLU 1M25G	1787480000	B.69	HDC 24B KBU 2M32G N	2559880000	B.27
HDC 16B ABU	1208600000	B.25	HDC 16B SBU 2M25G N	2560930000	B.57	HDC 16D TSLU 1M25G	1787480000	B.113	HDC 24B KBU 2M32G N	2559880000	B.43
HDC 16B ABU	1208600000	B.39	HDC 16B SBU 2M25G N	2560930000	B.73	HDC 16D TSLU 1M25G	1787480000	D.12	HDC 24B KBU 2M32G N	2559880000	B.61
HDC 16B ABU	1208600000	B.41	HDC 16B SBU 2M25G N	2560930000	B.85	HDC 16D TSLU 1M32G	1787470000	B.113	HDC 24B KBU 2M32G N	2559880000	B.75
HDC 16B ABU	1208600000	B.57	HDC 16B SBU 2M25G N	2560930000	B.91	HDC 16D TSLU 1M32G	1787470000	D.12	HDC 24B KBU 2M32G N	2559880000	B.87
HDC 16B ABU	1208600000	B.73	HDC 16B SBU 2M25G N	2560930000	B.117	HDC 16D TSLU 1M32G EMC	2543960000	E.4	HDC 24B KBU 2M32G N	2559880000	B.127
HDC 16B ABU	1208600000	B.85	HDC 16B SBU 2M25G N	2560930000	B.119	HDC 16D TSLU 1P621G	1652560000	D.12	HDC 24B KBU 2M32G N	2559880000	B.129
HDC 16B ABU	1208600000	B.89	HDC 16B SBU 2M25G N	2560930000	B.121	HDC 16D TSLU 1P629G	1652580000	D.12	HDC 24B KBU 2M32G N	2559880000	B.131
HDC 16B ABU	1208600000	B.117	HDC 16B SBU 2M25G N	2560930000	B.123	HDC 24B ABO	1967910000	D.31	HDC 24B KBU 2M32G N	2559880000	D.28
HDC 16B ABU	1208600000	B.119	HDC 16B SBU 2M25G N	2560930000	B.125	HDC 24B ABU	1212400000	B.27	HDC 24B KLU 1M25G	1968340000	D.30
HDC 16B ABU	1208600000	B.121	HDC 16B SBU 2M25G N	2560930000	D.22	HDC 24B ABU	1212400000	B.43	HDC 24B SBU 1M25G	1901150000	D.28
HDC 16B ABU	1208600000	B.123	HDC 16B SBU 2P621G	1656730000	D.22	HDC 24B ABU	1212400000	B.61	HDC 24B SBU 1M25G N	2560960000	D.28
HDC 16B ABU	1208600000	B.125	HDC 16B SBU 2P621G N	2560950000	D.22	HDC 24B ABU	1212400000	B.75	HDC 24B SBU 1P621G	1661510000	D.28
HDC 16B ABU	1208600000	D.22	HDC 16B SDBO 1M25G	1900800000	D.24	HDC 24B ABU	1212400000	B.87	HDC 24B SBU 1P621G N	2560750000	D.28
HDC 16B ABU	1208600000	L.16	HDC 16B SDBO 2M25G	1788260000	D.24	HDC 24B ABU	1212400000	B.127	HDC 24B SBU 2M25G	1787870000	B.27
HDC 16B ABU	1208600000	L.17	HDC 16B SDBO 2P621G	1657640000	D.24	HDC 24B ABU	1212400000	B.129	HDC 24B SBU 2M25G	1787870000	B.43
HDC 16B ABU	1208600000	L.18	HDC 16B SDLU 1P621G	1658320000	D.23	HDC 24B ABU	1212400000	B.131	HDC 24B SBU 2M25G	1787870000	B.61
HDC 16B ABU	1208600000	L.19	HDC 16B SDLU 1M32G	1788270000	D.23	HDC 24B ABU	1212400000	D.28	HDC 24B SBU 2M25G	1787870000	B.75
HDC 16B ABU	1208600000	L.28	HDC 16B SDLU 2P621G	1658330000	D.23	HDC 24B ABU	1212400000	L.20	HDC 24B SBU 2M25G	1787870000	B.87
HDC 16B ABU EMC	2542320000	E.6	HDC 16B SLU 1M25G	1900170000	D.23	HDC 24B ABU	1212400000	L.21	HDC 24B SBU 2M25G	1787870000	B.127
HDC 16B ABU N	2488590000	B.25	HDC 16B SLU 1P621G	1658110000	D.23	HDC 24B ABU	1212400000	L.22	HDC 24B SBU 2M25G	1787870000	B.129
HDC 16B ABU N	2488590000	B.39	HDC 16B SLU 2M25G	1788250000	D.23	HDC 24B ABU	1212400000	L.23	HDC 24B SBU 2M25G	1787870000	B.131
HDC 16B ABU N	2488590000	B.41	HDC 16B SLU 2P621G	1658120000	D.23	HDC 24B ABU EMC	2527810000	E.7	HDC 24B SBU 2M25G	1787870000	D.28
HDC 16B ABU N	2488590000	B.57	HDC 16B TOBO 1M25G	1788220000	D.24	HDC 24B ABU N	2488600000	B.27	HDC 24B SBU 2M25G N	2560970000	B.27
HDC 16B ABU N	2488590000	B.73	HDC 16B TOBO 1P621G	1657490000	D.24	HDC 24B ABU N	2488600000	B.43	HDC 24B SBU 2M25G N	2560970000	B.43
HDC 16B ABU N	2488590000	B.85	HDC 16B TOBO 1M25G	1788210000	B.25	HDC 24B ABU N	2488600000	B.61	HDC 24B SBU 2M25G N	2560970000	B.61
HDC 16B ABU N	2488590000	B.91	HDC 16B TOBO 1M25G	1788210000	B.39	HDC 24B ABU N	2488600000	B.75	HDC 24B SBU 2M25G N	2560970000	B.75
HDC 16B ABU N	2488590000	B.117	HDC 16B TOBO 1M25G	1788210000	B.41	HDC 24B ABU N	2488600000	B.87	HDC 24B SBU 2M25G N	2560970000	B.87
HDC 16B ABU N	2488590000	B.119	HDC 16B TOBO 1M25G	1788210000	B.57	HDC 24B ABU N	2488600000	B.127	HDC 24B SBU 2M25G N	2560970000	B.127
HDC 16B ABU N	2488590000	B.121	HDC 16B TOBO 1M25G	1788210000	B.73	HDC 24B ABU N	2488600000	B.129	HDC 24B SBU 2M25G N	2560970000	B.129
HDC 16B ABU N	2488590000	B.123	HDC 16B TOBO 1M25G	1788210000	B.85	HDC 24B ABU N	2488600000	B.131	HDC 24B SBU 2M25G N	2560970000	B.131
HDC 16B ABU N	2488590000	B.125	HDC 16B TOBO 1M25G	1788210000	B.91	HDC 24B ABU N	2488600000	D.28	HDC 24B SBU 2M25G N	2560970000	D.28
HDC 16B ABU N	2488590000	D.22	HDC 16B TOBO 1M25G	1788210000	B.117	HDC 24B ABO	1213300000	D.31	HDC 24B SBU 2P621G	1661520000	D.28
HDC 16B ADBO	1209200000	D.24	HDC 16B TOBO 1M25G	1788210000	B.119	HDC 24B ADBO	1214300000	D.30	HDC 24B SDBO 2P621G	1662180000	D.31
HDC 16B ADLU	1210100000	D.23	HDC 16B TOBO 1M25G	1788210000	B.121	HDC 24B AF WM COVER	2716840000	G.7	HDC 24B SDBO 1M25G	1901480000	D.30
HDC 16B AF WM COVER	2716830000	G.6	HDC 16B TOBO 1M25G	1788210000	B.123	HDC 24B ALU	1213900000	D.30	HDC 24B SDBO 2M25G	1787900000	D.30
HDC 16B ALU	1209700000	D.23	HDC 16B TOBO 1M25G	1788210000	B.125	HDC 24B AZO	1611350000	D.32	HDC 24B SDBO 2P621G	1214500000	D.30
HDC 16B DC	1215920000	J.24	HDC 16B TOBO 1M25G	1788210000	D.21	HDC 24B DC	1215930000	J.24	HDC 24B SDBO 1M25G	1901560000	D.30
HDC 16B DMDQ 20B	1665270000	B.25	HDC 16B TOBO 1M25G	1788210000	L.16	HDC 24B DMDQ 20B	1665640000	B.27	HDC 24B SDBO 2M25G	1787880000	D.30
HDC 16B DMDQ 20B	1665270000	B.39	HDC 16B TOBO 1M25G	1788210000	L.18	HDC 24B DMDQ 20B	1665640000	B.43	HDC 24B SDBO 2P621G	1662720000	D.30
HDC 16B DMDQ 20B	1665270000	B.41	HDC 16B TOBO 1P621G	1656590000	D.21	HDC 24B DMDQ 20B	1665640000	B.61	HDC 24B TOBO 1M32G	1787830000	D.31
HDC 16B DMDQ 20B	1665270000	B.57	HDC 16B TOBO 1P621G	1656590000	L.17	HDC 24B DMDQ 20B	1665640000	B.75	HDC 24B TOBO 1P629G	1662020000	D.31
HDC 16B DMDQ 20B	1665270000	B.73	HDC 16B TOLU 1P621G	1656590000	L.19	HDC 24B DMDQ 20B	1665640000	B.87	HDC 24B TOBO 1M25G	1787820000	B.27
HDC 16B DMDQ 20B	1665270000	B.85	HDC 16B TOLU 1M25G	1788230000	D.23	HDC 24B DMDQ 20B	1665640000	B.127	HDC 24B TOBO 1M25G	1787820000	B.43
HDC 16B DMDQ 20B	1665270000	B.91	HDC 16B TOLU 1M32G	1804630000	D.23	HDC 24B DMDQ 20B	1665640000	B.129	HDC 24B TOBO 1M25G	1787820000	B.61
HDC 16B DMDQ 20B	1665270000	B.117	HDC 16B TOLU 1P621G	1657960000	D.23	HDC 24B DMDQ 20B	1665640000	B.131	HDC 24B TOBO 1M25G	1787820000	B.75
HDC 16B DMDQ 20B	1665270000	B.119	HDC 16B TOS 1M40 WMP	2716730000	G.6	HDC 24B DMDQ 20B	1665640000	D.27	HDC 24B TOBO 1M25G	1787820000	B.87
HDC 16B DMDQ 20B	1665270000	B.121	HDC 16B TSBO 1M25G	1788190000	D.24	HDC 24B DMDQ 20B N	2559760000	B.27	HDC 24B TOBO 1M25G	1787820000	B.127
HDC 16B DMDQ 20B	1665270000	B.123	HDC 16B TSBO 1P621G	1657380000	D.24	HDC 24B DMDQ 20B N	2559760000	B.43	HDC 24B TOBO 1M25G	1787820000	B.129
HDC 16B DMDQ 20B	1665270000	B.125	HDC 16B TSBU 1M25G	1788180000	B.25	HDC 24B DMDQ 20B N	2559760000	B.61	HDC 24B TOBO 1M25G	1787820000	B.131
HDC 16B DMDQ 20B	1665270000	D.21	HDC 16B TSBU 1M25G	1788180000	B.39	HDC 24B DMDQ 20B N	2559760000	B.75	HDC 24B TOBO 1M25G	1787820000	D.27
HDC 16B DMDQ 4B0	1665620000	D.24	HDC 16B TSBU 1M25G	1788180000	B.41	HDC 24B DMDQ 20B N	2559760000	B.87	HDC 24B TOBO 1M32G	1787810000	B.27
HDC 16B DODQ 20B	1009090000	D.24	HDC 16B TSBU 1M25G	1788180000	B.57	HDC 24B DMDQ 20B N	2559760000	B.127	HDC 24B TOBO 1M32G	1787810000	B.43
HDC 16B DODQ 4B0	1665260000	B.25	HDC 16B TSBU 1M25G	1788180000	B.73	HDC 24B DMDQ 20B N	2559760000	B.129	HDC 24B TOBO 1M32G	1787810000	B.61
HDC 16B DODQ 4B0	1665260000	B.39	HDC 16B TSBU 1M25G	1788180000	B.85	HDC 24B DMDQ 20B N	2559760000	B.131	HDC 24B TOBO 1M32G	1787810000	B.75
HDC 16B DODQ 4B0	1665260000	B.41	HDC 16B TSBU 1M25G	1788180000	B.91	HDC 24B DMDQ 20B N	2559760000	D.27	HDC 24B TOBO 1M32G	1787810000	B.87
HDC 16B DODQ 4B0	1665260000	B.57	HDC 16B TSBU 1M25G	1788180000	B.117	HDC 24B DMDQ 4B0	1665650000	D.31	HDC 24B TOBO 1M32G	1787810000	B.127
HDC 16B DODQ 4B0	1665260000	B.73	HDC 16B TSBU 1M25G	1788180000	B.119	HDC 24B DMDQ 4B0	1009100000	D.31	HDC 24B TOBO 1M32G	1787810000	B.129
HDC 16B DODQ 4B0	1665260000	B.85	HDC 16B TSBU 1M25G	1788180000	B.121	HDC 24B DODQ 4B0	1665630000	B.27	HDC 24B TOBO 1M32G	1787810000	B.131
HDC 16B DODQ 4B0	1665260000	B.91	HDC 16B TSBU 1M25G	1788180000	B.123	HDC 24B DODQ 4B0	1665630000	B.43	HDC 24B TOBO 1M32G	1787810000	D.27
HDC 16B DODQ 4B0	1665260000	B.117	HDC 16B TSBU 1M25G	1788180000	B.125	HDC 24B DODQ 4B0	1665630000	B.61	HDC 24B TOBO 1M32G	1787810000	L.20
HDC 16B DODQ 4B0	1665260000	B.119	HDC 16B TSBU 1M25G	1788180000	D.21	HDC 24B DODQ 4B0	1665630000	B.75	HDC 24B TOBO 1M32G	1787810000	L.22
HDC 16B DODQ 4B0	1665260000	B.121	HDC 16B TSBU 1M25G	1788180000	L.16	HDC 24B DODQ 4B0	1665630000	B.87	HDC 24B TOBO 1M40G	1902980000	D.27
HDC 16B DODQ 4B0	1665260000	B.123	HDC 16B TSBU 1M25G	1788180000	L.18	HDC 24B DODQ 4B0	1665630000	B.127	HDC 24B TOBO 1P621G	1661370000	D.27
HDC 16B DODQ 4B0	1665260000	B.125	HDC 16B TSBU 1M40G	1809620000	D.21	HDC 24B DODQ 4B0	1665630000	B.129	HDC 24B TOBO 1P621G	1661370000	L.23
HDC 16B DODQ 4B0	1665260000	D.22	HDC 16B TSBU 1P621G	1656480000	D.21	HDC 24B DODQ 4B0	1665630000	D.28	HDC 24B TOLU 1P629G	1661380000	D.27
HDC 16B KBU 1P621G	1657270000	D.22	HDC 16B TSBU 1P621G	1656480000	L.17	HDC 24B DODQ 4B0	1665630000	H.7	HDC 24B TOLU 1M25G	1787860000	D.29
HDC 16B KLU 1M25G	1788290000	D.23	HDC 16B TSBU 1P621G	1656480000	L.19	HDC 24B HP250 MPL2 TYP1	1103690000	D.27	HDC 24B TOLU 1M32G	1787850000	D.29
HDC 16B SBU 1M25G	1899890000	D.22	HDC 16B TSBU 1P621G	1656480000	L.28	HDC 24B HP250 MPL2 TYP2	1103740000	H.7	HDC 24B TOLU 1P621G	1662540000	D.29
HDC 16B SBU 1M25G N	2560740000	B.25	HDC 16B TSLU 1M25G	1788200000	D.23	HDC 24B HP250 MPL3 TYP1	1079640000	H.7	HDC 24B TOLU 1P629G	1662550000	D.29
HDC 16B SBU 1M25G N	2560740000	B.39	HDC 16B TSLU 1M32G	1804640000	D.23	HDC 24B HP250 MPL4 TYP1	1103750000	H.7	HDC 24B TOS 1M40 WMP		





Type	Order No.	Page	Type	Order No.	Page	Type	Order No.	Page	Type	Order No.	Page
HDC 48A TOLL 1M32G	1788560000	D.33	HDC 64D SBU 2M25G N	2561060000	B.43	HDC C HX BM1.5AG	1002950000	B.106	HDC HA 16 FC	1873880000	B.16
HDC 48A TOLL 1PG29G	1666730000	D.33	HDC 64D SBU 2M25G N	2561060000	B.61	HDC C HX BM1.5AG	1002950000	B.120	HDC HA 16 FC 17-32	1876040000	B.14
HDC 48A TOLL 1M32G	1788560000	B.17	HDC 64D SBU 2M25G N	2561060000	B.75	HDC C HX BM1.5AG	1002950000	B.124	HDC HA 16 FC 17-32	1876040000	B.16
HDC 48A TOLL 1M32G	1788560000	D.33	HDC 64D SBU 2M25G N	2561060000	B.87	HDC C HX BM1.5AG	1002950000	C.11	HDC HA 16 FS	1650780000	B.12
HDC 48A TOLL 1PG29G	1666710000	D.33	HDC 64D SBU 2M25G N	2561060000	B.127	HDC C HX BM1.5AG	1002950000	C.12	HDC HA 16 FS	1650780000	B.14
HDC 48B ADLU	1222900000	B.31	HDC 64D SBU 2M25G N	2561060000	B.129	HDC C HX BM1.5AG	1002950000	J.5	HDC HA 16 FS	1650780000	B.16
HDC 48B ADLU	1222900000	B.65	HDC 64D SBU 2M25G N	2561060000	B.131	HDC C HX BM2.5AG	1002960000	B.106	HDC HA 16 FS 17-32	1650900000	B.14
HDC 48B ADLU	1222900000	B.79	HDC 64D SBU 2M25G N	2561060000	D.28	HDC C HX BM2.5AG	1002960000	B.120	HDC HA 16 FS 17-32	1650900000	B.16
HDC 48B ADLU	1222900000	D.37	HDC 64D SBU 2M32G	1786880000	B.28	HDC C HX BM2.5AG	1002960000	B.124	HDC HA 16 FS 33-48	1651020000	B.16
HDC 48B ADLU	1222900000	L.26	HDC 64D SBU 2M32G	1786880000	B.43	HDC C HX BM2.5AG	1002960000	C.11	HDC HA 16 FT	1896800000	B.12
HDC 48B ADLU	1222900000	L.27	HDC 64D SBU 2M32G	1786880000	B.61	HDC C HX BM2.5AG	1002960000	C.12	HDC HA 16 FT	1896800000	B.14
HDC 48B ALU	1295600000	D.37	HDC 64D SBU 2M32G	1786880000	B.75	HDC C HX BM2.5AG	1002960000	J.5	HDC HA 16 FT	1896800000	B.16
HDC 48B SDLU 1M32G	1904150000	D.37	HDC 64D SBU 2M32G	1786880000	B.87	HDC C HX BM4.0AG	1002970000	B.106	HDC HA 16 FT 17-32	1896810000	B.14
HDC 48B SDLU 1PG29G	1799810000	D.37	HDC 64D SBU 2M32G	1786880000	B.127	HDC C HX BM4.0AG	1002970000	B.120	HDC HA 16 FT 17-32	1896810000	B.16
HDC 48B SDLU 2M32G	1788390000	B.31	HDC 64D SBU 2M32G	1786880000	B.129	HDC C HX BM4.0AG	1002970000	B.124	HDC HA 16 FT 33-48	1896820000	B.16
HDC 48B SDLU 2M32G	1788390000	B.65	HDC 64D SBU 2M32G	1786880000	B.131	HDC C HX BM4.0AG	1002970000	C.11	HDC HA 16 MT	1873890000	B.12
HDC 48B SDLU 2M32G	1788390000	B.79	HDC 64D SBU 2M32G	1786880000	D.28	HDC C HX BM4.0AG	1002970000	C.12	HDC HA 16 MT	1873890000	B.14
HDC 48B SDLU 2M32G	1788390000	D.37	HDC 64D SBU 2PG21G	1661590000	D.28	HDC C HX BM4.0AG	1002970000	J.5	HDC HA 16 MT	1873890000	B.16
HDC 48B SDLU 2M40G	1983500000	D.37	HDC 64D SBU 2PG29G	1661630000	D.28	HDC C HX BM6.0AG	1002980000	B.106	HDC HA 16 MC	1873890000	B.14
HDC 48B SDLU 2M50G	1983510000	D.37	HDC 64D SDBO 1M32G	1904400000	D.31	HDC C HX BM6.0AG	1002980000	B.120	HDC HA 16 MC 17-32	1875620000	B.14
HDC 48B SDLU 2PG29G	1667560000	D.37	HDC 64D SDBO 1PG29G	1662280000	D.31	HDC C HX BM6.0AG	1002980000	B.124	HDC HA 16 MC 17-32	1875620000	B.16
HDC 48B SW 1M32G	1904190000	D.37	HDC 64D SDBO 2M32G	1786290000	D.31	HDC C HX BM6.0AG	1002980000	C.11	HDC HA 16 MS	1650770000	B.12
HDC 48B SW 1PG29G	1651100000	D.37	HDC 64D SDBU 1M25G	1904430000	D.30	HDC C HX BM6.0AG	1002980000	C.12	HDC HA 16 MS	1650770000	B.14
HDC 48B SW 2M32G	1788370000	B.31	HDC 64D SDLU 1M32G	1904440000	D.30	HDC C HX BM6.0AG	1002980000	J.5	HDC HA 16 MS	1650770000	B.16
HDC 48B SW 2M32G	1788370000	B.65	HDC 64D SDLU 2M25G	1786950000	D.30	HDC C HX SM1.5AG	1002910000	B.106	HDC HA 16 MS 17-32	1650880000	B.14
HDC 48B SW 2M32G	1788370000	B.79	HDC 64D SDLU 2M32G	1786940000	D.30	HDC C HX SM1.5AG	1002910000	B.120	HDC HA 16 MS 17-32	1650880000	B.16
HDC 48B SW 2M32G	1788370000	D.37	HDC 64D SDLU 2PG29G	1663040000	D.30	HDC C HX SM1.5AG	1002910000	B.124	HDC HA 16 MS 33-48	1650990000	B.16
HDC 48B SW 2M40G	1788360000	B.31	HDC 64D SW 1M25G	1904480000	D.30	HDC C HX SM1.5AG	1002910000	C.11	HDC HA 16 MT	1898300000	B.12
HDC 48B SW 2M40G	1788360000	B.65	HDC 64D SW 1M32G	1904490000	D.30	HDC C HX SM1.5AG	1002910000	C.12	HDC HA 16 MT	1898300000	B.14
HDC 48B SW 2M40G	1788360000	B.79	HDC 64D SW 2M25G	1786910000	D.30	HDC C HX SM1.5AG	1002910000	J.5	HDC HA 16 MT	1898300000	B.16
HDC 48B SW 2M40G	1788360000	D.37	HDC 64D SW 2M32G	1786900000	D.30	HDC C HX SM2.5AG	1002920000	B.106	HDC HA 16 MT 17-32	1898340000	B.14
HDC 48B TOLL 1M32G	1788350000	B.31	HDC 64D SZO 2PG29G	1968370000	D.32	HDC C HX SM2.5AG	1002920000	B.120	HDC HA 16 MT 17-32	1898340000	B.16
HDC 48B TOLL 1M32G	1788350000	B.65	HDC 64D TOBO 1PG21G	1662080000	D.31	HDC C HX SM2.5AG	1002920000	B.124	HDC HA 3 FS	1498200000	B.6
HDC 48B TOLL 1M32G	1788350000	B.79	HDC 64D TOBO 1PG29G	1662100000	D.31	HDC C HX SM2.5AG	1002920000	C.11	HDC HA 3 FS	1498200000	B.14
HDC 48B TOLL 1M32G	1788350000	D.37	HDC 64D TOBU 1M32G	1786830000	B.27	HDC C HX SM2.5AG	1002920000	C.12	HDC HA 3 FS	1498200000	L.5
HDC 48B TOLL 1M40G	1788340000	D.37	HDC 64D TOBU 1M32G	1786830000	B.43	HDC C HX SM2.5AG	1002920000	J.5	HDC HA 3 MS	1498100000	B.6
HDC 48B TOLL 1M50G	1788330000	B.31	HDC 64D TOBU 1M32G	1786830000	B.61	HDC C HX SM4.0AG	1002930000	B.106	HDC HA 3 MS	1498100000	L.4
HDC 48B TOLL 1M50G	1788330000	B.65	HDC 64D TOBU 1M32G	1786830000	B.75	HDC C HX SM4.0AG	1002930000	B.120	HDC HA 3 MS	1498100000	L.5
HDC 48B TOLL 1M50G	1788330000	B.79	HDC 64D TOBU 1M32G	1786830000	B.87	HDC C HX SM4.0AG	1002930000	B.124	HDC HA 4 FS	1498400000	B.8
HDC 48B TOLL 1M50G	1788330000	D.37	HDC 64D TOBU 1M40G	1786830000	B.127	HDC C HX SM4.0AG	1002930000	C.11	HDC HA 4 FS	1498400000	B.16
HDC 48B TOLL 1PG29G	1650980000	D.37	HDC 64D TOBU 1M32G	1786830000	B.129	HDC C HX SM4.0AG	1002930000	C.12	HDC HA 4 FS	1498400000	L.7
HDC 48B TOLL 1PG36G	1651000000	D.37	HDC 64D TOBU 1M32G	1786830000	B.131	HDC C HX SM4.0AG	1002930000	J.5	HDC HA 4 MS	1498300000	B.8
HDC 48B TOLL 1M32G	1788320000	B.31	HDC 64D TOBU 1M32G	1786830000	D.27	HDC C HX SM6.0AG	1002940000	B.106	HDC HA 4 MS	1498300000	L.6
HDC 48B TOLL 1M32G	1788320000	B.65	HDC 64D TOBU 1M40G	1045560000	D.27	HDC C HX SM6.0AG	1002940000	B.120	HDC HA 4 MS	1498300000	L.7
HDC 48B TOLL 1M32G	1788320000	B.79	HDC 64D TOBU 1M40G EMC	2544060000	E.7	HDC C HX SM6.0AG	1002940000	B.124	HDC HB 24 TEK AS M4	1827470000	F.9
HDC 48B TOLL 1M40G	1788320000	D.37	HDC 64D TOBU 1M50G	1111140000	D.27	HDC C HX SM6.0AG	1002940000	C.11	HDC HB 24 TEK TOS1xM50G	1827170000	F.9
HDC 48B TOLL 1M40G	1788310000	B.31	HDC 64D TOBU 1PG21G	1661440000	D.27	HDC C HX SM6.0AG	1002940000	C.12	HDC HB 24 TEK TSS1xM40G	1000920001	F.9
HDC 48B TOLL 1M40G	1788310000	B.65	HDC 64D TOBU 1PG29G	1661460000	D.27	HDC C HX SM6.0AG	1002940000	J.5	HDC HB 24 TEK TSS1xM50G	1827160000	F.9
HDC 48B TOLL 1M40G	1788310000	B.79	HDC 64D TOBU 2M32G	1009710000	D.27	HDC C MHX BM10.0AG	2494560000	C.12	HDC HD 15 FC	1650680000	B.52
HDC 48B TOLL 1M40G	1788310000	D.37	HDC 64D TOLL 1M25G	1786870000	D.29	HDC C MHX SM10.0AG	2494550000	C.12	HDC HD 15 MC	1650650000	B.52
HDC 48B TOLL 1M40G	1788310000	L.26	HDC 64D TOLL 1M32G	1786860000	D.29	HDC CM GUIDING PIN	1202660000	J.11	HDC HD 25 FC	1650820000	B.54
HDC 48B TOLL 1M50G	1788300000	B.31	HDC 64D TOLL 1M40G	1983470000	D.29	HDC CM GUIDING SOCKET	1202670000	J.11	HDC HD 25 FC	1650820000	B.58
HDC 48B TOLL 1M50G	1788300000	B.65	HDC 64D TOLL 1M50G	1111170000	D.29	HDC DG 04A IP68	1987480000	J.23	HDC HD 25 FC Z	1023050000	B.58
HDC 48B TOLL 1M50G	1788300000	B.79	HDC 64D TOLL 1PG21G	1662610000	D.29	HDC DG 06B	1044610000	J.23	HDC HD 25 MC	1650810000	B.54
HDC 48B TOLL 1M50G	1788300000	D.37	HDC 64D TOLL 1PG29G	1662630000	D.29	HDC DG 06B IP68	1987490000	J.23	HDC HD 25 MC	1650810000	B.58
HDC 48B TOLL 1PG29G	1650850000	D.37	HDC 64D TSBO 1M25G	1786880000	D.31	HDC DG 07A	1044580000	J.23	HDC HD 25 MC Z	1023040000	B.58
HDC 48B TOLL 1PG29G	1650850000	L.27	HDC 64D TSBO 1M32G	1786790000	D.31	HDC DG 10A	1044590000	J.23	HDC HD 40 FC	1601730000	B.56
HDC 48B TOLL 1PG36G	1650860000	D.37	HDC 64D TSBO 1PG21G	1661940000	D.31	HDC DG 10B	1044620000	J.23	HDC HD 40 FC	1601730000	B.62
HDC 48B TOLL 1PG42G	1670470000	D.37	HDC 64D TSBO 1PG29G	1661960000	D.31	HDC DG 10B IP68	1987510000	J.23	HDC HD 40 MC	1601710000	B.56
HDC 64D KBU 1M32G	1786960000	B.27	HDC 64D TSBU 1M25G	1786780000	B.27	HDC DG 16A	1044600000	J.23	HDC HD 40 MC	1601710000	B.62
HDC 64D KBU 1M32G	1786960000	B.43	HDC 64D TSBU 1M25G	1786780000	B.43	HDC DG 16B	1044630000	J.23	HDC HD 64 FC	1601740000	B.60
HDC 64D KBU 1M32G	1786960000	B.61	HDC 64D TSBU 1M25G	1786780000	B.61	HDC DG 16B IP68	1987530000	J.23	HDC HD 64 FC	1601740000	B.64
HDC 64D KBU 1M32G	1786960000	B.75	HDC 64D TSBU 1M25G	1786780000	B.75	HDC DG 24B	1044650000	J.23	HDC HD 64 MC	1601720000	B.60
HDC 64D KBU 1M32G	1786960000	B.87	HDC 64D TSBU 1M25G	1786780000	B.87	HDC DG 32A	1044640000	J.23	HDC HD 64 MC	1601720000	B.64
HDC 64D KBU 1M32G	1786960000	B.127	HDC 64D TSBU 1M25G	1786780000	B.127	HDC DG 48A 32B	1044660000	J.23	HDC HD 7 FC	1650580000	B.48
HDC 64D KBU 1M32G	1786960000	B.129	HDC 64D TSBU 1M25G	1786780000	B.129	HDC DG 48B	1044670000	J.23	HDC HD 7 MC	1650570000	B.48
HDC 64D KBU 1M32G	1786960000	B.131	HDC 64D TSBU 1M25G	1786780000	B.131	HDC FBS TOOL 13-50	8000015137	H.7	HDC HD 8 FC	1650600000	B.50
HDC 64D KBU 1M32G	1786960000	D.28	HDC 64D TSBU 1M25G	1786780000	D.27	HDC FBS TOOL 13-50	8000015137	H.13	HDC HD 8 MC	1650590000	B.50
HDC 64D KBU 1M32G N	2559910000	B.27	HDC 64D TSBU 1M32G	1786770000	B.27	HDC FIXING SC SIZE1 M3x6	1168850000	J.18	HDC HD 108 FC	1651220000	B.74
HDC 64D KBU 1M32G N	2559910000	B.43	HDC 64D TSBU 1M32G	1786770000	B.43	HDC FIXING SCREW M3X10	1029510000	J.18	HDC HD 108 FC	1651220000	B.78
HDC 64D KBU 1M32G N	2559910000	B.61	HDC 64D TSBU 1M32G	1786770000	B.61	HDC FLDG 04A	1044480000	J.23	HDC HD 108 FC 109-216	1651300000	B.78
HDC 64D KBU 1M32G N	2559910000	B.75	HDC 64D TSBU 1M32G	1786770000	B.75	HDC FLDG 04A AW IP68	1987470000	J.23	HDC HD 108 MC	1651210000	B.74
HDC 64D KBU 1M32G N	2559910000	B.87	HDC 64D TSBU 1M32G	1786770000	B.87	HDC FLDG 04A IP68	1987450000	J.23	HDC HD 108 MC	1651210000	B.78
HDC 64D KBU 1M32G N	2559910000	B.127	HDC 64D TSBU 1M32G	1786770000	B.127	HDC FLDG 06B	1044500000	J.23	HDC HD 108 MC 109-216	1651280000	B.78
HDC 64D KBU 1M32G N	2559910000	B.129	HDC 64D TSBU 1M32G	1786770000	B.129	HDC FLDG 06B IP68	1987480000	J.23	HDC HD 24 FC	1651160000	B.68
HDC 64D KBU 1M32G N	2559910000	B.131	HDC 64D TSBU 1M32G	1786770000	B.131	HDC FLDG 10A	1044490000	J.23	HDC HD 24 MC	1651150000	B.68
HDC 64D KBU 1M32G N	2559910000	D.28	HDC 64D TSBU 1M32G	1786770000	D.27	HDC FLDG 10B	1044510000	J.23	HDC HD 42 FC		

Type	Order No.	Page	Type	Order No.	Page	Type	Order No.	Page	Type	Order No.	Page
HDC HE 10 MS	1203900000	B.22	HDC HE 6 MP	1873530000	L.11	HDC HP 550 M 95	1079790000	J.7	HDC IP65 10B FRAME M4	1081560000	D.18
HDC HE 10 MS	1203900000	L.12	HDC HE 6 MQT	2666810000	B.20	HDC HP 550 SHOCKPROTEC	1120140000	H.13	HDC IP65 16B FRAME M4	1081570000	D.22
HDC HE 10 MS	1203900000	L.13	HDC HE 6 MS	1200000000	B.20	HDC HP 550 SHOCKPROTEC	1120140000	H.15	HDC IP65 16B FRAME M4	1081570000	D.23
HDC HE 10 MT	1745830000	B.22	HDC HE 6 MS	1200000000	L.8	HDC HP 550 SSF SET	1987950000	H.13	HDC IP65 16B FRAME M4	1081570000	D.24
HDC HE 16 FC	1208000000	B.24	HDC HE 6 MS	1200000000	L.9	HDC HP 550 SSF SET	1987920000	H.13	HDC IP65 24B FRAME M4	1081580000	D.28
HDC HE 16 FC	1208000000	B.28	HDC HE 6 MT	1745820000	B.20	HDC HP CODING SYSTEM	1160780000	H.14	HDC IP65 24B FRAME M4	1081580000	D.30
HDC HE 16 FC 17-32	1216700000	B.28	HDC HE 6 CP	1003240000	B.96	HDC HP CODING SYSTEM	1160780000	J.12	HDC IP65 24B FRAME M4	1081580000	D.32
HDC HE 16 FP	1873560000	B.24	HDC HE 6 CP	1003240000	B.102	HDC HP550 ABGR CR 1P	2568530000	H.14	HDC IP68 24B MD 2M25	1120010000	H.7
HDC HE 16 FP	1873560000	B.28	HDC HE 6 CP	1003240000	J.13	HDC HP550 ABGR CR 1P M20	2599940000	H.14	HDC IP68 24B MD 2M25	1120010000	H.13
HDC HE 16 FP	1873560000	L.18	HDC HEE 10 FC	1826840000	B.34	HDC HP550 ABGR CR 1P M25	2599930000	H.14	HDC IP68 24B MD 2M32	1120000000	H.7
HDC HE 16 FP	1873560000	L.19	HDC HEE 10 MC	1826830000	B.34	HDC HP550 ABGR CR 1P M32	2599920000	H.14	HDC IP68 24B MD 2M32	1120000000	H.13
HDC HE 16 FP 17-32	1875740000	B.28	HDC HEE 18 FC	1826820000	B.36	HDC HP550 ABGR CR 1P M40	2599910000	H.14	HDC IP68 24B MD 3M40	1119970000	H.7
HDC HE 16 FQT	2868950000	B.24	HDC HEE 18 MC	1826810000	B.36	HDC HP550 ABGR CR 1P PG36	2568560000	H.14	HDC IP68 24B MD 3M40	1119970000	H.13
HDC HE 16 FS	1207700000	B.24	HDC HEE 32 FC	1826800000	B.38	HDC HP550 GHDE CR 1P M20	2599840000	H.15	HDC IP68 04A ADS	1083130000	B.101
HDC HE 16 FS	1207700000	B.28	HDC HEE 32 FC	1826800000	B.44	HDC HP550 GHDE CR 1P M25	2599810000	H.15	HDC IP68 04A ADS	1083130000	F.4
HDC HE 16 FS	1207700000	L.16	HDC HEE 32 FC 33-64	1018960000	B.44	HDC HP550 GHDE CR 1P M32	2599790000	H.15	HDC IP68 04A ADS 1PG13	1083120000	B.101
HDC HE 16 FS	1207700000	L.17	HDC HEE 32 MC	1826790000	B.38	HDC HP550 GHDE CR 1P M40	2599770000	H.15	HDC IP68 04A ADS 1PG13	1083120000	F.4
HDC HE 16 FS	1207700000	L.24	HDC HEE 32 MC	1826790000	B.44	HDC HP550 GHDE CR 1P PG36	2568630000	H.15	HDC IP68 04A AS	1081470000	B.101
HDC HE 16 FS	1207700000	L.25	HDC HEE 32 MC 33-64	1018950000	B.44	HDC HP550 STGH CR 1P	2568600000	H.14	HDC IP68 04A AS	1081470000	F.4
HDC HE 16 FS 17-32	1216100000	B.28	HDC HEE 46 FC	1826780000	B.42	HDC HQ 7 CPF	1003220000	B.98	HDC IP68 04A AWS	1081490000	B.101
HDC HE 16 FS 17-32	1216100000	L.24	HDC HEE 46 MC	1826770000	B.42	HDC HQ 7 CPF	1003220000	J.13	HDC IP68 04A AWS	1081490000	F.4
HDC HE 16 FS 17-32	1216100000	L.25	HDC HEE46 40 FC	1528380000	B.40	HDC HQ 7 CPM	1003230000	B.98	HDC IP68 04A AWS 1M20	1081480000	B.101
HDC HE 16 FT	1745780000	B.24	HDC HEE46 40 MC	1528370000	B.40	HDC HQ 7 CPM	1003230000	J.13	HDC IP68 04A AWS 1M20	1081480000	F.4
HDC HE 16 FT	1745780000	B.28	HDC HP 250 F 25	1079720000	H.6	HDC HQ 12 FC	1993820000	B.100	HDC IP68 04A AWS 1M25	2430170000	B.101
HDC HE 16 FT 17-32	1745800000	B.28	HDC HP 250 F 25	1079720000	H.6	HDC HQ 12 MC	1993810000	B.100	HDC IP68 04A AWS 1M25	2430170000	F.4
HDC HE 16 MC	1207900000	B.24	HDC HP 250 F 35	1079730000	H.6	HDC HQ 17 FC	1003200000	B.104	HDC IP68 04A COVER	1083110000	B.101
HDC HE 16 MC	1207900000	B.28	HDC HP 250 F 35	1079730000	J.6	HDC HQ 17 MC	1003210000	B.104	HDC IP68 04A COVER	1083110000	F.4
HDC HE 16 MC 17-32	1216500000	B.28	HDC HP 250 F 50	1079740000	H.6	HDC HQ 4/2 FC	1003160000	B.106	HDC IP68 04A TOS 1M20	1082390000	B.101
HDC HE 16 MP	1873570000	B.24	HDC HP 250 F 50	1079740000	J.6	HDC HQ 4/2 MC	1003170000	B.106	HDC IP68 04A TOS 1M20	1082390000	F.4
HDC HE 16 MP	1873570000	B.28	HDC HP 250 F 50 PE	1220840000	H.6	HDC HQ 5 FC	1912460000	B.96	HDC IP68 04A TOS 1M25G	1513390000	B.101
HDC HE 16 MP	1873570000	L.18	HDC HP 250 F 50 PE	1220840000	J.6	HDC HQ 5 MC	1912440000	B.96	HDC IP68 04A TOS 1M25G	1513390000	F.4
HDC HE 16 MP	1873570000	L.19	HDC HP 250 F 70	1079750000	H.6	HDC HQ 7 FC	1003180000	B.98	HDC IP68 04A TOS 1PG13	1082410000	B.101
HDC HE 16 MP 17-32	1875840000	B.28	HDC HP 250 F 70	1079750000	J.6	HDC HQ 7 MC	1003190000	B.98	HDC IP68 04A TOS 1PG13	1082410000	F.4
HDC HE 16 MQT	2666870000	B.24	HDC HP 250 F 95	1079770000	H.6	HDC HQ 8 FC	1919980000	B.102	HDC IP68 06B AS	1081510000	F.5
HDC HE 16 MS	1207500000	B.24	HDC HP 250 F 95	1079770000	J.6	HDC HQ 8 MC	1919970000	B.102	HDC IP68 06B COVER	1083060000	F.5
HDC HE 16 MS	1207500000	B.28	HDC HP 250 F CM3	1415420000	H.8	HDC HQM ALU	1003050000	B.105	HDC IP68 06B FRAME M6	1110890000	F.5
HDC HE 16 MS	1207500000	L.16	HDC HP 250 M 25	1079690000	H.6	HDC HQM ALU	1003050000	D.9	HDC IP68 06B SS 2M20	1081250000	F.5
HDC HE 16 MS	1207500000	L.17	HDC HP 250 M 25	1079690000	J.6	HDC HQM ALU CS	1251680000	D.9	HDC IP68 06B SS 1M20	1081180000	F.5
HDC HE 16 MS	1207500000	L.24	HDC HP 250 M 35	1079680000	H.6	HDC HQM TOLLU 1PG21	1003080000	B.105	HDC IP68 06B SS 1M25	1081190000	F.5
HDC HE 16 MS	1207500000	L.25	HDC HP 250 M 35	1079680000	J.6	HDC HQM TOLLU 1PG21	1003080000	D.9	HDC IP68 06B SS 1M32	1081210000	F.5
HDC HE 16 MS 17-32	1215700000	B.28	HDC HP 250 M 50	1119080000	H.6	HDC HQM TSLU 1PG21	1003100000	B.105	HDC IP68 06B SS 1PG29	1081230000	F.5
HDC HE 16 MS 17-32	1215700000	L.24	HDC HP 250 M 50	1119080000	J.6	HDC HQM TSLU 1PG21	1003100000	D.9	HDC IP68 06B SS 2M25	1081240000	F.5
HDC HE 16 MS 17-32	1215700000	L.25	HDC HP 250 M 50 PE	1220850000	H.6	HDC HOP ALU	1003040000	B.103	HDC IP68 06B SS 2M32	1081220000	F.5
HDC HE 16 MT	1745840000	B.24	HDC HP 250 M 50 PE	1220850000	J.6	HDC HOP ALU	1003040000	B.107	HDC IP68 06B SS 2PG29	1081260000	F.5
HDC HE 16 MT	1745840000	B.28	HDC HP 250 M 70	1119090000	H.6	HDC HOP ALU	1003040000	D.8	HDC IP68 06B TOS 1M20	1082420000	F.5
HDC HE 16 MT 17-32	1745860000	B.28	HDC HP 250 M 70	1119090000	J.6	HDC HOP ALU CS	1354950000	D.8	HDC IP68 06B TOS 1M25	1082430000	F.5
HDC HE 24 FC	1211600000	B.26	HDC HP 250 M 95	1119100000	H.6	HDC HOP AWLU	1003060000	B.103	HDC IP68 06B TOS 1M32	1082440000	F.5
HDC HE 24 FC	1211600000	B.30	HDC HP 250 M 95	1119100000	J.6	HDC HOP AWLU	1003060000	B.107	HDC IP68 06B TOS 1M32 CS	1288190000	F.5
HDC HE 24 FC 25-48	1226800000	B.30	HDC HP 250 M CM3	1415410000	H.8	HDC HOP AWLU	1003060000	D.8	HDC IP68 06B TOS 1M40	1082450000	F.5
HDC HE 24 FP	1873580000	B.26	HDC HP 250 SHOCKPROTEC	1120130000	H.7	HDC HOP DMD 2B0	1003130000	B.103	HDC IP68 06B TOS 1PG16	1082460000	F.5
HDC HE 24 FP	1873580000	B.30	HDC HP 250 SSF BO SET	2008220000	H.7	HDC HOP DMD 2B0	1003130000	B.105	HDC IP68 06B TOS 1PG21	1082470000	F.5
HDC HE 24 FP	1873580000	L.22	HDC HP 250 SSM BO SET	2008210000	H.7	HDC HOP DMD 2B0	1003130000	B.107	HDC IP68 06B TOS 1PG29	1082480000	F.5
HDC HE 24 FP	1873580000	L.23	HDC HP 550 F 120	1079820000	H.12	HDC HOP DMD 2B0	1003130000	D.8	HDC IP68 06B TSS 1M20	1082510000	F.5
HDC HE 24 FP 25-48	1875850000	B.30	HDC HP 550 F 120	1079820000	H.14	HDC HOP DMD 2B0	1003130000	D.9	HDC IP68 06B TSS 1M25	1082530000	F.5
HDC HE 24 FQT	2666890000	B.26	HDC HP 550 F 120	1079820000	J.7	HDC HOP DMD 2B0 CS	1251660000	D.8	HDC IP68 06B TSS 1M32	1082550000	F.5
HDC HE 24 FS	1211300000	B.26	HDC HP 550 F 150	1079830000	H.12	HDC HOP DMD 2B0 CS	1251660000	D.9	HDC IP68 06B TSS 1PG16	1082560000	F.5
HDC HE 24 FS	1211300000	B.30	HDC HP 550 F 150	1079830000	H.14	HDC HOP DMD 2B0 CS	1251670000	B.103	HDC IP68 06B TSS 1PG21	1082570000	F.5
HDC HE 24 FS	1211300000	L.20	HDC HP 550 F 185	1079830000	J.7	HDC HOP DDD 2B0	1003140000	B.105	HDC IP68 10B AS	1081520000	F.6
HDC HE 24 FS	1211300000	L.21	HDC HP 550 F 185	1079840000	H.12	HDC HOP DDD 2B0	1003140000	B.107	HDC IP68 10B COVER	1083070000	F.6
HDC HE 24 FS	1211300000	L.26	HDC HP 550 F 185	1079840000	H.14	HDC HOP DDD 2B0	1003140000	D.8	HDC IP68 10B FRAME M6	1110900000	F.6
HDC HE 24 FS	1211300000	L.27	HDC HP 550 F 185	1079840000	J.7	HDC HOP DDD 2B0	1003140000	D.9	HDC IP68 10B SS 1M20	1081270000	F.6
HDC HE 24 FS 25-48	1221200000	B.30	HDC HP 550 F 240	1120600000	H.12	HDC HOP DDD 2B0 CS	1251670000	D.8	HDC IP68 10B SS 1M32	1081280000	F.6
HDC HE 24 FS 25-48	1221200000	L.26	HDC HP 550 F 240	1120600000	H.14	HDC HOP DDD 2B0 CS	1251670000	D.9	HDC IP68 10B SS 1PG29	1081290000	F.6
HDC HE 24 FS 25-48	1221200000	L.27	HDC HP 550 F 240	1120600000	J.7	HDC HOP KOLLU 1PG16	1003120000	B.103	HDC IP68 10B SS 2M20	1081310000	F.6
HDC HE 24 FT	1745790000	B.26	HDC HP 550 F 25	1220570000	H.12	HDC HOP KOLLU 1PG16	1003120000	B.107	HDC IP68 10B SS 2M32	1081320000	F.6
HDC HE 24 FT	1745790000	B.30	HDC HP 550 F 25	1220570000	H.14	HDC HOP KOLLU 1PG16	1003120000	D.8	HDC IP68 10B SS 2PG29	1081330000	F.6
HDC HE 24 FT 25-48	1745810000	B.30	HDC HP 550 F 25	1220570000	J.7	HDC HOP SLU 1PG16	1003110000	B.103	HDC IP68 10B TOS 1M20	1082580000	F.6
HDC HE 24 MC	1211500000	B.26	HDC HP 550 F 50	1177100000	H.12	HDC HOP SLU 1PG16	1003110000	B.107	HDC IP68 10B TOS 1M25	1082590000	F.6
HDC HE 24 MC	1211500000	B.30	HDC HP 550 F 50	1177100000	H.14	HDC HOP SLU 1PG16	1003110000	D.8	HDC IP68 10B TOS 1M32	1082610000	F.6
HDC HE 24 MC 25-48	1226400000	B.30	HDC HP 550 F 50	1177100000	J.7	HDC HOP TOLLU 1PG16	1003070000	B.103	HDC IP68 10B TOS 1PG16	1082620000	F.6
HDC HE 24 MP	1873590000	B.26	HDC HP 550 F 70	1268820000	H.12	HDC HOP TOLLU 1PG16	1003070000	B.107	HDC IP68 10B TOS 1PG21	1082630000	F.6
HDC HE 24 MP	1873590000	B.30	HDC HP 550 F 70	1268820000	H.14	HDC HOP TOLLU 1PG16	1003070000	D.8	HDC IP68 10B TOS 1PG29	1082640000	F.6
HDC HE 24 MP	1873590000	L.22	HDC HP 550 F 70	1268820000	J.7	HDC HOP TSLU 1PG16	1003090000	B.103	HDC IP68 10B TSS 1M20	1082690000	F.6
HDC HE 24 MP	1873590000	L.23	HDC HP 550 F 95	1079810000	H.12	HDC HOP TSLU 1PG16	1003090000	B.107	HDC IP68 10B TSS 1M25	1082650000	F.6
HDC HE 24 MP 25-48	1875890000	B.30	HDC HP 550 F 95	1079810000	H.14	HDC HOP TSLU 1PG16	1003090000	D.8	HDC IP68 10B TSS 1M32	1082660000	F.6
HDC HE 24 MQT	2667010000	B.26	HDC HP 550 F 95	1079810000	J.7	HDC HSB 6 FS	1498900000	B.90	HDC IP68 10B TSS 1PG21	1082670000	F.6
HDC HE 24 MS	1211100000	B.26	HDC HP 550 M 120	1079780000	H.12	HDC HSB 6 FS	1498900000	B.92	HDC IP68 10B TSS 1PG29	1082680000	F.6
HDC HE 24 MS	1211100000	B.30	HDC HP 550 M 120	1079780000	H.14	HDC HSB 6 FS	1498900000	L.28	HDC IP68 16B AS	1081530000	F.7
HDC HE 24 MS	1211100000	L.20	HDC HP 550 M 120	1079780000	J.7	HDC HSB 6 FS 7 - 12	1499000000	B.92	HDC IP68 16B COVER	108	

Type	Order No.	Page	Type	Order No.	Page	Type	Order No.	Page	Type	Order No.	Page
HDC IP68 16B TSS 1PG29	1082840000	F.7	HDC MBUS8 F AWG20	2565990000	C.26	HDC MRJ45 A MI	2592220000	C.36	HDC XX5E01 FFSM12D-0300	2503540300	C.28
HDC IP68 16B TSS 1PG36	1082850000	F.7	HDC MBUS8 F AWG22	2565970000	C.26	HDC MRJ45 ABP MI	2592210000	C.36	HDC XX5E01 FFSM12D-0500	2503540500	C.28
HDC IP68 24B AS	1081540000	F.8	HDC MBUS8 F AWG26-24	2565950000	C.26	HDC MRJ45 B MI	2592230000	C.36	HDC XX5E01 FFSXXX-0050	2652760050	C.28
HDC IP68 24B COVER	1083090000	F.8	HDC MBUS8 M AWG20	2565980000	C.26	HDC MRJ45 GC F	2592030000	C.36	HDC XX5E01 FFSXXX-0100	2652760100	C.28
HDC IP68 24B COVER CS	1324500000	H.6	HDC MBUS8 M AWG22	2565960000	C.26	HDC MRJ45 P MI	2592240000	C.36	HDC XX5E01 FFSXXX-0150	2652760150	C.28
HDC IP68 24B COVER CS	1324500000	H.12	HDC MBUS8 M AWG26-24	2565940000	C.26	HDC MRJ45 PCADP MC	2592260000	C.36	HDC XX5E01 FFSXXX-0300	2652760300	C.28
HDC IP68 24B FRAME M6	1110920000	F.8	HDC MBUS8 X6A FC	2427910000	C.26	HDC MRJ45 PCADP MC	2592260000	C.37	HDC XX5E01 FFSXXX-0500	2652760500	C.28
HDC IP68 24B HP FRAME	1282820000	H.6	HDC MBUS8 X6A MC	2427900000	C.26	HDC MSL10	1435420000	J.16	HDC XX5E01 FMSM12D-0050	2451120050	C.28
HDC IP68 24B HP FRAME	1282820000	H.12	HDC MDU	1429040000	C.24	HDC MSL16	1435430000	J.16	HDC XX5E01 FMSM12D-0100	2451120100	C.28
HDC IP68 24B MD	1119950000	H.7	HDC MF 10B AC	1428960000	C.6	HDC MSL24	1435440000	J.16	HDC XX5E01 FMSM12D-0150	2451120150	C.28
HDC IP68 24B MD	1119950000	H.13	HDC MF 10B CA	1428980000	C.6	HDC MSL6	1435410000	J.16	HDC XX5E01 FMSM12D-0300	2451120300	C.28
HDC IP68 24B MD 2M40	1119990000	H.7	HDC MF 16B AD	1429010000	C.7	HDC MXCC10 4X	2709800000	C.19	HDC XX5E01 FMSM12D-0500	2451120500	C.28
HDC IP68 24B MD 2M40	1119990000	H.13	HDC MF 16B DA	1429030000	C.7	HDC MXCC10 4X	2709800000	C.20	HDC XX5E01 FMSRJ45-0050	2451080050	C.28
HDC IP68 24B MD 3M25	1079910000	H.7	HDC MF 24B AF	1429050000	C.7	HDC MXCC11 4X	2709810000	C.19	HDC XX5E01 FMSRJ45-0100	2451080100	C.28
HDC IP68 24B MD 3M25	1079910000	H.13	HDC MF 24B FA	1429070000	C.7	HDC MXCC11 4X	2709810000	C.20	HDC XX5E01 FMSRJ45-0150	2451080150	C.28
HDC IP68 24B MD 3M32	1119980000	H.7	HDC MF 6B AB	1428920000	C.6	HDC MXCC12 4X	2709820000	C.19	HDC XX5E01 FMSRJ45-0300	2451080300	C.28
HDC IP68 24B MD 3M32	1119980000	H.13	HDC MF 6B BA	1428940000	C.6	HDC MXCC12 4X	2709820000	C.20	HDC XX5E01 FMSRJ45-0500	2451080500	C.28
HDC IP68 24B MD 4M25 T1	1160450000	H.7	HDC MF CA16 PE	1480940000	J.16	HDC MXCC2 4X	2709710000	C.19	HDC XX5E01 FDXXXXX-0050	2003920050	C.29
HDC IP68 24B MD 4M25 T2	1220860000	H.7	HDC MF FIXING	1480290000	C.6	HDC MXCC2 4X	2709710000	C.20	HDC XX5E01 FDXXXXX-0100	2003920100	C.29
HDC IP68 24B SS	1081450000	F.8	HDC MF FIXING	1480290000	C.7	HDC MXCC3 4X	2709720000	C.19	HDC XX5E01 FDXXXXX-0150	2003920150	C.29
HDC IP68 24B SS 1M40	1081410000	F.8	HDC MHD 12 FC	1428850000	C.22	HDC MXCC3 4X	2709720000	C.20	HDC XX5E01 FDXXXXX-0300	2003920300	C.29
HDC IP68 24B SS 1PG36	1081430000	F.8	HDC MHD 12 MC	1428840000	C.22	HDC MXCC4 4X	2709730000	C.19	HDC XX5E01 FDXXXXX-0500	2003920500	C.29
HDC IP68 24B SS 2M40	1081420000	F.8	HDC MHD 36 FC	1428870000	C.21	HDC MXCC4 4X	2709730000	C.20	HDC XX5E01 MFSM12D-0050	2450450050	C.29
HDC IP68 24B SS 2PG36	1081440000	F.8	HDC MHD 36 MC	1428860000	C.21	HDC MXCC5 4X	2709740000	C.19	HDC XX5E01 MFSM12D-0100	2450450100	C.29
HDC IP68 24B TOS 1M32	1082860000	F.8	HDC MHE 20 FC	1428930000	C.14	HDC MXCC5 4X	2709740000	C.20	HDC XX5E01 MFSM12D-0150	2450450150	C.29
HDC IP68 24B TOS 1M40	1082870000	F.8	HDC MHE 20 MC	1428910000	C.14	HDC MXCC6 4X	2709750000	C.19	HDC XX5E01 MFSM12D-0300	2450450300	C.29
HDC IP68 24B TOS 1M50	1082880000	F.8	HDC MHE 4 FP	2635990000	C.18	HDC MXCC6 4X	2709750000	C.20	HDC XX5E01 MFSM12D-0500	2450450500	C.29
HDC IP68 24B TOS 1PG21	1082900000	F.8	HDC MHE 4 MP	2635980000	C.18	HDC MXCC7 4X	2709770000	C.19	HDC XX5E01 MFSXXX-0050	2450450050	C.29
HDC IP68 24B TOS 1PG29	1082920000	F.8	HDC MHE 4X FP	2636060000	C.19	HDC MXCC7 4X	2709770000	C.20	HDC XX5E01 MFSXXX-0100	2453550100	C.29
HDC IP68 24B TOS 1PG36	1082930000	F.8	HDC MHE 4X MP	2636070000	C.19	HDC MXCC8 4X	2709780000	C.19	HDC XX5E01 MFSXXX-0150	2453550150	C.29
HDC IP68 24B TOS 2M32	1082940000	F.8	HDC MHE 4X2 FP	2636080000	C.20	HDC MXCC8 4X	2709780000	C.20	HDC XX5E01 MFSXXX-0300	2453550300	C.29
HDC IP68 24B TOS 2M40	1082950000	F.8	HDC MHE 4X2 MP	2636090000	C.20	HDC MXCC9 4X	2709790000	C.19	HDC XX5E01 MFSXXX-0500	2453550500	C.29
HDC IP68 24B TOS 2M40 TSS 1M32	1289130000	F.8	HDC MHE 5 FP	2636190000	C.17	HDC MXCC9 4X	2709790000	C.20	HDC XX5E01 MMSM12D-0050	2451110050	C.29
HDC IP68 24B TOS 2PG29	1082910000	F.8	HDC MHE 5 MP	2636180000	C.17	HDC PE HA SCREW M4X5.5	1025660000	J.18	HDC XX5E01 MMSM12D-0100	2451110100	C.29
HDC IP68 24B TOS 3M25	1082960000	F.8	HDC MHE 6 FC	1428870000	C.16	HDC PE HD/ HDD/CF SCREW M4X6	1029440000	J.18	HDC XX5E01 MMSM12D-0150	2451110150	C.29
HDC IP68 24B TSS 1M32	1082970000	F.8	HDC MHE 6 MC	1429360000	C.16	HDC PE HE SCREW M4X7.8	1025670000	J.18	HDC XX5E01 MMSM12D-0300	2451110300	C.29
HDC IP68 24B TSS 1M40	1082980000	F.8	HDC MHE 6P FC	1505660000	C.13	HDC PE HSB/S SCREW M5X8	1029470000	J.18	HDC XX5E01 MMSM12D-0500	2451110500	C.29
HDC IP68 24B TSS 1M50	1082990000	F.8	HDC MHE 6P MC	1505650000	C.13	HDC PE S6/6 SCREW M4X8	1029520000	J.18	HDC XX5E01 MMSRJ45-0050	2450490050	C.29
HDC IP68 24B TSS 1PG29	1083000000	F.8	HDC MHE 8 FC	1428890000	C.15	HDC RJ4501 MMSCAT6-0020	2661950020	C.37	HDC XX5E01 MMSRJ45-0100	2450490100	C.29
HDC IP68 24B TSS 1PG36	1083010000	F.8	HDC MHE 8 MC	1428880000	C.15	HDC RJ4501 MMSCAT6-0030	2661950030	C.37	HDC XX5E01 MMSRJ45-0150	2450490150	C.29
HDC IP68 HP 24B 1M50	2451460000	H.13	HDC MHP 100 FC	1429080000	C.9	HDC RJ4501 MMSCAT6-0040	2661950040	C.37	HDC XX5E01 MMSRJ45-0300	2450490300	C.29
HDC IP68 HP 24B 1M50	2451460000	H.7	HDC MHP 100 MC	1429060000	C.9	HDC RJ4501 MMSCAT6-0050	2661950050	C.37	HDC XX5E01 MMSRJ45-0500	2450490500	C.29
HDC IP68 HP 24B 1M63	2473940000	H.7	HDC MHP 200 FC	2549260000	C.8	HDC RJ4501 MMSCAT6-0060	2661950060	C.37	HDC XX5E01 MMSRJ45-0050	2003890050	C.29
HDC IP68 HP 24B 1M63	2473940000	H.13	HDC MHP 200 MC	2548900000	C.8	HDC RJ4501 MMSCAT6-0070	2661950070	C.37	HDC XX5E01 MMSRJ45-0100	2003890100	C.29
HDC IP68 HP 24B A	1120040000	H.6	HDC MHP 70 FC	2668180000	C.10	HDC RJ4501 MMSCAT6-0080	2661950080	C.37	HDC XX5E01 MMSRJ45-0150	2003890150	C.29
HDC IP68 HP 24B A	1120040000	H.12	HDC MHP 70 MC	2668190000	C.10	HDC RJ4501 MMSCAT6-0090	2661950090	C.37	HDC XX5E01 MMSRJ45-0300	2003890300	C.29
HDC IP68 HP 24B AS S	1079920000	H.6	HDC MHP REMOVAL TOOL	1480380000	C.9	HDC RJ4501 MMSCAT6-0100	2661950100	C.37	HDC XX5E01 MMSRJ45-0500	2003890500	C.29
HDC IP68 HP 24B AS S	1079920000	H.12	HDC MHP REMOVAL TOOL	1480380000	C.35	HDC RJ4501 MMSCAT6-0150	2661950150	C.37	HDC XX5E02 FFSM12D-0050	2503810050	C.30
HDC IP68 HP 24B T	1079930000	H.6	HDC MHP100 F 10	1435790000	J.16	HDC RJ4501 MMSCAT6-0200	2661950200	C.37	HDC XX5E02 FFSM12D-0100	2503810100	C.30
HDC IP68 HP 24B T	1079930000	H.12	HDC MHP100 F 16	1435810000	C.9	HDC RJ4501 MMSCAT6-0250	2661950250	C.37	HDC XX5E02 FFSM12D-0150	2503810150	C.30
HDC KIT HA 04.402 M	1802700000	I.6	HDC MHP100 F 25	1435820000	C.9	HDC RJ4501 MMSCAT6-0300	2661950300	C.37	HDC XX5E02 FFSM12D-0300	2503810300	C.30
HDC KIT HA 04.406 M	1802720000	I.6	HDC MHP100 F 35	1435830000	C.9	HDC RJ4501 MMSCAT6-0400	2661950400	C.37	HDC XX5E02 FFSM12D-0500	2503810500	C.30
HDC KIT HE 06.100 M	1802730000	I.8	HDC MHP100 M 10	1435750000	C.9	HDC RJ4501 MMSCAT6-0500	2661950500	C.37	HDC XX5E02 FFSM12D-0050	2503760050	C.30
HDC KIT HE 06.101 M	1802740000	I.8	HDC MHP100 M 16	1435760000	C.9	HDC RJ4501 MMSCAT6-0600	2661950600	C.37	HDC XX5E02 FFSM12D-0100	2503760100	C.30
HDC KIT HEF 06.10	1027680000	I.11	HDC MHP100 M 25	1435770000	C.9	HDC RJ4501 MMSCAT6-0700	2661950700	C.37	HDC XX5E02 FFSM12D-0150	2503760150	C.30
HDC KIT HEF 06.10 M	1027650000	I.10	HDC MHP100 M 35	1435780000	C.9	HDC RJ4501 MMSCAT6-0750	2661950750	C.37	HDC XX5E02 FFSM12D-0300	2503760300	C.30
HDC KIT HEF 06.11	1061710000	I.11	HDC MHP200 F 25	2514820000	C.8	HDC RJ4501 MMSCAT6-0800	2661950800	C.37	HDC XX5E02 FFSM12D-0500	2503760500	C.30
HDC KIT HEF 06.11 M	1061720000	I.10	HDC MHP200 F 35	2514830000	C.8	HDC RJ4501 MMSCAT6-0900	2661950900	C.37	HDC XX5E02 FMSRJ45-0050	2503720050	C.30
HDC KIT HEF 10.110	1027680000	I.15	HDC MHP200 F 50	2514840000	C.8	HDC RJ4501 MMSCAT6-1000	2661951000	C.37	HDC XX5E02 FMSRJ45-0100	2503720100	C.30
HDC KIT HEF 10.110 M	1027670000	I.14	HDC MHP200 F 70	2514850000	C.8	HDC RJ4501 MMSCAT6-1500	2661951500	C.37	HDC XX5E02 FMSRJ45-0150	2503720150	C.30
HDC KIT HEF 10.111 M	1061730000	I.15	HDC MHP200 M 25	2514860000	C.8	HDC RJ4501 MMSCAT6-2000	2661952000	C.37	HDC XX5E02 FMSRJ45-0300	2503720300	C.30
HDC KIT HEF 10.111 M	1061740000	I.14	HDC MHP200 M 35	2514870000	C.8	HDC S12/2 FC	1023330000	B.124	HDC XX5E02 FMSRJ45-0500	2503720500	C.30
HDC KIT HEF 16.120	1027640000	I.19	HDC MHP200 M 50	2514880000	C.8	HDC S12/2 MC	1023340000	B.124	HDC XX5E02 FDXXXXX-0050	2003930050	C.30
HDC KIT HEF 16.120 M	1027690000	I.18	HDC MHP200 M 70	2514890000	C.8	HDC S4 BAS	1789980000	B.112	HDC XX5E02 FDXXXXX-0100	2003930100	C.30
HDC KIT HEF 16.121	1061750000	I.19	HDC MHP200 REMOVAL TOOL	2617240000	C.8	HDC S4 SAS	1789990000	B.112	HDC XX5E02 FDXXXXX-0150	2003930150	C.30
HDC KIT HEF 16.121 M	1061770000	I.18	HDC MHP200 REMOVAL TOOL	2617240000	J.35	HDC S4/O FS	1023210000	B.116	HDC XX5E02 FDXXXXX-0300	2003930300	C.30
HDC KIT HEF 24.130	1061780000	I.23	HDC MHP70 F 10	2668200000	C.10	HDC S4/O MS	1023220000	B.116	HDC XX5E02 FDXXXXX-0500	2003930500	C.30
HDC KIT HEF 24.130 M	1061790000	I.22	HDC MHP70 F 16	2668220000	C.10	HDC S4/2 FS	1023230000	B.118	HDC XX5E02 MFSM12D-0050	2503700050	C.31
HDC KIT HEF 24.131	1061800000	I.23	HDC MHP70 F 25	2668260000	C.10	HDC S4/2 MS	1023240000	B.118	HDC XX5E02 MFSM12D-0100	2503700100	C.31
HDC KIT HEF 24.131 M	1061700000	I.22	HDC MHP70 F 6	2668210000	C.10	HDC S4/8 FS	1023250000	B.126	HDC XX5E02 MFSM12D-0150	2503700150	C.31
HDC MBUS 2 FC	1429020000	C.23	HDC MHP70 M 10	2668350000	C.10	HDC S4/8 MS	1023260000	B.126	HDC XX5E02 MFSM12D-0300	2503700300	C.31
HDC MBUS 2 MC	1428990000	C.23	HDC MHP70 M 10 P	2691240000	C.10	HDC S6 12 BAS	1790010000	B.122	HDC XX5E02 MFSM12D-0500	2503700500	C.31
HDC MBUS 2 MCLIP	1989290000	C.23	HDC MHP70 M 16	2668360000	C.10	HDC S6 12 SAS	1790000000	B.122	HDC XX5E02 MFSXXX-0050	2503790050	C.31
HDC MBUS 2 PCLIP	1989300000	C.23	HDC MHP70 M 16 P	2691250000	C.10	HDC S6 6 BAS	1790020000	B.128	HDC XX5E02 MFSXXX-0100	2503790100	C.31
HDC MBUS CF 10.3	2566010000	C.27	HDC MHP70 M 25	2668370000	C.10	HDC S6 6 SAS	1790030000	B.128	HDC XX5E02 MFSXXX-0150	2503790150	C.31
HDC MBUS CF 11.0	2566000000	C.27	HDC MHP70 M 25 P	2691260000							





Type	Order No.	Page	Type	Order No.	Page	Type	Order No.	Page	Type	Order No.	Page
HDC-CHEBM4.OAG	1201500000	B.10	HDC-CHE-SMO.5AU	1651420000	C.16	HDC-CHE-SM2.5AG	1200800000	B.12	HDC-CHE-SM4.65AU	1116540000	J.4
HDC-CHEBM4.OAG	1201500000	B.12	HDC-CHE-SMO.5AU	1651420000	J.4	HDC-CHE-SM2.5AG	1200800000	B.14	HDC-CM3-BM1.5AG	1698130000	J.5
HDC-CHEBM4.OAG	1201500000	B.14	HDC-CHE-SMO.75-1.OOAG	1200600000	B.10	HDC-CHE-SM2.5AG	1200800000	B.16	HDC-CM3-BM10.OAG	1682310000	J.5
HDC-CHEBM4.OAG	1201500000	B.16	HDC-CHE-SMO.75-1.OOAG	1200600000	B.12	HDC-CHE-SM2.5AG	1200800000	B.20	HDC-CM3-BM2.5AG	1698150000	J.5
HDC-CHEBM4.OAG	1201500000	B.20	HDC-CHE-SMO.75-1.OOAG	1200600000	B.14	HDC-CHE-SM2.5AG	1200800000	B.22	HDC-CM3-BM4.OAG	1682270000	J.5
HDC-CHEBM4.OAG	1201500000	B.22	HDC-CHE-SMO.75-1.OOAG	1200600000	B.16	HDC-CHE-SM2.5AG	1200800000	B.24	HDC-CM3-BM6.OAG	1682290000	J.5
HDC-CHEBM4.OAG	1201500000	B.24	HDC-CHE-SMO.75-1.OOAG	1200600000	B.20	HDC-CHE-SM2.5AG	1200800000	B.26	HDC-CM3-SM1.5AG	1698120000	J.5
HDC-CHEBM4.OAG	1201500000	B.26	HDC-CHE-SMO.75-1.OOAG	1200600000	B.22	HDC-CHE-SM2.5AG	1200800000	B.28	HDC-CM3-SM10.OAG	1682300000	J.5
HDC-CHEBM4.OAG	1201500000	B.28	HDC-CHE-SMO.75-1.OOAG	1200600000	B.24	HDC-CHE-SM2.5AG	1200800000	B.30	HDC-CM3-SM2.5AG	1698140000	J.5
HDC-CHEBM4.OAG	1201500000	B.30	HDC-CHE-SMO.75-1.OOAG	1200600000	B.26	HDC-CHE-SM2.5AG	1200800000	B.34	HDC-CM3-SM4.OAG	1682260000	J.5
HDC-CHEBM4.OAG	1201500000	B.34	HDC-CHE-SMO.75-1.OOAG	1200600000	B.28	HDC-CHE-SM2.5AG	1200800000	B.36	HDC-CM3-SM6.OAG	1682280000	J.5
HDC-CHEBM4.OAG	1201500000	B.36	HDC-CHE-SMO.75-1.OOAG	1200600000	B.30	HDC-CHE-SM2.5AG	1200800000	B.38	HDC-HB10.AWWL.FD	1855680000	J.23
HDC-CHEBM4.OAG	1201500000	B.38	HDC-CHE-SMO.75-1.OOAG	1200600000	B.34	HDC-CHE-SM2.5AG	1200800000	B.40	HDC-KIT-HA.03.300	1712560000	J.15
HDC-CHEBM4.OAG	1201500000	B.40	HDC-CHE-SMO.75-1.OOAG	1200600000	B.36	HDC-CHE-SM2.5AG	1200800000	B.42	HDC-KIT-HA.03.300.M	1802470000	J.14
HDC-CHEBM4.OAG	1201500000	B.42	HDC-CHE-SMO.75-1.OOAG	1200600000	B.38	HDC-CHE-SM2.5AG	1200800000	B.44	HDC-KIT-HA.03.301	1712570000	J.15
HDC-CHEBM4.OAG	1201500000	B.44	HDC-CHE-SMO.75-1.OOAG	1200600000	B.40	HDC-CHE-SM2.5AG	1200800000	B.96	HDC-KIT-HA.03.301.M	1802460000	J.14
HDC-CHEBM4.OAG	1201500000	B.96	HDC-CHE-SMO.75-1.OOAG	1200600000	B.42	HDC-CHE-SM2.5AG	1200800000	B.102	HDC-KIT-HA.03.302	1712580000	J.15
HDC-CHEBM4.OAG	1201500000	B.102	HDC-CHE-SMO.75-1.OOAG	1200600000	B.44	HDC-CHE-SM2.5AG	1200800000	B.114	HDC-KIT-HA.03.302.M	1802450000	J.14
HDC-CHEBM4.OAG	1201500000	B.114	HDC-CHE-SMO.75-1.OOAG	1200600000	B.96	HDC-CHE-SM2.5AG	1200800000	C.13	HDC-KIT-HA.03.404	1712630000	J.15
HDC-CHEBM4.OAG	1201500000	C.13	HDC-CHE-SMO.75-1.OOAG	1200600000	B.102	HDC-CHE-SM2.5AG	1200800000	C.14	HDC-KIT-HA.04.400	1712590000	J.17
HDC-CHEBM4.OAG	1201500000	C.14	HDC-CHE-SMO.75-1.OOAG	1200600000	B.114	HDC-CHE-SM2.5AG	1200800000	C.15	HDC-KIT-HA.04.400.M	1802440000	J.16
HDC-CHEBM4.OAG	1201500000	C.15	HDC-CHE-SMO.75-1.OOAG	1200600000	C.13	HDC-CHE-SM2.5AG	1200800000	C.16	HDC-KIT-HA.04.401	1712600000	J.17
HDC-CHEBM4.OAG	1201500000	C.16	HDC-CHE-SMO.75-1.OOAG	1200600000	C.14	HDC-CHE-SM2.5AG	1200800000	J.4	HDC-KIT-HA.04.401.M	1802430000	J.16
HDC-CHEBM4.OAG	1201500000	J.4	HDC-CHE-SMO.75-1.OOAG	1200600000	C.15	HDC-CHE-SM2.5AU	1651450000	B.10	HDC-KIT-HA.04.402	1712610000	J.17
HDC-CHEBM4.OAU	1651510000	B.10	HDC-CHE-SMO.75-1.OOAG	1200600000	C.16	HDC-CHE-SM2.5AU	1651450000	B.12	HDC-KIT-HA.04.406	1712650000	J.17
HDC-CHEBM4.OAU	1651510000	B.12	HDC-CHE-SMO.75-1.OOAG	1200600000	J.4	HDC-CHE-SM2.5AU	1651450000	B.14	HDC-KIT-HE.06.100	1712460000	J.19
HDC-CHEBM4.OAU	1651510000	B.14	HDC-CHE-SMO.75-1.OOAG	1651430000	B.10	HDC-CHE-SM2.5AU	1651450000	B.16	HDC-KIT-HE.06.101	1712660000	J.19
HDC-CHEBM4.OAU	1651510000	B.16	HDC-CHE-SMO.75-1.OOAG	1651430000	B.12	HDC-CHE-SM2.5AU	1651450000	B.20	HDC-KIT-HE.10.110	1712510000	J.13
HDC-CHEBM4.OAU	1651510000	B.20	HDC-CHE-SMO.75-1.OOAG	1651430000	B.14	HDC-CHE-SM2.5AU	1651450000	B.22	HDC-KIT-HE.10.110.M	1802420000	J.12
HDC-CHEBM4.OAU	1651510000	B.22	HDC-CHE-SMO.75-1.OOAG	1651430000	B.16	HDC-CHE-SM2.5AU	1651450000	B.24	HDC-KIT-HE.10.111	1712670000	J.13
HDC-CHEBM4.OAU	1651510000	B.24	HDC-CHE-SMO.75-1.OOAG	1651430000	B.20	HDC-CHE-SM2.5AU	1651450000	B.26	HDC-KIT-HE.10.111.M	1802410000	J.12
HDC-CHEBM4.OAU	1651510000	B.26	HDC-CHE-SMO.75-1.OOAG	1651430000	B.22	HDC-CHE-SM2.5AU	1651450000	B.28	HDC-KIT-HE.16.120	1712520000	J.17
HDC-CHEBM4.OAU	1651510000	B.28	HDC-CHE-SMO.75-1.OOAG	1651430000	B.24	HDC-CHE-SM2.5AU	1651450000	B.30	HDC-KIT-HE.16.120.M	1802400000	J.16
HDC-CHEBM4.OAU	1651510000	B.30	HDC-CHE-SMO.75-1.OOAG	1651430000	B.26	HDC-CHE-SM2.5AU	1651450000	B.34	HDC-KIT-HE.16.121	1712680000	J.17
HDC-CHEBM4.OAU	1651510000	B.34	HDC-CHE-SMO.75-1.OOAG	1651430000	B.28	HDC-CHE-SM2.5AU	1651450000	B.36	HDC-KIT-HE.16.121.M	1802390000	J.16
HDC-CHEBM4.OAU	1651510000	B.36	HDC-CHE-SMO.75-1.OOAG	1651430000	B.30	HDC-CHE-SM2.5AU	1651450000	B.38	HDC-KIT-HE.24.130	1712530000	J.21
HDC-CHEBM4.OAU	1651510000	B.38	HDC-CHE-SMO.75-1.OOAG	1651430000	B.34	HDC-CHE-SM2.5AU	1651450000	B.40	HDC-KIT-HE.24.130.M	1802380000	J.20
HDC-CHEBM4.OAU	1651510000	B.40	HDC-CHE-SMO.75-1.OOAG	1651430000	B.36	HDC-CHE-SM2.5AU	1651450000	B.42	HDC-KIT-HE.24.131	1712690000	J.21
HDC-CHEBM4.OAU	1651510000	B.42	HDC-CHE-SMO.75-1.OOAG	1651430000	B.38	HDC-CHE-SM2.5AU	1651450000	B.44	HDC-KIT-HE.24.131.M	1802480000	J.20
HDC-CHEBM4.OAU	1651510000	B.44	HDC-CHE-SMO.75-1.OOAG	1651430000	B.40	HDC-CHE-SM2.5AU	1651450000	B.96	HDC-KIT-HE.32.140	1712540000	J.25
HDC-CHEBM4.OAU	1651510000	B.96	HDC-CHE-SMO.75-1.OOAG	1651430000	B.42	HDC-CHE-SM2.5AU	1651450000	B.102	HDC-KIT-HE.32.140.M	1802370000	J.24
HDC-CHEBM4.OAU	1651510000	B.102	HDC-CHE-SMO.75-1.OOAG	1651430000	B.44	HDC-CHE-SM2.5AU	1651450000	B.114	HDC-KIT-HE.48.150	1712550000	J.27
HDC-CHEBM4.OAU	1651510000	B.114	HDC-CHE-SMO.75-1.OOAG	1651430000	B.96	HDC-CHE-SM2.5AU	1651450000	C.13	HDC-KIT-HE.48.150.M	1802360000	J.26
HDC-CHEBM4.OAU	1651510000	C.13	HDC-CHE-SMO.75-1.OOAG	1651430000	B.102	HDC-CHE-SM2.5AU	1651450000	C.14	HDC-KIT-HSB.06.500	1724000000	J.28
HDC-CHEBM4.OAU	1651510000	C.14	HDC-CHE-SMO.75-1.OOAG	1651430000	B.114	HDC-CHE-SM2.5AU	1651450000	C.15	HTX-HDC/POF	9010950000	J.9
HDC-CHEBM4.OAU	1651510000	C.15	HDC-CHE-SMO.75-1.OOAG	1651430000	C.13	HDC-CHE-SM2.5AU	1651450000	C.16	HTX-HDC/POF	9010950000	J.29
HDC-CHEBM4.OAU	1651510000	C.16	HDC-CHE-SMO.75-1.OOAG	1651430000	C.14	HDC-CHE-SM2.5AU	1651450000	J.4	HULSE REMOVAL TOOL HD	1044100000	J.35
HDC-CHEBM4.OAU	1651510000	J.4	HDC-CHE-SMO.75-1.OOAG	1651430000	C.15	HDC-CHE-SM4.OAG	1200900000	B.10	HULSE REMOVAL TOOL CM 3	1044080000	J.35
HDC-CHEBM4.65AU	1116530000	C.13	HDC-CHE-SMO.75-1.OOAG	1651430000	C.16	HDC-CHE-SM4.OAG	1200900000	B.12			
HDC-CHEBM4.65AU	1116530000	C.14	HDC-CHE-SMO.75-1.OOAG	1651430000	J.4	HDC-CHE-SM4.OAG	1200900000	B.14			
HDC-CHEBM4.65AU	1116530000	C.15	HDC-CHE-SM1.5AG	1200700000	B.10	HDC-CHE-SM4.OAG	1200900000	B.16	IE-KO-HAT	1966810000	J.26
HDC-CHEBM4.65AU	1116530000	C.16	HDC-CHE-SM1.5AG	1200700000	B.12	HDC-CHE-SM4.OAG	1200900000	B.20	IE-PICHYB-S-0.5-300	1096180000	J.9
HDC-CHEBM4.65AU	1116530000	J.4	HDC-CHE-SM1.5AG	1200700000	B.14	HDC-CHE-SM4.OAG	1200900000	B.22			
HDC-CHE-SM0.5AG	1200500000	B.10	HDC-CHE-SM1.5AG	1200700000	B.16	HDC-CHE-SM4.OAG	1200900000	B.24			
HDC-CHE-SM0.5AG	1200500000	B.12	HDC-CHE-SM1.5AG	1200700000	B.20	HDC-CHE-SM4.OAG	1200900000	B.26			
HDC-CHE-SM0.5AG	1200500000	B.14	HDC-CHE-SM1.5AG	1200700000	B.22	HDC-CHE-SM4.OAG	1200900000	B.28			
HDC-CHE-SM0.5AG	1200500000	B.16	HDC-CHE-SM1.5AG	1200700000	B.24	HDC-CHE-SM4.OAG	1200900000	B.30			
HDC-CHE-SM0.5AG	1200500000	B.20	HDC-CHE-SM1.5AG	1200700000	B.26	HDC-CHE-SM4.OAG	1200900000	B.34	KOHS 19	9205010000	J.26
HDC-CHE-SM0.5AG	1200500000	B.22	HDC-CHE-SM1.5AG	1200700000	B.28	HDC-CHE-SM4.OAG	1200900000	B.36	KOHS 9.5-19	9205000000	J.26
HDC-CHE-SM0.5AG	1200500000	B.24	HDC-CHE-SM1.5AG	1200700000	B.30	HDC-CHE-SM4.OAG	1200900000	B.38	KOK-112X36	9204870000	J.26
HDC-CHE-SM0.5AG	1200500000	B.26	HDC-CHE-SM1.5AG	1200700000	B.34	HDC-CHE-SM4.OAG	1200900000	B.40	KOK-52X36	9204820000	J.26
HDC-CHE-SM0.5AG	1200500000	B.28	HDC-CHE-SM1.5AG	1200700000	B.36	HDC-CHE-SM4.OAG	1200900000	B.42	KOK-65X36	9204830000	J.26
HDC-CHE-SM0.5AG	1200500000	B.30	HDC-CHE-SM1.5AG	1200700000	B.38	HDC-CHE-SM4.OAG	1200900000	B.44	KOK-86X36	9204850000	J.26
HDC-CHE-SM0.5AG	1200500000	B.34	HDC-CHE-SM1.5AG	1200700000	B.40	HDC-CHE-SM4.OAG	1200900000	B.96	KOPD 10.0	9205020000	J.26
HDC-CHE-SM0.5AG	1200500000	B.36	HDC-CHE-SM1.5AG	1200700000	B.42	HDC-CHE-SM4.OAG	1200900000	B.102	KSPMH M16 BSC	1477740000	J.58
HDC-CHE-SM0.5AG	1200500000	B.38	HDC-CHE-SM1.5AG	1200700000	B.44	HDC-CHE-SM4.OAG	1200900000	B.114	KSPMH M16 SSC	1477820000	J.58
HDC-CHE-SM0.5AG	1200500000	B.40	HDC-CHE-SM1.5AG	1200700000	B.96	HDC-CHE-SM4.OAG	1200900000	C.13	KSPMH M20 BSC	1477750000	J.58
HDC-CHE-SM0.5AG	1200500000	B.42	HDC-CHE-SM1.5AG	1200700000	B.102	HDC-CHE-SM4.OAG	1200900000	C.14	KSPMH M20 SSC	1477840000	J.58
HDC-CHE-SM0.5AG	1200500000	B.44	HDC-CHE-SM1.5AG	1200700000	B.114	HDC-CHE-SM4.OAG	1200900000	C.15	KSPMH M25 BSC	1477770000	J.58
HDC-CHE-SM0.5AG	1200500000	B.96	HDC-CHE-SM1.5AG	1200700000	C.13	HDC-CHE-SM4.OAG	1200900000	J.4	KSPMH M25 SSC	1477870000	J.58
HDC-CHE-SM0.5AG	1200500000	B.102	HDC-CHE-SM1.5AG	1200700000	C.14	HDC-CHE-SM4.OAG	1200900000	J.6	KSPMH M32 BSC	1477780000	J.58
HDC-CHE-SM0.5AG	1200500000	B.114	HDC-CHE-SM1.5AG	1200700000	C.15	HDC-CHE-SM4.OAG	1200900000	J.12	KSPMH M32 SSC	1477890000	J.58
HDC-CHE-SM0.5AG	1200500000	C.13	HDC-CHE-SM1.5AG	1200700000	C.16	HDC-CHE-SM4.OAU	1651460000	B.10	KSPMH M40 BSC	1477790000	J.58
HDC-CHE-SM0.5AG	1200500000	C.14	HDC-CHE-SM1.5AG	1200700000	J.4	HDC-CHE-SM4.OAU	1651460000	B.12	KSPMH M40 SSC	1477910000	J.58
HDC-CHE-SM0.5AG	1200500000	C.15	HDC-CHE-SM1.5AU	1651440000	B.10	HDC-CHE-SM4.OAU	1651460000	B.14	KSPMH M50 BSC	1477800000	J.58
HDC-CHE-SM0.5AG	1200500000	C.16	HDC-CHE-SM1.5AU	1651440000	B.12	HDC-CHE-SM4.OAU	1651460000	B.16	KSPMH M50 SSC	1477930000	J.58
HDC-CHE-SM0.5AG	1200500000	J.4	HDC-CHE-SM1.5AU	1651440000	B.14	HDC-CHE-SM4.OAU	1651460000	B.20	KSPMH M63 BSC	1477810000	J.58
HDC-CHE-SM0.5AU	1651420000	B.10	HDC-CHE-SM1.5AU	1651440000	B.16	HDC-CHE-SM4.OAU	1651460000	B.22	KSPMH M63 SSC	1477950000	J.58
HDC-CHE-SM0.5AU	1651420000	B.12	HDC-CHE-SM1.5AU	1651440000	B.18	HDC-CHE-SM4.OAU	1651460000	B.24	KSPMH M75 BSC	1477830000	J.58
HDC-CHE-SM0.5AU	1651420000	B.14	HDC-CHE-SM1.5AU	1651440000	B.20	HDC-CHE-SM4.OAU	1651460000	B.26	KSPMH M75 SSC	1477980000	J.58
HDC-CHE-SM0.5AU	1651420000	B.16	HDC-CHE-SM1.5								

Type	Order No.	Page
KV 29-M	1656430000	J.44
<b>M</b>		
M-D-STRIPAX LWL	9003750000	J.29
<b>P</b>		
PB LWL/PDF	9020400000	J.9
PB LWL/PDF	9020400000	J.29
PS LWL/PDF	9020390000	J.9
PS LWL/PDF	9020390000	J.29
<b>R</b>		
REMOVAL TOOL CM 3	1866710000	J.5
REMOVAL TOOL CM 3	1866710000	J.35
REMOVAL TOOL HD	1866730000	B.48
REMOVAL TOOL HD	1866730000	B.50
REMOVAL TOOL HD	1866730000	B.52
REMOVAL TOOL HD	1866730000	B.54
REMOVAL TOOL HD	1866730000	B.56
REMOVAL TOOL HD	1866730000	B.58
REMOVAL TOOL HD	1866730000	B.60
REMOVAL TOOL HD	1866730000	B.62
REMOVAL TOOL HD	1866730000	B.64
REMOVAL TOOL HD	1866730000	B.68
REMOVAL TOOL HD	1866730000	B.70
REMOVAL TOOL HD	1866730000	B.72
REMOVAL TOOL HD	1866730000	B.74
REMOVAL TOOL HD	1866730000	B.76
REMOVAL TOOL HD	1866730000	B.78
REMOVAL TOOL HD	1866730000	B.98
REMOVAL TOOL HD	1866730000	B.100
REMOVAL TOOL HD	1866730000	B.104
REMOVAL TOOL HD	1866730000	B.106
REMOVAL TOOL HD	1866730000	B.114
REMOVAL TOOL HD	1866730000	B.120
REMOVAL TOOL HD	1866730000	B.124
REMOVAL TOOL HD	1866730000	C.1.21
REMOVAL TOOL HD	1866730000	C.2.22
REMOVAL TOOL HD	1866730000	J.4
REMOVAL TOOL HD	1866730000	J.9
REMOVAL TOOL HD	1866730000	J.35
REMOVAL TOOL HE	1866750000	B.10
REMOVAL TOOL HE	1866750000	B.12
REMOVAL TOOL HE	1866750000	B.14
REMOVAL TOOL HE	1866750000	B.16
REMOVAL TOOL HE	1866750000	B.20
REMOVAL TOOL HE	1866750000	B.22
REMOVAL TOOL HE	1866750000	B.24
REMOVAL TOOL HE	1866750000	B.26
REMOVAL TOOL HE	1866750000	B.28
REMOVAL TOOL HE	1866750000	B.30
REMOVAL TOOL HE	1866750000	B.34
REMOVAL TOOL HE	1866750000	B.36
REMOVAL TOOL HE	1866750000	B.38
REMOVAL TOOL HE	1866750000	B.40
REMOVAL TOOL HE	1866750000	B.42
REMOVAL TOOL HE	1866750000	B.44
REMOVAL TOOL HE	1866750000	B.96
REMOVAL TOOL HE	1866750000	B.102
REMOVAL TOOL HE	1866750000	B.114
REMOVAL TOOL HE	1866750000	C.1.13
REMOVAL TOOL HE	1866750000	C.1.14
REMOVAL TOOL HE	1866750000	C.1.15
REMOVAL TOOL HE	1866750000	C.1.16
REMOVAL TOOL HE	1866750000	J.4
REMOVAL TOOL HE	1866750000	J.35
REMOVAL TOOL HX	1002990000	B.106
REMOVAL TOOL HX	1002990000	B.120
REMOVAL TOOL HX	1002990000	B.1.24
REMOVAL TOOL HX	1002990000	C.1.11
REMOVAL TOOL HX	1002990000	C.1.12
REMOVAL TOOL HX	1002990000	J.5
REMOVAL TOOL HX	1002990000	J.35
<b>S</b>		
SD 0,6X3,5X60 PICO	9918110000	J.32
SD SET S2.0-5.5	9205660000	J.33
SD SET S2.5-5.5/PH1/2	9009740000	J.33
SD TH10	9009180000	J.32
SD TH15	9009170000	J.32
SD TH20	9009160000	J.32
SD TO 0,6X3,0	1323880000	J.33
SDK PH0	9008470000	J.32
SDK PH1	9008480000	J.32
SDK PH2	9008490000	J.32
SDK PH3	9008500000	J.32
SDK PZ1	9008530000	J.32
SDK PZ2	9008540000	J.32
SDS 0,4X2,0X60	9037160000	J.32
SDS 0,4X2,5X75	9009030000	J.32
SDS 0,5X3,0X80	9008320000	J.32
SDS 0,6X3,5X100	9008330000	J.32
SDS 0,6X3,5X200	9010110000	J.32
SDS 0,8X4,0X100	9008340000	J.32
SDS 0,8X4,5X125	9009020000	J.32

Type	Order No.	Page
SDS 1,0X5,5X150	9008350000	J.32
SDS 1,2X6,5X150	9009010000	J.32
SHIELD CLAMP 10,0 WD S	1018110000	J.18
SHIELD CLAMP 4,5 WD S	1018120000	J.18
SHIELD CLAMP 5 WD S	1018130000	J.18
SHIELD CLAMP 6 WD S	1018150000	J.18
SHIELD CLAMP 7 WD S	1018160000	J.18
SHIELD CLAMP 8 WD S	1018170000	J.18
SHIELD CLAMP 9 WD S	1018180000	J.18
SHIELD LEVER 8 MOD 35mm	1000950001	J.15
SK WSD-S 1,5-10,0	9008850000	J.34
SKS 2,0-8,0	9008860000	J.34
SKS 2,0-8,0 MR	9008870000	J.34
SPB-M 3	1203600000	J.10
<b>T</b>		
THS 9-40	9008880000	J.34
<b>V</b>		
VG 11-K68	1568990000	L.5
VG 11-K68	1568990000	L.7
VG 11-K68	1568990000	J.40
VG 11-K68 SKS	1720490000	J.41
VG 11-MS68	1569080000	L.5
VG 11-MS68	1569080000	L.7
VG 11-MS68	1569080000	J.42
VG 11-SS 68 KB 5-10	1009760000	J.47
VG 13,5-MS68	1569090000	J.42
VG 13,5-K68	1569000000	J.40
VG 13,5-K68 SKS	1720500000	J.41
VG 16 HQ K68 11.5-15.5	1016080000	J.49
VG 16 HQ K68 4-6.5	12715990000	J.49
VG 16 HQ K68 6.5-9.5	1273890000	J.49
VG 16 HQ K68 9-13	1016070000	J.49
VG 16-K68	1569010000	J.40
VG 16-K68 SKS	1720510000	J.41
VG 16-MS68	1569100000	L.9
VG 16-MS68	1569100000	L.11
VG 16-MS68	1569100000	L.13
VG 16-MS68	1569100000	L.15
VG 16-MS68	1569100000	J.42
VG 16-SS 68 KB 10-14	1009780000	J.47
VG 21 HQ EMV68 11-15.5	1016120000	J.49
VG 21 HQ EMV68 14-18	1016130000	J.49
VG 21 HQ MS68 11.5-15.5	1016100000	J.49
VG 21 HQ MS68 14-18	1016110000	J.49
VG 21 HQ MS68 9-13	1016090000	J.49
VG 21-K68	1569020000	J.40
VG 21-K68 SKS	1720520000	J.41
VG 21-MS68	1569110000	L.17
VG 21-MS68	1569110000	L.19
VG 21-MS68	1569110000	L.21
VG 21-MS68	1569110000	L.23
VG 21-MS68	1569110000	L.28
VG 21-MS68	1569110000	J.42
VG 21-SS 68 KB 13-18	1009790000	J.47
VG 29-K68	1569030000	J.40
VG 29-MS68	1569120000	L.25
VG 29-MS68	1569120000	L.27
VG 29-MS68	1569120000	J.42
VG 29-SS 68 KB 18-25	1009800000	J.47
VG 36-K68	1569040000	J.40
VG 36-MS68	1569130000	J.42
VG 36-SS 68 KB 22-32	1009810000	J.47
VG 42-K68	1569050000	J.40
VG 42-MS68	1569140000	J.42
VG 48-K68	1718770000	J.40
VG 48-MS68	1718790000	J.42
VG 7-K68	1568970000	J.40
VG 7-K68 SKS	1720470000	J.41
VG 7-MS68	1569060000	J.42
VG 7-SS 68 KB 3-6.5	1009740000	J.47
VG 9-K68	1568980000	J.40
VG 9-K68 SKS	1720480000	J.41
VG 9-MS68	1569070000	J.42
VG 9-SS 68 KB 4-8	1009750000	J.47
VG H M20 MS	1921720000	J.44
VG H M25 MS	1921740000	J.44
VG H M32 MS	1921760000	J.44
VG H M40 MS	1921770000	J.44
VG M12 - MS 68	1772200000	J.42
VG M12 EMV-4 MS 3-6.5	2435070000	J.45
VG M12-1/K68	1772280000	J.40
VG M12-K68 SKS	1776700000	J.41
VG M16 - K 68	1772290000	J.40
VG M16 - MS 68	1772210000	J.42
VG M16 EMV-4 MS 5-10	2435140000	J.45
VG M16-1/K68	1909860000	J.40
VG M16-1/MS68	1909910000	J.42
VG M16-K68 SKS	1776710000	J.41
VG M20 - MS 68	1772220000	L.4
VG M20 - MS 68	1772220000	L.6
VG M20 - MS 68	1772220000	L.8
VG M20 - MS 68	1772220000	L.10
VG M20 - MS 68	1772220000	J.42
VG M20 EMV-4 MS 6-12	2435150000	J.45
VG M20 EMV-4 MS 8-14	2435160000	J.45

Type	Order No.	Page
VG M20-1/K68	1772300000	L.4
VG M20-1/K68	1772300000	L.6
VG M20-1/K68	1772300000	J.40
VG M20-K68 SKS 10-14	1776720000	J.41
VG M20-K68 SKS 6-12	1778860000	J.41
VG M25 - K 68	1772310000	J.40
VG M25 - MS 68	1772330000	L.12
VG M25 - MS 68	1772330000	L.14
VG M25 - MS 68	1772330000	L.16
VG M25 - MS 68	1772330000	L.18
VG M25 - MS 68	1772330000	J.42
VG M25 EMV-4 MS 10-18	2435170000	J.45
VG M25-1/K68	1909870000	J.40
VG M25-1/MS68	1909920000	J.42
VG M25-K68 SKS	1776730000	J.41
VG M32 - K 68	1772320000	J.40
VG M32 - MS 68	1772240000	L.20
VG M32 - MS 68	1772240000	L.22
VG M32 - MS 68	1772240000	L.24
VG M32 - MS 68	1772240000	J.42
VG M32 EMV-4 MS 16-25	2435180000	J.45
VG M32-1/K68	1909880000	J.40
VG M32-1/MS68	1909930000	J.42
VG M40 - K 68	1772330000	J.40
VG M40 - MS 68	1772250000	L.26
VG M40 - MS 68	1772250000	J.42
VG M40 EMV-4 MS 22-32	2435190000	J.45
VG M40-1/K68	1909890000	J.40
VG M40-1/MS68	1909940000	J.42
VG M50 - K 68	1772340000	J.40
VG M50 - MS 68	1772260000	J.42
VG M50 EMV-4 MS 30-38	2435200000	J.45
VG M50-1/MS68	1909950000	J.42
VG M63 - MS 68	1772270000	J.42
VG M63 EMV-4 MS 34-44	2435210000	J.45
VG M63-1/K68	1772350000	J.40
VG16 HQ K68 11,5-15,5SH	1045540000	J.49
VG16 HQ K68 9-12SH	1045530000	J.49
VG M12-SS 68 KB 3-6.5	1009840000	J.47
VG M16-SS 68 KB 4-8	1009850000	J.47
VG M20-SS 68 KB 6-12	1009860000	J.47
VG M25-MS68 11-20 BG	1193600000	H.8
VG M25-MS68 11-20 BG	1193600000	H.16
VG M25-MS68 11-20 BG	1193600000	J.43
VG M25-MS68 EMC 11-20SET	1463720000	H.7
VG M25-MS68 EMC 11-20SET	1463720000	H.13
VG M25-MS68 EMC 11-20SET	1463720000	J.46
VG M25-SS 68 KB 10-14	1009870000	J.47
VG M25-SS68 11-20 BG	1193570000	H.8
VG M25-SS68 11-20 BG	1193570000	H.16
VG M25-SS68 11-20 BG	1193570000	J.48
VG M32-MS68 15-25 BG	1193610000	H.8
VG M32-MS68 15-25 BG	1193610000	H.16
VG M32-MS68 15-25 BG	1193610000	J.43
VG M32-MS68 EMC 15-25SET	1463730000	H.7
VG M32-MS68 EMC 15-25SET	1463730000	H.13
VG M32-MS68 EMC 15-25SET	1463730000	J.46
VG M32-SS 68 KB 13-18	1009880000	J.47
VG M32-SS68 15-25 BG	1193580000	H.8
VG M32-SS68 15-25 BG	1193580000	H.16
VG M32-SS68 15-25 BG	1193580000	J.48
VG M40-MS68 20-32 BG	1193620000	H.8
VG M40-MS68 20-32 BG	1193620000	H.16
VG M40-MS68 20-32 BG	1193620000	J.43
VG M40-MS68 EMC 20-32SET	2457660000	H.7
VG M40-MS68 EMC 20-32SET	2457660000	H.13
VG M40-SS 68 KB 18-25	1009890000	J.47
VG M40-SS68 20-32 BG	1193590000	H.8
VG M40-SS68 20-32 BG	1193590000	H.16
VG M40-SS68 20-32 BG	1193590000	J.48
VG M40/1-MS68 20-32 BG	1205890000	H.8
VG M40/1-MS68 20-32 BG	1205890000	J.43
VG M40/1-SS68 20-32 BG	1205920000	H.8



Order No.	Type	Page
-----------	------	------

## 0290000000

0294700000	VP 9-MS65	J.57
0294760000	VP 9-K54	J.56
0294800000	VP 11-MS65	J.57
0294860000	VP 11-K54	J.56
0294900000	VP 13.5-MS65	J.57
0294960000	VP 13.5-K54	J.56
0295000000	VP 16-MS65	J.57
0295060000	VP 16-K54	J.56
0295100000	VP 21-MS65	J.57
0295160000	VP 21-K54	J.56

## 0500000000

0501100000	VP 29-MS65	J.57
0501160000	VP 29-K54	J.56
0501200000	VP 36-MS65	J.57
0501260000	VP 36-K54	J.56
0501300000	VP 42-MS65	J.57
0501360000	VP 42-K54	J.56

## 0520000000

0521600000	VP 7-MS65	J.57
------------	-----------	------

## 0890000000

0899750000	KSWF M20	J.55
0899770000	KSWF M25	J.55
0899780000	KSWN M40	J.54

## 0900000000

0900600000	KSWN M50	J.54
------------	----------	------

## 0930000000

0930730002	KSWN M20	J.54
------------	----------	------

## 1000000000

1000920001	HDC HB 24 TEK TSS1XM40G	F.9
1000950001	SHIELD LEVER 8 MOD 35mm	J.15
1002790000	HDC SCHRAUBADAPTER	J.21
1002820000	HDC SHIELD CLAMP 14.0	J.18
1002910000	HDC C HX SM1.5AG	B.106
1002910000	HDC C HX SM1.5AG	B.120
1002910000	HDC C HX SM1.5AG	B.124
1002910000	HDC C HX SM1.5AG	C.11
1002910000	HDC C HX SM1.5AG	C.12
1002910000	HDC C HX SM1.5AG	J.5
1002920000	HDC C HX SM2.5AG	B.106
1002920000	HDC C HX SM2.5AG	B.120
1002920000	HDC C HX SM2.5AG	B.124
1002920000	HDC C HX SM2.5AG	C.11
1002920000	HDC C HX SM2.5AG	C.12
1002920000	HDC C HX SM2.5AG	J.5
1002930000	HDC C HX SM4.0AG	B.106
1002930000	HDC C HX SM4.0AG	B.120
1002930000	HDC C HX SM4.0AG	B.124
1002930000	HDC C HX SM4.0AG	C.11
1002930000	HDC C HX SM4.0AG	C.12
1002930000	HDC C HX SM4.0AG	J.5
1002940000	HDC C HX SM6.0AG	B.106
1002940000	HDC C HX SM6.0AG	B.120
1002940000	HDC C HX SM6.0AG	B.124
1002940000	HDC C HX SM6.0AG	C.11
1002940000	HDC C HX SM6.0AG	C.12
1002940000	HDC C HX SM6.0AG	J.5
1002950000	HDC C HX BM1.5AG	B.106
1002950000	HDC C HX BM1.5AG	B.120
1002950000	HDC C HX BM1.5AG	B.124
1002950000	HDC C HX BM1.5AG	C.11
1002950000	HDC C HX BM1.5AG	C.12
1002950000	HDC C HX BM1.5AG	J.5
1002960000	HDC C HX BM2.5AG	B.106
1002960000	HDC C HX BM2.5AG	B.120
1002960000	HDC C HX BM2.5AG	B.124
1002960000	HDC C HX BM2.5AG	C.11
1002960000	HDC C HX BM2.5AG	C.12
1002960000	HDC C HX BM2.5AG	J.5
1002970000	HDC C HX BM4.0AG	B.106
1002970000	HDC C HX BM4.0AG	B.120
1002970000	HDC C HX BM4.0AG	B.124
1002970000	HDC C HX BM4.0AG	C.11
1002970000	HDC C HX BM4.0AG	C.12
1002970000	HDC C HX BM4.0AG	J.5
1002970000	HDC C HX BM4.0AG	B.106
1002980000	HDC C HX BM6.0AG	B.120
1002980000	HDC C HX BM6.0AG	B.124
1002980000	HDC C HX BM6.0AG	C.11
1002980000	HDC C HX BM6.0AG	C.12
1002980000	HDC C HX BM6.0AG	J.5
1002990000	REMOVAL TOOL HX	B.106
1002990000	REMOVAL TOOL HX	B.120
1002990000	REMOVAL TOOL HX	B.124
1002990000	REMOVAL TOOL HX	C.11
1002990000	REMOVAL TOOL HX	C.12

Order No.	Type	Page
-----------	------	------

1002990000	REMOVAL TOOL HX	J.5
1002990000	REMOVAL TOOL HX	J.35
1003040000	HDC HOP ALU	B.103
1003040000	HDC HOP ALU	B.107
1003040000	HDC HOP ALU	D.8
1003050000	HDC HQM ALU	B.105
1003050000	HDC HQM ALU	D.9
1003060000	HDC HOP AWLU	B.103
1003060000	HDC HOP AWLU	B.107
1003060000	HDC HOP AWLU	D.8
1003070000	HDC HOP TOLU 1PG16	B.103
1003070000	HDC HOP TOLU 1PG16	B.107
1003070000	HDC HOP TOLU 1PG16	D.8
1003080000	HDC HQM TOLU 1PG21	B.105
1003080000	HDC HQM TOLU 1PG21	D.9
1003090000	HDC HOP TSLU 1PG16	B.103
1003090000	HDC HOP TSLU 1PG16	B.107
1003090000	HDC HOP TSLU 1PG16	D.8
1003100000	HDC HQM TSLU 1PG21	B.105
1003100000	HDC HQM TSLU 1PG21	D.9
1003110000	HDC HOP SLU 1PG16	B.103
1003110000	HDC HOP SLU 1PG16	B.107
1003110000	HDC HOP SLU 1PG16	D.8
1003120000	HDC HOP KOLU 1PG16	B.103
1003120000	HDC HOP KOLU 1PG16	B.107
1003120000	HDC HOP KOLU 1PG16	D.8
1003130000	HDC HOP DMD 2B0	B.103
1003130000	HDC HOP DMD 2B0	B.105
1003130000	HDC HOP DMD 2B0	B.107
1003130000	HDC HOP DMD 2B0	D.8
1003130000	HDC HOP DMD 2B0	D.9
1003140000	HDC HOP DOD 2B0	B.103
1003140000	HDC HOP DOD 2B0	B.105
1003140000	HDC HOP DOD 2B0	B.107
1003140000	HDC HOP DOD 2B0	D.8
1003140000	HDC HOP DOD 2B0	D.9
1003160000	HDC HQ 4/2 FC	B.106
1003170000	HDC HQ 4/2 MC	B.106
1003180000	HDC HQ 7 FC	B.98
1003190000	HDC HQ 7 MC	B.98
1003200000	HDC HQ 17 FC	B.104
1003210000	HDC HQ 17 MC	B.104
1003220000	HDC HQ 7 CPF	B.98
1003220000	HDC HQ 7 CPF	J.13
1003230000	HDC HQ 7 CPM	B.98
1003230000	HDC HQ 7 CPM	J.13
1003240000	HDC HE CP	B.96
1003240000	HDC HE CP	B.102
1003240000	HDC HE CP	J.13
1009080000	HDC 10B DODQ 20B	D.17
1009090000	HDC 16B DODQ 20B	D.24
1009100000	HDC 24B DODQ 20B	D.31
1009710000	HDC 64D TOBU 2M32G	D.27
1009740000	VG 7-SS 68 KB 3-6.5	J.47
1009750000	VG 9-SS 68 KB 4-8	J.47
1009760000	VG 11-SS 68 KB 5-10	J.47
1009780000	VG 16-SS 68 KB 10-14	J.47
1009790000	VG 21-SS 68 KB 13-18	J.47
1009800000	VG 29-SS 68 KB 18-25	J.47
1009810000	VG 36-SS 68 KB 22-32	J.47
1009840000	VGM12-SS 68 KB 3-6.5	J.47
1009850000	VGM16-SS 68 KB 4-8	J.47
1009860000	VGM20-SS 68 KB 6-12	J.47
1009870000	VGM25-SS 68 KB 10-14	J.47
1009880000	VGM32-SS 68 KB 13-18	J.47
1009890000	VGM40-SS 68 KB 18-25	J.47
1009900000	VGM50-SS 68 KB 22-32	J.47
1009910000	VGM63-SS 68 KB 34-44	J.47

## 1010000000

1011380000	HDC SHIELD LEVER 8 LL	J.15
1016070000	VG 16 HQ K68 9-13	J.49
1016080000	VG 16 HQ K68 11.5-15.5	J.49
1016090000	VG 21 HQ MS68 9-13	J.49
1016100000	VG 21 HQ MS68 11.5-15.5	J.49
1016110000	VG 21 HQ MS68 14-18	J.49
1016120000	VG 21 HQ EMV68 11-15.5	J.49
1016130000	VG 21 HQ EMV68 14-18	J.49
1017010000	HDC ADAPTER W. SCREW	J.21
1018110000	SHIELD CLAMP 10.0 WD S	J.18
1018120000	SHIELD CLAMP 4.5 WD S	J.18
1018130000	SHIELD CLAMP 6 WD S	J.18
1018150000	SHIELD CLAMP 7 WD S	J.18
1018160000	SHIELD CLAMP 7 WD S	J.18
1018170000	SHIELD CLAMP 8 WD S	J.18
1018180000	SHIELD CLAMP 9 WD S	J.18
1018950000	HDC HEE 32 MC 33-64	B.44
1018960000	HDC HEE 32 FC 33-64	B.44
1019870000	HDC O6B ALU O-RING	D.13

## 1020000000

1021250000	HDC 10B KBU 1M25G	D.15
1021330000	HDC O6B KLU 1M25G	D.13
1021450000	HDC 10A ALU SL	D.11
1023040000	HDC HD 25 MC Z	B.58
1023050000	HDC HD 25 FC Z	B.58
1023210000	HDC S4/0 FS	B.116

Order No.	Type	Page
-----------	------	------

1023220000	HDC S4/0 MS	B.116
1023230000	HDC S4/2 FS	B.118
1023240000	HDC S4/2 MS	B.118
1023250000	HDC S4/8 FS	B.126
1023260000	HDC S4/8 MS	B.126
1023270000	HDC S8/24 FC	B.114
1023290000	HDC S8/24 MC	B.114
1023310000	HDC S6/36 FC	B.120
1023320000	HDC S6/36 MC	B.120
1023330000	HDC S12/2 FC	B.124
1023340000	HDC S12/2 MC	B.124
1023350000	HDC S8/0 FAS	B.130
1023360000	HDC S8/0 MAS	B.130
1025660000	HDC PE HA SCREW M4X5.5	J.18
1025670000	HDC PE HE SCREW M4X7.8	J.18
1027640000	HDC KIT HE-P 16.120	I.19
1027650000	HDC KIT HE-P 06.10 M	I.10
1027660000	HDC KIT HE-P 06.10	I.11
1027670000	HDC KIT HE-P 10.110 M	I.14
1027680000	HDC KIT HE-P 10.110	I.15
1027690000	HDC KIT HE-P 16.120 M	I.18
1028030000	HDC SCREW ADAPTER W/O T	J.21
1029440000	HDC PE HD/ HDD/CF SCREW M4X6	J.18
1029470000	HDC PE HSB/S SCREW M5X8	J.18
1029510000	HDC FIXING SCREW M3X10	J.18
1029520000	HDC PE S6/6 SCREW M4X8	J.18

## 1040000000

1041760000	HDC 16A TSLU 1M20G	D.19
1044080000	HULSE REMOVAL TOOL CM 3	J.35
1044100000	HULSE REMOVAL TOOL HD	J.35
1044480000	HDC FLDG 04A	J.23
1044490000	HDC FLDG 10A	J.23
1044500000	HDC FLDG 06B	J.23
1044510000	HDC FLDG 10B	J.23
1044520000	HDC FLDG 16A	J.23
1044530000	HDC FLDG 16B	J.23
1044540000	HDC FLDG 32A	J.23
1044550000	HDC FLDG 24B	J.23
1044560000	HDC FLDG 32B	J.23
1044570000	HDC FLDG 48B	J.23
1044580000	HDC DG 07A	J.23
1044590000	HDC DG 10A	J.23
1044600000	HDC DG 16A	J.23
1044610000	HDC DG 06B	J.23
1044620000	HDC DG 10B	J.23
1044630000	HDC DG 16B	J.23
1044640000	HDC DG 32A	J.23
1044650000	HDC DG 24B	J.23
1044660000	HDC DG 48A 32B	J.23
1044670000	HDC DG 48B	J.23
1045530000	VG16 HQ K68 9-12SH	J.49
1045540000	VG16 HQ K68 11.5-15.5SH	J.49
1045560000	HDC 64D TOBU 1M40G	D.27

## 1050000000

1052430000	HDC 10B ABO	D.17
------------	-------------	------

## 1060000000

1061700000	HDC KIT HE-P 24.131 M	I.22
1061710000	HDC KIT HE-P 06.11	I.11
1061720000	HDC KIT HE-P 06.11 M	I.10
1061730000	HDC KIT HE-P 10.111	I.15
1061740000	HDC KIT HE-P 10.111 M	I.14
1061750000	HDC KIT HE-P 16.121	I.19
1061770000	HDC KIT HE-P 16.121 M	I.18
1061780000	HDC KIT HE-P 24.130	I.23
1061790000	HDC KIT HE-P 24.130 M	I.22
1061800000	HDC KIT HE-P 24.131	I.23

## 1070000000

1076630000	KSWN M16	J.54
1076640000	KSWN M25	J.54
1076650000	KSWN M32	J.54
1076660000	KSWN M63	J.54
1076670000	KSWN M75	J.54
1076680000	KSWF M16	J.55
1076690000	KSWF M32	J.55
1076710000	KSWF M40	J.55
1076720000	KSWF M50	J.55
1076730000	KSWF M63	J.55
1076740000	KSWF M75	J.55
1079640000	HDC 24B HP250 MPL3 TYP1	H.7
1079680000	HDC HP 250 M 35	H.6
1079690000	HDC HP 250 M 35	J.6
1079690000	HDC HP 250 M 25	J.6
1079720000	HDC HP 250 F 25	H.6
1079730000	HDC HP 250 F 35	J.6
1079730000	HDC HP 250 F 35	H.6
1079740000	HDC HP 250 F 50	J.6
1079740000	HDC HP 250 F 50	H.6
1079750000	HDC HP 250 F 70	H.

Order No.	Type	Page
1082670000	HDC IP68 108 TSS 1P621	F.6
1082680000	HDC IP68 108 TSS 1P629	F.6
1082690000	HDC IP68 108 TSS 1M20	F.6
1082700000	HDC IP68 168 TOS 1M25	F.7
1082710000	HDC IP68 168 TOS 1M32	F.7
1082720000	HDC IP68 168 TOS 1M40	F.7
1082730000	HDC IP68 168 TOS 1M50	F.7
1082740000	HDC IP68 168 TOS 2P621	F.7
1082750000	HDC IP68 168 TSS 1P621	F.7
1082760000	HDC IP68 168 TSS 1P629	F.7
1082770000	HDC IP68 168 TSS 1P636	F.7
1082780000	HDC IP68 168 TSS 2M25	F.7
1082800000	HDC IP68 168 TSS 1M32	F.7
1082810000	HDC IP68 168 TSS 1M40	F.7
1082820000	HDC IP68 168 TSS 1M50	F.7
1082830000	HDC IP68 168 TSS 1P621	F.7
1082840000	HDC IP68 168 TSS 1P629	F.7
1082850000	HDC IP68 168 TSS 1P636	F.7
1082860000	HDC IP68 248 TOS 1M32	F.8
1082870000	HDC IP68 248 TOS 1M40	F.8
1082880000	HDC IP68 248 TOS 1M50	F.8
1082900000	HDC IP68 248 TOS 1P621	F.8
1082910000	HDC IP68 248 TOS 2P629	F.8
1082920000	HDC IP68 248 TOS 1P629	F.8
1082930000	HDC IP68 248 TOS 1P636	F.8
1082940000	HDC IP68 248 TOS 2M32	F.8
1082950000	HDC IP68 248 TOS 2M40	F.8
1082960000	HDC IP68 248 TSS 3M25	F.8
1082970000	HDC IP68 248 TSS 1M32	F.8
1082980000	HDC IP68 248 TSS 1M40	F.8
1082990000	HDC IP68 248 TSS 1M50	F.8
1083000000	HDC IP68 248 TSS 1P629	F.8
1083010000	HDC IP68 248 TSS 1P636	F.8
1083060000	HDC IP68 06B COVER	F.5
1083070000	HDC IP68 10B COVER	F.6
1083080000	HDC IP68 16B COVER	F.7
1083090000	HDC IP68 24B COVER	F.8
1083110000	HDC IP68 04A COVER	B.101
1083110000	HDC IP68 04A COVER	F.4
1083120000	HDC IP68 04A ADS 1P613	B.101
1083120000	HDC IP68 04A ADS 1P613	F.4
1083130000	HDC IP68 04A ADS	B.101
1083130000	HDC IP68 04A ADS	F.4

## 1090000000

1096180000	IE-PICHYB-S-0,5-300	J.9
------------	---------------------	-----

## 1100000000

1103680000	HDC 06B HP250 MPL1	H.7
1103690000	HDC 24B HP250 MPL2 TYP1	H.7
1103710000	HDC 24B HP550 MPL2 TYP1	H.13
1103720000	HDC 24B HP550 MPL3 TYP1	H.13
1103740000	HDC 24B HP250 MPL2 TYP2	H.7
1103750000	HDC 24B HP250 MPL3 TYP2	H.7
1103770000	HDC 24B HP550 MPL2 TYP2	H.13
1103780000	HDC 24B HP550 MPL3 TYP2	H.13

## 1110000000

1110890000	HDC IP68 06B FRAME M6	F.5
1110900000	HDC IP68 10B FRAME M6	F.6
1110910000	HDC IP68 16B FRAME M6	F.7
1110920000	HDC IP68 24B FRAME M6	F.8
1111130000	HDC 64D TSB1 1M50G	D.27
1111440000	HDC 64D T0B1 1M50G	D.27
1111550000	HDC 64D TSLU 1M50G	D.29
1111770000	HDC 64D T0LU 1M50G	D.29
1116530000	HDC-CHE-BM4 65AU	C.13
1116530000	HDC-CHE-BM4 65AU	C.14
1116530000	HDC-CHE-BM4 65AU	C.15
1116530000	HDC-CHE-BM4 65AU	C.16
1116530000	HDC-CHE-BM4 65AU	J.4
1116540000	HDC-CHE-SM4 65AU	C.13
1116540000	HDC-CHE-SM4 65AU	C.14
1116540000	HDC-CHE-SM4 65AU	C.15
1116540000	HDC-CHE-SM4 65AU	C.16
1116540000	HDC-CHE-SM4 65AU	J.4
1119080000	HDC HP 250 M 50	H.6
1119080000	HDC HP 250 M 50	J.6
1119090000	HDC HP 250 M 70	H.6
1119090000	HDC HP 250 M 70	J.6
1119100000	HDC HP 250 M 95	H.6
1119100000	HDC HP 250 M 95	J.6
1119110000	HDC HP 550 M 150	H.12
1119110000	HDC HP 550 M 150	H.14
1119110000	HDC HP 550 M 150	J.7
1119950000	HDC IP68 24B MD	H.7
1119950000	HDC IP68 24B MD	H.13
1119970000	HDC IP68 24B MD 3M40	H.7
1119970000	HDC IP68 24B MD 3M40	H.13
1119980000	HDC IP68 24B MD 3M32	H.7
1119980000	HDC IP68 24B MD 3M32	H.13
1119990000	HDC IP68 24B MD 2M40	H.7
1119990000	HDC IP68 24B MD 2M40	H.13

Order No.	Type	Page
-----------	------	------

## 1120000000

1120000000	HDC IP68 24B MD 2M32	H.7
1120000000	HDC IP68 24B MD 2M32	H.13
1120010000	HDC IP68 24B MD 2M25	H.7
1120010000	HDC IP68 24B MD 2M25	H.13
1120040000	HDC IP68 HP 24B A	H.6
1120040000	HDC IP68 HP 24B A	H.12
1120130000	HDC HP 250 SHOCKPROTEC	H.7
1120140000	HDC HP 550 SHOCKPROTEC	H.13
1120140000	HDC HP 550 SHOCKPROTEC	H.15
1120580000	HDC HP 550 M 185	H.12
1120580000	HDC HP 550 M 185	H.14
1120580000	HDC HP 550 M 185	J.7
1120590000	HDC HP 550 M 240	H.12
1120590000	HDC HP 550 M 240	H.14
1120590000	HDC HP 550 M 240	J.7
1120600000	HDC HP 550 F 240	H.12
1120600000	HDC HP 550 F 240	H.14
1120600000	HDC HP 550 F 240	J.7

## 1150000000

1157800000	HDC HP 550 M 50	H.12
1157800000	HDC HP 550 M 50	H.14
1157800000	HDC HP 550 M 50	J.7

## 1160000000

1160430000	HDC 24B HP250 MPL4 TYP1	H.7
1160440000	HDC 24B HP250 MPL4 TYP2	H.7
1160450000	HDC IP68 24B MD 4M25 T1	H.7
1160780000	HDC HP CODING SYSTEM	H.14
1160780000	HDC HP CODING SYSTEM	J.12
1165790000	HDC 32B DDDA 4B0	D.34
1168850000	HDC FIXING SC SIZE1 M3x6	J.18

## 1170000000

1177100000	HDC HP 550 F 50	H.12
1177100000	HDC HP 550 F 50	H.14
1177100000	HDC HP 550 F 50	J.7

## 1190000000

1193570000	VGM25-S68 11-20 BG	H.8
1193570000	VGM25-S68 11-20 BG	H.16
1193570000	VGM25-S68 11-20 BG	J.48
1193580000	VGM32-S68 15-25 BG	H.8
1193580000	VGM32-S68 15-25 BG	H.16
1193580000	VGM32-S68 15-25 BG	J.48
1193590000	VGM40-S68 20-32 BG	H.8
1193590000	VGM40-S68 20-32 BG	H.16
1193590000	VGM40-S68 20-32 BG	J.48
1193600000	VGM25-MS68 11-20 BG	H.8
1193600000	VGM25-MS68 11-20 BG	H.16
1193600000	VGM25-MS68 11-20 BG	J.43
1193610000	VGM32-MS68 15-25 BG	H.8
1193610000	VGM32-MS68 15-25 BG	H.16
1193610000	VGM32-MS68 15-25 BG	J.43
1193620000	VGM40-MS68 20-32 BG	H.8
1193620000	VGM40-MS68 20-32 BG	H.16
1193620000	VGM40-MS68 20-32 BG	J.43

## 1200000000

1200000000	HDC HE 6 MS	B.20
1200000000	HDC HE 6 MS	I.8
1200000000	HDC HE 6 MS	1.9
1200200000	HDC HE 6 FS	B.20
1200200000	HDC HE 6 FS	I.8
1200200000	HDC HE 6 FS	1.9
1200400000	HDC HE 6 MC	B.20
1200500000	HDC-CHE-SM0 5AG	B.10
1200500000	HDC-CHE-SM0 5AG	B.12
1200500000	HDC-CHE-SM0 5AG	B.14
1200500000	HDC-CHE-SM0 5AG	B.16
1200500000	HDC-CHE-SM0 5AG	B.20
1200500000	HDC-CHE-SM0 5AG	B.22
1200500000	HDC-CHE-SM0 5AG	B.24
1200500000	HDC-CHE-SM0 5AG	B.26
1200500000	HDC-CHE-SM0 5AG	B.28
1200500000	HDC-CHE-SM0 5AG	B.30
1200500000	HDC-CHE-SM0 5AG	B.32
1200500000	HDC-CHE-SM0 5AG	B.34
1200500000	HDC-CHE-SM0 5AG	B.36
1200500000	HDC-CHE-SM0 5AG	B.38
1200500000	HDC-CHE-SM0 5AG	B.40
1200500000	HDC-CHE-SM0 5AG	B.42
1200500000	HDC-CHE-SM0 5AG	B.44
1200500000	HDC-CHE-SM0 5AG	B.46
1200500000	HDC-CHE-SM0 5AG	B.48
1200500000	HDC-CHE-SM0 5AG	B.50
1200500000	HDC-CHE-SM0 5AG	B.52
1200500000	HDC-CHE-SM0 5AG	B.54
1200500000	HDC-CHE-SM0 5AG	B.56
1200500000	HDC-CHE-SM0 5AG	B.58
1200500000	HDC-CHE-SM0 5AG	B.60
1200500000	HDC-CHE-SM0 5AG	B.62
1200500000	HDC-CHE-SM0 5AG	B.64
1200500000	HDC-CHE-SM0 5AG	B.66
1200500000	HDC-CHE-SM0 5AG	B.68
1200500000	HDC-CHE-SM0 5AG	B.70
1200500000	HDC-CHE-SM0 5AG	B.72
1200500000	HDC-CHE-SM0 5AG	B.74
1200500000	HDC-CHE-SM0 5AG	B.76
1200500000	HDC-CHE-SM0 5AG	B.78
1200500000	HDC-CHE-SM0 5AG	B.80
1200500000	HDC-CHE-SM0 5AG	B.82
1200500000	HDC-CHE-SM0 5AG	B.84
1200500000	HDC-CHE-SM0 5AG	B.86
1200500000	HDC-CHE-SM0 5AG	B.88
1200500000	HDC-CHE-SM0 5AG	B.90
1200500000	HDC-CHE-SM0 5AG	B.92
1200500000	HDC-CHE-SM0 5AG	B.94
1200500000	HDC-CHE-SM0 5AG	B.96
1200500000	HDC-CHE-SM0 5AG	B.98
1200500000	HDC-CHE-SM0 5AG	B.100
1200500000	HDC-CHE-SM0 5AG	B.102
1200500000	HDC-CHE-SM0 5AG	B.104
1200500000	HDC-CHE-SM0 5AG	B.106
1200500000	HDC-CHE-SM0 5AG	B.108
1200500000	HDC-CHE-SM0 5AG	B.110
1200500000	HDC-CHE-SM0 5AG	B.112
1200500000	HDC-CHE-SM0 5AG	B.114
1200500000	HDC-CHE-SM0 5AG	B.116
1200500000	HDC-CHE-SM0 5AG	B.118
1200500000	HDC-CHE-SM0 5AG	B.120
1200500000	HDC-CHE-SM0 5AG	B.122
1200500000	HDC-CHE-SM0 5AG	B.124
1200500000	HDC-CHE-SM0 5AG	B.126
1200500000	HDC-CHE-SM0 5AG	B.128
1200500000	HDC-CHE-SM0 5AG	B.130
1200500000	HDC-CHE-SM0 5AG	B.132
1200500000	HDC-CHE-SM0 5AG	B.134
1200500000	HDC-CHE-SM0 5AG	B.136
1200500000	HDC-CHE-SM0 5AG	B.138
1200500000	HDC-CHE-SM0 5AG	B.140
1200500000	HDC-CHE-SM0 5AG	B.142
1200500000	HDC-CHE-SM0 5AG	B.144
1200500000	HDC-CHE-SM0 5AG	B.146
1200500000	HDC-CHE-SM0 5AG	B.148
1200500000	HDC-CHE-SM0 5AG	B.150
1200500000	HDC-CHE-SM0 5AG	B.152
1200500000	HDC-CHE-SM0 5AG	B.154
1200500000	HDC-CHE-SM0 5AG	B.156
1200500000	HDC-CHE-SM0 5AG	B.158
1200500000	HDC-CHE-SM0 5AG	B.160
1200500000	HDC-CHE-SM0 5AG	B.162
1200500000	HDC-CHE-SM0 5AG	B.164
1200500000	HDC-CHE-SM0 5AG	B.166
1200500000	HDC-CHE-SM0 5AG	B.168
1200500000	HDC-CHE-SM0 5AG	B.170
1200500000	HDC-CHE-SM0 5AG	B.172
1200500000	HDC-CHE-SM0 5AG	B.174
1200500000	HDC-CHE-SM0 5AG	B.176
1200500000	HDC-CHE-SM0 5AG	B.178
1200500000	HDC-CHE-SM0 5AG	B.180
1200500000	HDC-CHE-SM0 5AG	B.182
1200500000	HDC-CHE-SM0 5AG	B.184
1200500000	HDC-CHE-SM0 5AG	B.186
1200500000	HDC-CHE-SM0 5AG	B.188
1200500000	HDC-CHE-SM0 5AG	B.190
1200500000	HDC-CHE-SM0 5AG	B.192
1200500000	HDC-CHE-SM0 5AG	B.194
1200500000	HDC-CHE-SM0 5AG	B.196
1200500000	HDC-CHE-SM0 5AG	B.198
1200500000	HDC-CHE-SM0 5AG	B.200

Order No.	Type	Page
1200600000	HDC-CHE-SM0 75-1.00AG	B.14
1200600000	HDC-CHE-SM0 75-1.00AG	B.16
1200600000	HDC-CHE-SM0 75-1.00AG	B.20
1200600000	HDC-CHE-SM0 75-1.00AG	B.22
1200600000	HDC-CHE-SM0 75-1.00AG	B.24
1200600000	HDC-CHE-SM0 75-1.00AG	B.26
1200600000	HDC-CHE-SM0 75-1.00AG	B.28
1200600000	HDC-CHE-SM0 75-1.00AG	B.30
1200600000	HDC-CHE-SM0 75-1.00AG	B.32
1200600000	HDC-CHE-SM0 75-1.00AG	B.34
1200600000	HDC-CHE-SM0 75-1.00AG	B.36
1200600000	HDC-CHE-SM0 75-1.00AG	B.38
1200600000	HDC-CHE-SM0 75-1.00AG	B.40
1200600000	HDC-CHE-SM0 75-1.00AG	B.42
1200600000	HDC-CHE-SM0 75-1.00AG	B.44
1200600000	HDC-CHE-SM0 75-1.00AG	B.46
1200600000	HDC-CHE-SM0 75-1.0	

Order No.	Type	Page
1201500000	HDC C-HE-BM4 OAG	B.26
1201500000	HDC C-HE-BM4 OAG	B.28
1201500000	HDC C-HE-BM4 OAG	B.30
1201500000	HDC C-HE-BM4 OAG	B.34
1201500000	HDC C-HE-BM4 OAG	B.36
1201500000	HDC C-HE-BM4 OAG	B.38
1201500000	HDC C-HE-BM4 OAG	B.40
1201500000	HDC C-HE-BM4 OAG	B.42
1201500000	HDC C-HE-BM4 OAG	B.44
1201500000	HDC C-HE-BM4 OAG	B.96
1201500000	HDC C-HE-BM4 OAG	B.102
1201500000	HDC C-HE-BM4 OAG	B.114
1201500000	HDC C-HE-BM4 OAG	C.13
1201500000	HDC C-HE-BM4 OAG	C.14
1201500000	HDC C-HE-BM4 OAG	C.15
1201500000	HDC C-HE-BM4 OAG	C.16
1201500000	HDC C-HE-BM4 OAG	J.4
1202100000	HDC O6B ALU	B.21
1202100000	HDC O6B ALU	B.35
1202100000	HDC O6B ALU	B.69
1202100000	HDC O6B ALU	B.113
1202100000	HDC O6B ALU	D.13
1202100000	HDC O6B ALU	L.8
1202100000	HDC O6B ALU	L.9
1202100000	HDC O6B ALU	L.10
1202100000	HDC O6B ALU	L.11
1202230000	HDC 40D TSB0 1M40G	D.24
1202500000	HDC O6B ADLU	B.21
1202500000	HDC O6B ADLU	B.35
1202500000	HDC O6B ADLU	B.69
1202500000	HDC O6B ADLU	B.113
1202500000	HDC O6B ADLU	D.13
1202660000	HDC CM GUIDING PIN	J.11
1202670000	HDC CM GUIDING SOCKET	J.11
1203600000	SPB-M 3	J.10
1203900000	HDC HE 10 MS	B.22
1203900000	HDC HE 10 MS	L.12
1203900000	HDC HE 10 MS	L.13
1204100000	HDC HE 10 FS	B.22
1204100000	HDC HE 10 FS	L.12
1204100000	HDC HE 10 FS	L.13
1204300000	HDC HE 10 MC	B.22
1204400000	HDC HE 10 FC	B.22
1205000000	HDC 10B ABU	B.23
1205000000	HDC 10B ABU	B.37
1205000000	HDC 10B ABU	B.71
1205000000	HDC 10B ABU	B.83
1205000000	HDC 10B ABU	B.115
1205000000	HDC 10B ABU	D.15
1205000000	HDC 10B ABU	L.12
1205000000	HDC 10B ABU	L.13
1205000000	HDC 10B ABU	L.14
1205000000	HDC 10B ABU	L.15
1205600000	HDC 10B ADBO	D.17
1205890000	VGM40/1-MS68 20-32 BG	H.8
1205890000	VGM40/1-MS68 20-32 BG	J.43
1205920000	VGM40/1-SS68 20-32 BG	H.8
1205920000	VGM40/1-SS68 20-32 BG	J.48
1206090000	HDC O4A TOLU 1M166	D.6
1206100000	HDC 10B ALU	D.16
1206500000	HDC 10B ADLU	D.16
1207500000	HDC HE 16 MS	B.24
1207500000	HDC HE 16 MS	B.28
1207500000	HDC HE 16 MS	L.16
1207500000	HDC HE 16 MS	L.17
1207500000	HDC HE 16 MS	L.24
1207500000	HDC HE 16 MS	L.25
1207700000	HDC HE 16 FS	B.24
1207700000	HDC HE 16 FS	B.28
1207700000	HDC HE 16 FS	L.16
1207700000	HDC HE 16 FS	L.17
1207700000	HDC HE 16 FS	L.24
1207700000	HDC HE 16 FS	L.25
1207900000	HDC HE 16 MC	B.24
1207900000	HDC HE 16 MC	B.28
1208000000	HDC HE 16 FC	B.24
1208000000	HDC HE 16 FC	B.28
1208380000	HDC 40D TOBU 2M25	D.21
1208600000	HDC 16B ABU	B.25
1208600000	HDC 16B ABU	B.39
1208600000	HDC 16B ABU	B.41
1208600000	HDC 16B ABU	B.57
1208600000	HDC 16B ABU	B.73
1208600000	HDC 16B ABU	B.85
1208600000	HDC 16B ABU	B.91
1208600000	HDC 16B ABU	B.117
1208600000	HDC 16B ABU	B.119
1208600000	HDC 16B ABU	B.123
1208600000	HDC 16B ABU	B.125
1208600000	HDC 16B ABU	D.22
1208600000	HDC 16B ABU	L.16
1208600000	HDC 16B ABU	L.17
1208600000	HDC 16B ABU	L.18
1208600000	HDC 16B ABU	L.19
1208600000	HDC 16B ABU	L.28
1209200000	HDC 16B ADBO	D.24
1209700000	HDC 16B ALU	D.23

Order No.	Type	Page
<b>1210000000</b>		
1210100000	HDC 16B ADLU	D.23
1211000000	HDC HE 24 MS	B.26
1211000000	HDC HE 24 MS	B.30
1211000000	HDC HE 24 MS	L.20
1211000000	HDC HE 24 MS	L.21
1211000000	HDC HE 24 MS	L.26
1211000000	HDC HE 24 MS	L.27
1211300000	HDC HE 24 FS	B.26
1211300000	HDC HE 24 FS	B.30
1211300000	HDC HE 24 FS	L.21
1211300000	HDC HE 24 FS	L.26
1211300000	HDC HE 24 FS	L.27
1211500000	HDC HE 24 MC	B.26
1211500000	HDC HE 24 MC	B.30
1211600000	HDC HE 24 FC	B.26
1211600000	HDC HE 24 FC	B.30
1212400000	HDC 24B ABU	B.27
1212400000	HDC 24B ABU	B.43
1212400000	HDC 24B ABU	B.61
1212400000	HDC 24B ABU	B.75
1212400000	HDC 24B ABU	B.87
1212400000	HDC 24B ABU	B.127
1212400000	HDC 24B ABU	B.129
1212400000	HDC 24B ABU	D.131
1212400000	HDC 24B ABU	D.128
1212400000	HDC 24B ABU	L.20
1212400000	HDC 24B ABU	L.22
1212400000	HDC 24B ABU	L.23
1212890000	HDC 24B HP250 MPL4PE T1	H.7
1212910000	HDC 24B HP250 MPL4PE T2	H.7
1213900000	HDC 24B ADBO	D.31
1213900000	HDC 24B ALU	D.30
1214300000	HDC 24B ADLU	D.30
1214500000	HDC 24B SDLU 2PG21G	D.30
1215700000	HDC HE 16 MS 17-32	B.28
1215700000	HDC HE 16 MS 17-32	L.24
1215700000	HDC HE 16 MS 17-32	L.25
1215900000	HDC O6B DC	J.24
1215910000	HDC 10B DC	J.24
1215920000	HDC 16B DC	J.24
1215930000	HDC 24B DC	J.24
1216100000	HDC HE 16 FS 17-32	B.28
1216100000	HDC HE 16 FS 17-32	L.24
1216100000	HDC HE 16 FS 17-32	L.25
1216500000	HDC HE 16 MC 17-32	B.28
1216700000	HDC HE 16 FC 17-32	B.28
1217800000	HDC 32B ABU	D.34
1217800000	HDC 32B ABU	L.24
1217800000	HDC 32B ABU	L.25
1218800000	HDC 32B ADBO	D.36
1219300000	HDC 32B TOLU 1PG29G	D.35
1219500000	HDC 32B ALU	B.29
1219500000	HDC 32B ALU	B.45
1219500000	HDC 32B ALU	B.63
1219500000	HDC 32B ALU	B.77
1219500000	HDC 32B ALU	B.93
1219500000	HDC 32B ALU	D.35
1219800000	HDC 32B ADLU	B.29
1219800000	HDC 32B ADLU	B.45
1219800000	HDC 32B ADLU	B.63
1219800000	HDC 32B ADLU	B.77
1219800000	HDC 32B ADLU	B.93
1219800000	HDC 32B ADLU	D.35
<b>1220000000</b>		
1220570000	HDC HP 550 F 25	H.12
1220570000	HDC HP 550 F 25	H.14
1220570000	HDC HP 550 F 25	J.7
1220580000	HDC HP 550 M 25	H.12
1220580000	HDC HP 550 M 25	H.14
1220580000	HDC HP 550 M 25	J.7
1220800000	HDC HE 24 MS 25-48	B.30
1220800000	HDC HE 24 MS 25-48	L.26
1220800000	HDC HE 24 MS 25-48	L.27
1220840000	HDC HP 250 F 50 PE	H.6
1220840000	HDC HP 250 F 50 PE	J.6
1220850000	HDC HP 250 M 50 PE	H.6
1220850000	HDC HP 250 M 50 PE	J.6
1220860000	HDC IP68 24B MD 4M25 T2	H.7
1221200000	HDC HE 24 FS 25-48	B.30
1221200000	HDC HE 24 FS 25-48	L.26
1221200000	HDC HE 24 FS 25-48	L.27
1222900000	HDC 48B ADLU	B.31
1222900000	HDC 48B ADLU	B.65
1222900000	HDC 48B ADLU	B.79
1222900000	HDC 48B ADLU	D.37
1222900000	HDC 48B ADLU	L.26
1222900000	HDC 48B ADLU	L.27
1226400000	HDC HE 24 MC 25-48	B.30
1226600000	HDC HE 24 FC 25-48	B.30
1229120000	HDC 40D TOBU 1M32G1M20G	D.21

Order No.	Type	Page
<b>1250000000</b>		
1251660000	HDC HOP DMD 280 CS	D.8
1251660000	HDC HOP DMD 280 CS	D.9
1251670000	HDC HOP DMD 280 CS	D.8
1251670000	HDC HOP DMD 280 CS	D.9
1251680000	HDC HQM ALU CS	D.9
<b>1260000000</b>		
1268810000	HDC HP 550 M 70	H.12
1268810000	HDC HP 550 M 70	H.14
1268810000	HDC HP 550 M 70	J.7
1268820000	HDC HP 550 F 70	H.12
1268820000	HDC HP 550 F 70	H.14
1268820000	HDC HP 550 F 70	J.7
<b>1270000000</b>		
1270320000	CTX CM 3.6 ZERT	J.27
1273890000	VG 16 HQ K68 6.5-9.5	J.49
<b>1280000000</b>		
1282820000	HDC IP68 24B HP FRAME	H.6
1282820000	HDC IP68 24B HP FRAME	H.12
1288190000	HDC IP68 06B TOS 1M32 CS	F.5
1289130000	HDC IP68 24B TOS 2M40 TSS 1M32	F.8
<b>1290000000</b>		
1295600000	HDC 48B ALU	D.37
<b>1300000000</b>		
1301990000	HDC 32B SBU 2M40G CS	D.34
<b>1320000000</b>		
1323880000	SD TO 0,6X3,0	J.33
1324500000	HDC IP68 24B COVER CS	H.6
1324500000	HDC IP68 24B COVER CS	H.12
<b>1330000000</b>		
1336600000	HDC 24D TOBU 2M20G	D.14
<b>1350000000</b>		
1354950000	HDC HOP ALU CS	D.8
<b>1410000000</b>		
1415410000	HDC HP 250 M CM3	H.8
1415420000	HDC HP 250 F CM3	H.8
<b>1420000000</b>		
1428840000	HDC MHD 12 MC	C.22
1428850000	HDC MHD 12 FC	C.22
1428860000	HDC MHD 36 MC	C.21
1428870000	HDC MHD 36 FC	C.21
1428880000	HDC MHE 8 MC	C.15
1428890000	HDC MHE 8 FC	C.15
1428910000	HDC MHE 20 MC	C.14
1428920000	HDC MF 6B AB	C.6
1428930000	HDC MHE 20 FC	C.14
1428940000	HDC MF 6B BA	C.6
1428950000	HDC MHX 4P MC	C.11
1428960000	HDC MF 10B AC	C.6
1428970000	HDC MHX 4P FC	C.11
1428980000	HDC MF 10B CA	C.6
1428990000	HDC MBUS 2 MC	C.23
1429010000	HDC MF 16B AD	C.7
1429020000	HDC MBUS 2 FC	C.23
1429030000	HDC MF 16B DA	C.7
1429040000	HDC MDU	C.24
1429050000	HDC MF 24B AF	C.7
1429060000	HDC MHP 100 MC	C.9
1429070000	HDC MF 24B FA	C.7
1429080000	HDC MHP 100 FC	C.9
1429340000	HDC MHX 3 MC	C.12
1429350000	HDC MHX 3 FC	C.12
1429360000	HDC MHE 6 MC	C.16
1429370000	HDC MHE 6 FC	C.16
<b>1430000000</b>		
1435410000	HDC MSL6	J.16
1435420000	HDC MSL10	J.16
1435430000	HDC MSL16	J.16
1435440000	HDC MSL24	J.16
1435750000	HDC MHP100 M 10	C.9
1435760000	HDC MHP100 M 16	C.9
1435770000	HDC MHP100 M 25	C.9
1435780000	HDC MHP100 M 35	C.9
1435790000	HDC MHP100 F 10	C.9
1435810000	HDC MHP100 F 16	C.9
1435820000	HDC MHP100 F 25	C.9

Order No.	Type	Page
1435830000	HDC MHP100 F 35	C.9
<b>1440000000</b>		
1444680000	HDC GRIP PANEL 3 ADAPT	J.19
1444710000	HDC GRIP PANEL 4 ADAPT	J.19
1444720000	HDC GRIP PANEL 6 ADAPT	J.19
1444730000	HDC GRIP PANEL 8 ADAPT	J.19
<b>1460000000</b>		
1463720000	VGM25-MS68 EMC 11-20SET	H.7
1463720000	VGM25-MS68 EMC 11-20SET	H.13
1463720000	VGM25-MS68 EMC 11-20SET	J.46
1463730000	VGM32-MS68 EMC 15-25SET	H.7
1463730000	VGM32-MS68 EMC 15-25SET	H.13
1463730000	VGM32-MS68 EMC 15-25SET	J.46
<b>1470000000</b>		
1471300000	DSTV COST4	J.11
1471500000	DSTV COBU5	J.11
1477740000	KSPMH M16 BSC	J.58
1477750000	KSPMH M20 BSC	J.58
1477770000	KSPMH M25 BSC	J.58
1477780000	KSPMH M32 BSC	J.58
1477790000	KSPMH M40 BSC	J.58
1477800000	KSPMH M50 BSC	J.58
1477810000	KSPMH M63 BSC	J.58
1477820000	KSPMH M16 SSC	J.58
1477830000	KSPMH M75 BSC	J.58
1477840000	KSPMH M20 SSC	J.58
1477870000	KSPMH M25 SSC	J.58
1477890000	KSPMH M32 SSC	J.58
1477910000	KSPMH M40 SSC	J.58
1477930000	KSPMH M50 SSC	J.58

Order No.	Type	Page
1500950000	ES EPG 45 HEX 16/35	H.16
1500950000	ES EPG 45 HEX 16/35	J.28
1500970000	ES EPG 45 HEX 25/50	H.8
1500970000	ES EPG 45 HEX 25/50	H.16
1500970000	ES EPG 45 HEX 25/50	J.28
1500980000	ES EPG 45 HEX 95	H.16
1500980000	ES EPG 45 HEX 95	H.16
1500980000	ES EPG 45 HEX 95	J.28
1500990000	ES EPG 45 HEX 120	H.8
1500990000	ES EPG 45 HEX 120	H.16
1500990000	ES EPG 45 HEX 120	J.28
1502390000	APG 80	H.9
1502390000	APG 80	H.16
1502390000	APG 80	J.28
1502600000	ES APG 80 HEX 6	H.9
1502600000	ES APG 80 HEX 6	H.16
1502600000	ES APG 80 HEX 6	J.28
1502620000	ES APG 80 HEX 10	H.9
1502620000	ES APG 80 HEX 10	H.16
1502620000	ES APG 80 HEX 10	J.28
1502630000	ES APG 80 HEX 16	H.9
1502630000	ES APG 80 HEX 16	H.16
1502630000	ES APG 80 HEX 16	J.28
1502640000	ES APG 80 HEX 25	H.9
1502640000	ES APG 80 HEX 25	H.16
1502640000	ES APG 80 HEX 25	J.28
1502650000	ES APG 80 HEX 35	H.16
1502650000	ES APG 80 HEX 35	J.28
1502670000	ES APG 80 HEX 50	H.9
1502670000	ES APG 80 HEX 50	H.16
1502670000	ES APG 80 HEX 50	J.28
1502680000	ES APG 80 HEX 70	H.9
1502680000	ES APG 80 HEX 70	H.16
1502680000	ES APG 80 HEX 70	J.28
1502690000	ES APG 80 HEX 95	H.9
1502690000	ES APG 80 HEX 95	H.16
1502690000	ES APG 80 HEX 95	J.28
1502700000	ES APG 80 HEX 120	H.9
1502700000	ES APG 80 HEX 120	H.16
1502700000	ES APG 80 HEX 120	J.28
1502720000	ES APG 80 HEX 150	H.9
1502720000	ES APG 80 HEX 150	H.16
1502720000	ES APG 80 HEX 150	J.28
1502730000	ES APG 80 HEX 185	H.9
1502730000	ES APG 80 HEX 185	H.16
1502730000	ES APG 80 HEX 185	J.28
1502740000	ES APG 80 HEX 240	H.9
1502740000	ES APG 80 HEX 240	H.16
1502740000	ES APG 80 HEX 240	J.28
1502750000	ES APG 80 HEX 300	H.9
1502750000	ES APG 80 HEX 300	H.16
1502750000	ES APG 80 HEX 300	J.28
1505650000	HDC MHE 6P MC	C.13
1505660000	HDC MHE 6P FC	C.13

## 1510000000

1513390000	HDC IP68 04A TOS 1M25G	B.101
1513390000	HDC IP68 04A TOS 1M25G	F.4

## 1520000000

1528370000	HDC HEE4 40 MC	B.40
1528380000	HDC HEE4 40 FC	B.40

## 1560000000

1568970000	VG 7-K68	J.40
1568980000	VG 9-K68	J.40
1568990000	VG 11-K68	L.5
1568990000	VG 11-K68	L.7
1568990000	VG 11-K68	J.40
1569000000	VG 13.5-K68	J.40
1569010000	VG 16-K68	J.40
1569020000	VG 21-K68	J.40
1569030000	VG 29-K68	J.40
1569040000	VG 36-K68	J.40
1569050000	VG 42-K68	J.40
1569060000	VG 7-MS68	J.42
1569070000	VG 9-MS68	J.42
1569080000	VG 11-MS68	L.5
1569080000	VG 11-MS68	L.7
1569080000	VG 11-MS68	J.42
1569090000	VG 13.5-MS68	J.42
1569100000	VG 16-MS68	L.9
1569100000	VG 16-MS68	L.11
1569100000	VG 16-MS68	L.13
1569100000	VG 16-MS68	L.15
1569100000	VG 16-MS68	J.42
1569110000	VG 21-MS68	L.17
1569110000	VG 21-MS68	L.19
1569110000	VG 21-MS68	L.21
1569110000	VG 21-MS68	L.23
1569110000	VG 21-MS68	L.28
1569110000	VG 21-MS68	J.42
1569120000	VG 29-MS68	L.25
1569120000	VG 29-MS68	L.27
1569120000	VG 29-MS68	J.42

Order No.	Type	Page
1569130000	VG 36-MS68	J.42
1569140000	VG 42-MS68	J.42

## 1590000000

1595220000	DSTV TS 6-24	J.20
1595230000	DSTV TS 6 VH	J.20
1595240000	DSTV TS 10-24 VH	J.20

## 1600000000

1601710000	HDC HD 40 MC	B.56
1601710000	HDC HD 40 MC	B.62
1601720000	HDC HD 64 MC	B.60
1601720000	HDC HD 64 MC	B.64
1601730000	HDC HD 40 FC	B.56
1601730000	HDC HD 40 FC	B.62
1601740000	HDC HD 64 FC	B.64
1601740000	HDC HD 64 FC	B.64
1601750000	HDC C-HD-SMO.75-1.00AG	B.48
1601750000	HDC C-HD-SMO.75-1.00AG	B.50
1601750000	HDC C-HD-SMO.75-1.00AG	B.52
1601750000	HDC C-HD-SMO.75-1.00AG	B.54
1601750000	HDC C-HD-SMO.75-1.00AG	B.56
1601750000	HDC C-HD-SMO.75-1.00AG	B.58
1601750000	HDC C-HD-SMO.75-1.00AG	B.60
1601750000	HDC C-HD-SMO.75-1.00AG	B.62
1601750000	HDC C-HD-SMO.75-1.00AG	B.64
1601750000	HDC C-HD-SMO.75-1.00AG	B.66
1601750000	HDC C-HD-SMO.75-1.00AG	B.68
1601750000	HDC C-HD-SMO.75-1.00AG	B.70
1601750000	HDC C-HD-SMO.75-1.00AG	B.72
1601750000	HDC C-HD-SMO.75-1.00AG	B.74
1601750000	HDC C-HD-SMO.75-1.00AG	B.76
1601750000	HDC C-HD-SMO.75-1.00AG	B.78
1601750000	HDC C-HD-SMO.75-1.00AG	B.80
1601750000	HDC C-HD-SMO.75-1.00AG	B.82
1601750000	HDC C-HD-SMO.75-1.00AG	B.84
1601750000	HDC C-HD-SMO.75-1.00AG	B.86
1601750000	HDC C-HD-SMO.75-1.00AG	B.88
1601750000	HDC C-HD-SMO.75-1.00AG	B.90
1601750000	HDC C-HD-SMO.75-1.00AG	B.92
1601750000	HDC C-HD-SMO.75-1.00AG	B.94
1601750000	HDC C-HD-SMO.75-1.00AG	B.96
1601750000	HDC C-HD-SMO.75-1.00AG	B.98
1601750000	HDC C-HD-SMO.75-1.00AG	C.124
1601750000	HDC C-HD-SMO.75-1.00AG	C.126
1601750000	HDC C-HD-SMO.75-1.00AG	C.22
1601750000	HDC C-HD-SMO.75-1.00AG	J.4
1601760000	HDC C-HD-BMO.75-1.00AG	B.48
1601760000	HDC C-HD-BMO.75-1.00AG	B.50
1601760000	HDC C-HD-BMO.75-1.00AG	B.52
1601760000	HDC C-HD-BMO.75-1.00AG	B.54
1601760000	HDC C-HD-BMO.75-1.00AG	B.56
1601760000	HDC C-HD-BMO.75-1.00AG	B.58
1601760000	HDC C-HD-BMO.75-1.00AG	B.60
1601760000	HDC C-HD-BMO.75-1.00AG	B.62
1601760000	HDC C-HD-BMO.75-1.00AG	B.64
1601760000	HDC C-HD-BMO.75-1.00AG	B.66
1601760000	HDC C-HD-BMO.75-1.00AG	B.68
1601760000	HDC C-HD-BMO.75-1.00AG	B.70
1601760000	HDC C-HD-BMO.75-1.00AG	B.72
1601760000	HDC C-HD-BMO.75-1.00AG	B.74
1601760000	HDC C-HD-BMO.75-1.00AG	B.76
1601760000	HDC C-HD-BMO.75-1.00AG	B.78
1601760000	HDC C-HD-BMO.75-1.00AG	B.80
1601760000	HDC C-HD-BMO.75-1.00AG	B.82
1601760000	HDC C-HD-BMO.75-1.00AG	B.84
1601760000	HDC C-HD-BMO.75-1.00AG	B.86
1601760000	HDC C-HD-BMO.75-1.00AG	B.88
1601760000	HDC C-HD-BMO.75-1.00AG	B.90
1601760000	HDC C-HD-BMO.75-1.00AG	B.92
1601760000	HDC C-HD-BMO.75-1.00AG	B.94
1601760000	HDC C-HD-BMO.75-1.00AG	B.96
1601760000	HDC C-HD-BMO.75-1.00AG	B.98
1601760000	HDC C-HD-BMO.75-1.00AG	J.4

## 1610000000

1611350000	HDC 24B AZO	D.32
------------	-------------	------

## 1650000000

1650570000	HDC HD 7 MC	B.48
1650580000	HDC HD 7 FC	B.48
1650590000	HDC HD 8 MC	B.50
1650600000	HDC HD 8 FC	B.50
1650610000	HDC HA 10 MS	B.10
1650620000	HDC HA 10 FS	B.10
1650650000	HDC HD 15 MC	B.52
1650660000	HDC HD 15 FC	B.52
1650700000	HDC HA 16 MS	B.12
1650700000	HDC HA 16 MS	B.14
1650700000	HDC HA 16 MS	B.16
1650780000	HDC HA 16 FS	B.12
1650780000	HDC HA 16 FS	B.14
1650780000	HDC HA 16 FS	B.16
1650810000	HDC HD 25 MC	B.54
1650810000	HDC HD 25 FC	B.54
1650820000	HDC HD 25 FC	B.54
1650820000	HDC HD 25 FC	B.58
1650850000	HDC 48B TSLU 1PG29G	D.37
1650850000	HDC 48B TSLU 1PG29G	L.27
1650860000	HDC 48B TSLU 1PG36G	D.37
1650880000	HDC HA 16 MS 17-32	B.14
1650880000	HDC HA 16 MS 17-32	B.16

Order No.	Type	Page
1650900000	HDC HA 16 FS 17-32	B.14
1650900000	HDC HA 16 FS 17-32	B.16
1650980000	HDC 48B TOLU 1PG29G	D.37
1650990000	HDC HA 16 MS 33-48	B.16
1651000000	HDC 48B TOLU 1PG36G	D.37
1651020000	HDC HA 16 FS 33-48	B.16
1651100000	HDC 48B SLU 1PG29G	D.37
1651150000	HDC HDD 24 MC	B.68
1651160000	HDC HDD 24 FC	B.68
1651170000	HDC HDD 42 MC	B.70
1651180000	HDC HDD 42 FC	B.70
1651190000	HDC HDD 72 MC	B.72
1651190000	HDC HDD 72 MC	B.76
1651200000	HDC HDD 72 FC	B.72
1651200000	HDC HDD 72 FC	B.76
1651210000	HDC HDD 108 MC	B.74
1651210000	HDC HDD 108 MC	B.78
1651220000	HDC HDD 108 FC	B.74
1651220000	HDC HDD 108 FC	B.78
1651240000	HDC HDD 72 MC 73-144	B.76
1651260000	HDC HDD 72 FC 73-144	B.76
1651280000	HDC HDD 108 MC 109-216	B.78
1651300000	HDC HDD 108 FC 109-216	B.78
1651310000	HDC HVE 3+2 MS	B.82
1651320000	HDC HVE 3+2 FS	B.82
1651330000	HDC HVE 6+2 MS	B.84
1651340000	HDC HVE 6+2 FS	B.84
1651350000	HDC HVE 10+2 MS	B.86
1651360000	HDC HVE 10+2 FS	B.86
1651420000	HDC C-HESMO.5AU	B.10
1651420000	HDC C-HESMO.5AU	B.12
1651420000	HDC C-HESMO.5AU	B.14
1651420000	HDC C-HESMO.5AU	B.16
1651420000	HDC C-HESMO.5AU	B.20
1651420000	HDC C-HESMO.5AU	B.22
1651420000	HDC C-HESMO.5AU	B.24
1651420000	HDC C-HESMO.5AU	B.26
1651420000	HDC C-HESMO.5AU	B.28
1651420000	HDC C-HESMO.5AU	B.30
1651420000	HDC C-HESMO.5AU	B.34
1651420000	HDC C-HESMO.5AU	B.36
1651420000	HDC C-HESMO.5AU	B.38
1651420000	HDC C-HESMO.5AU	B.40
1651420000	HDC C-HESMO.5AU	B.42
1651420000	HDC C-HESMO.5AU	B.44
1651420000	HDC C-HESMO.5AU	B.46
1651420000	HDC C-HESMO.5AU	B.48
1651420000	HDC C-HESMO.5AU	B.50
1651420000	HDC C-HESMO.5AU	B.52
1651420000	HDC C-HESMO.5AU	B.54
1651420000	HDC C-HESMO.5AU	B.56
1651420000	HDC C-HESMO.5AU	B.58
1651420000	HDC C-HESMO.5AU	B.60
1651420000	HDC C-HESMO.5AU	B.62
1651420000	HDC C-HESMO.5AU	B.64
1651420000	HDC C-HESMO.5AU	B.66
1651420000	HDC C-HESMO.5AU	B.68
1651420000	HDC C-HESMO.5AU	B.70
1651420000	HDC C-HESMO.5AU	B.72
1651420000	HDC C-HESMO.5AU	B.74
1651420000	HDC C-HESMO.5AU	B.76
1651420000	HDC C-HESMO.5AU	B.78
1651420000	HDC C-HESMO.5AU	B.80
1651420000	HDC C-HESMO.5AU	B.82
1651420000	HDC C-HESMO.5AU	B.84
1651420000	HDC C-HESMO.5AU	B.86
1651420000	HDC C-HESMO.5AU	B.88
1651420000	HDC C-HESMO.5AU	B.90
1651420000	HDC C-HESMO.5AU	B.92
1651420000	HDC C-HESMO.5AU	B.94
1651420000	HDC C-HESMO.5AU	B.96
1651420000	HDC C-HESMO.5AU	B.98
1651420000	HDC C-HESMO.5AU	C.13
1651420000	HDC C-HESMO.5AU	C.15
1651420000	HDC C-HESMO.5AU	C.16
1651420000	HDC C-HESMO.5AU	J.4
1651470000	HDC C-HESMO.5AU	B.10
1651470000	HDC C-HESMO.5AU	B.12
1651470000	HDC C-HESMO.5AU	B.14
1651470000	HDC C-HESMO.5AU	B.16
1651470000	HDC C-HESMO.5AU	B.20
1651470000	HDC C-HESMO.5AU	B.22
1651470000	HDC C-HESMO.5AU	B.24
1651470000	HDC C-HESMO.5AU	B.26
1651470000	HDC C-HESMO.5AU	B.28



Order No.	Type	Page	Order No.	Type	Page	Order No.	Type	Page	Order No.	Type	Page
1651670000	HDC C-HD-BMO 14.0.37AU	B.48	1651700000	HDC C-HD-BM1.5AU	J.4	1656410000	KV 16-M	J.44	1664420000	HDC 10A SDLU 2PG16G	D.11
1651670000	HDC C-HD-BMO 14.0.37AU	B.50	1651700000	HDC C-HD-BM2.5AU	B.48	1656420000	KV 21-M	J.44	1664560000	HDC 10A KLU 1PG16G	D.11
1651670000	HDC C-HD-BMO 14.0.37AU	B.52	1651700000	HDC C-HD-BM2.5AU	B.50	1656430000	KV 29-M	J.44	1664690000	HDC 16A TSLU 1PG16G	D.19
1651670000	HDC C-HD-BMO 14.0.37AU	B.54	1651700000	HDC C-HD-BM2.5AU	B.52	1656480000	HDC 16B TSBU 1PG21G	D.21	1664730000	HDC 25A TSLU 1PG16G	D.19
1651670000	HDC C-HD-BMO 14.0.37AU	B.56	1651700000	HDC C-HD-BM2.5AU	B.54	1656480000	HDC 16B TSBU 1PG21G	B.54	1664750000	HDC 25A TSLU 1PG21G	D.19
1651670000	HDC C-HD-BMO 14.0.37AU	B.58	1651700000	HDC C-HD-BM2.5AU	B.56	1656480000	HDC 16B TSBU 1PG21G	B.56	1664810000	HDC 16A TOLLU 1PG16G	D.19
1651670000	HDC C-HD-BMO 14.0.37AU	B.60	1651700000	HDC C-HD-BM2.5AU	B.58	1656480000	HDC 16B TSBU 1PG21G	B.58	1664870000	HDC 25A TOLLU 1PG21G	D.19
1651670000	HDC C-HD-BMO 14.0.37AU	B.62	1651700000	HDC C-HD-BM2.5AU	B.60	1656520000	HDC 40D TSBU 1PG21G	D.21	1664920000	HDC 16A ALU	B.13
1651670000	HDC C-HD-BMO 14.0.37AU	B.64	1651700000	HDC C-HD-BM2.5AU	B.62	1656540000	HDC 40D TSBU 1PG29G	D.21	1664920000	HDC 16A ALU	B.55
1651670000	HDC C-HD-BMO 14.0.37AU	B.68	1651700000	HDC C-HD-BM2.5AU	B.64	1656590000	HDC 16B TOBU 1PG21G	D.21	1664920000	HDC 16A ALU	D.19
1651670000	HDC C-HD-BMO 14.0.37AU	B.70	1651700000	HDC C-HD-BM2.5AU	B.68	1656590000	HDC 16B TOBU 1PG21G	B.17	1664940000	HDC 16A ADLU	B.13
1651670000	HDC C-HD-BMO 14.0.37AU	B.72	1651700000	HDC C-HD-BM2.5AU	B.70	1656590000	HDC 16B TOBU 1PG21G	B.19	1664940000	HDC 16A ADLU	B.55
1651670000	HDC C-HD-BMO 14.0.37AU	B.74	1651700000	HDC C-HD-BM2.5AU	B.72	1656630000	HDC 40D TOBU 1PG21G	D.21	1664940000	HDC 16A ADLU	D.19
1651670000	HDC C-HD-BMO 14.0.37AU	B.76	1651700000	HDC C-HD-BM2.5AU	B.74	1656650000	HDC 40D TOBU 1PG29G	D.21	1664960000	ABD-8R	J.22
1651670000	HDC C-HD-BMO 14.0.37AU	B.78	1651700000	HDC C-HD-BM2.5AU	B.76	1656720000	HDC 16B SBU 1PG21G	D.22	1664970000	ABD-8GR	J.22
1651670000	HDC C-HD-BMO 14.0.37AU	B.98	1651700000	HDC C-HD-BM2.5AU	B.78	1656730000	HDC 16B SBU 2PG21G	D.22	1664980000	ADP-8/3-OR	J.22
1651670000	HDC C-HD-BMO 14.0.37AU	B.100	1651700000	HDC C-HD-BM2.5AU	B.98	1656810000	HDC 40D SBU 2PG21G	D.22	1664990000	ADP-8/3-GR	J.22
1651670000	HDC C-HD-BMO 14.0.37AU	B.104	1651700000	HDC C-HD-BM2.5AU	B.100	1656830000	HDC 40D SBU 1PG29G	D.22	1665000000	ADP-8/4-OR	J.22
1651670000	HDC C-HD-BMO 14.0.37AU	B.106	1651700000	HDC C-HD-BM2.5AU	B.104	1656840000	HDC 40D SBU 2PG29G	D.22	1665010000	ADP-8/4-GR	J.22
1651670000	HDC C-HD-BMO 14.0.37AU	B.114	1651700000	HDC C-HD-BM2.5AU	B.106	1657270000	HDC 16B KBU 1PG21G	D.22	1665020000	ADP-8/6-OR	J.22
1651670000	HDC C-HD-BMO 14.0.37AU	B.120	1651700000	HDC C-HD-BM2.5AU	B.114	1657310000	HDC 40D KBU 1PG21G	D.22	1665030000	ADP-8/6-GR	J.22
1651670000	HDC C-HD-BMO 14.0.37AU	B.124	1651700000	HDC C-HD-BM2.5AU	B.120	1657380000	HDC 16B TSBO 1PG21G	D.24	1665070000	HDC 16A SLU 2PG16G	D.19
1651670000	HDC C-HD-BMO 14.0.37AU	C.21	1651700000	HDC C-HD-BM2.5AU	B.124	1657420000	HDC 40D TSBO 1PG21G	D.24	1665090000	HDC 16A SLU 1PG21G	D.19
1651670000	HDC C-HD-BMO 14.0.37AU	C.22	1651700000	HDC C-HD-BM2.5AU	C.21	1657490000	HDC 16B TOBO 1PG21G	D.24	1665200000	HDC 06B DODL 2BO	B.21
1651670000	HDC C-HD-BMO 14.0.37AU	J.4	1651700000	HDC C-HD-BM2.5AU	C.22	1657550000	HDC 40D TOBO 1PG29G	D.24	1665200000	HDC 06B DODL 2BO	B.35
1651680000	HDC C-HD-BMO 5AU	B.48	1651700000	HDC C-HD-BM2.5AU	J.4	1657640000	HDC 16B SBOB 2PG21G	D.24	1665200000	HDC 06B DODL 2BO	B.69
1651680000	HDC C-HD-BMO 5AU	B.50	1652380000	HDC 07A TOLLU 1PG11G	D.4	1657850000	HDC 16B TSLU 1PG21G	D.23	1665200000	HDC 06B DODL 2BO	B.113
1651680000	HDC C-HD-BMO 5AU	B.52	1652380000	HDC 07A TOLLU 1PG11G	I.5	1657890000	HDC 40D TSLU 1PG21G	D.23	1665200000	HDC 06B DODL 2BO	D.13
1651680000	HDC C-HD-BMO 5AU	B.54	1652380000	HDC 07A TOLLU 1PG11G	I.7	1657910000	HDC 40D TSLU 1PG29G	D.23	1665210000	HDC 06B DMDL 1LB	B.21
1651680000	HDC C-HD-BMO 5AU	B.56	1652400000	HDC 07A TWLU 1PG11G	D.4	1657960000	HDC 16B TOLLU 1PG21G	D.23	1665210000	HDC 06B DMDL 1LB	B.35
1651680000	HDC C-HD-BMO 5AU	B.58	1652410000	HDC 07A ALU	B.49	1658020000	HDC 40D TOLLU 1PG29G	D.23	1665210000	HDC 06B DMDL 1LB	B.69
1651680000	HDC C-HD-BMO 5AU	B.60	1652410000	HDC 07A ALU	B.51	1658110000	HDC 16B SLU 1PG21G	D.23	1665210000	HDC 06B DMDL 1LB	B.113
1651680000	HDC C-HD-BMO 5AU	B.62	1652410000	HDC 07A ALU	D.5	1658120000	HDC 16B SLU 2PG21G	D.23	1665210000	HDC 06B DMDL 1LB	D.12
1651680000	HDC C-HD-BMO 5AU	B.64	1652410000	HDC 07A ALU	I.4	1658320000	HDC 16B SDLU 1PG21G	D.23	1665230000	HDC 10B DODD 4BO	B.23
1651680000	HDC C-HD-BMO 5AU	B.68	1652410000	HDC 07A ALU	I.5	1658330000	HDC 16B SDLU 2PG21G	D.23	1665230000	HDC 10B DODD 4BO	B.37
1651680000	HDC C-HD-BMO 5AU	B.70	1652410000	HDC 07A ALU	I.6	1658410000	HDC 40D SDLU 1PG29G	D.23	1665230000	HDC 10B DODD 4BO	B.71
1651680000	HDC C-HD-BMO 5AU	B.72	1652410000	HDC 07A ALU	I.7				1665230000	HDC 10B DODD 4BO	B.83
1651680000	HDC C-HD-BMO 5AU	B.74	1652420000	HDC 07A AWLU	D.5				1665230000	HDC 10B DODD 4BO	B.115
1651680000	HDC C-HD-BMO 5AU	B.76	1652420000	HDC 07A AWLU	I.5				1665230000	HDC 10B DODD 4BO	D.15
1651680000	HDC C-HD-BMO 5AU	B.78	1652420000	HDC 07A AWLU	1.6	1661230000	HDC 24B TSBU 1PG21G	D.27	1665240000	HDC 10B DMDQ 2OB	B.23
1651680000	HDC C-HD-BMO 5AU	B.98	1652420000	HDC 07A AWLU	I.7	1661230000	HDC 24B TSBU 1PG21G	I.21	1665240000	HDC 10B DMDQ 2OB	B.37
1651680000	HDC C-HD-BMO 5AU	B.100	1652440000	HDC 07A SLU 1PG11S	D.5	1661230000	HDC 24B TSBU 1PG21G	I.23	1665240000	HDC 10B DMDQ 2OB	B.71
1651680000	HDC C-HD-BMO 5AU	B.104	1652460000	HDC 07A KOLLU 1PG11G	D.5	1661240000	HDC 24B TSBU 1PG29G	D.27	1665240000	HDC 10B DMDQ 2OB	B.83
1651680000	HDC C-HD-BMO 5AU	B.106	1652470000	HDC 04A TOLLU 1PG11G	I.6	1661300000	HDC 64D TSBU 1PG21G	D.27	1665240000	HDC 10B DMDQ 2OB	B.115
1651680000	HDC C-HD-BMO 5AU	B.114	1652470000	HDC 04A TOLLU 1PG11G	D.5	1661320000	HDC 64D TSBU 1PG29G	D.27	1665240000	HDC 10B DMDQ 2OB	D.14
1651680000	HDC C-HD-BMO 5AU	B.120	1652470000	HDC 04A TOLLU 1PG11G	I.7	1661370000	HDC 24B TOBU 1PG21G	D.27	1665250000	HDC 10B DMDQ 4BO	B.27
1651680000	HDC C-HD-BMO 5AU	B.124	1652480000	HDC 04A TWLU 1PG11G	D.6	1661370000	HDC 24B TOBU 1PG21G	I.21	1665250000	HDC 10B DMDQ 4BO	D.15
1651680000	HDC C-HD-BMO 5AU	C.21	1652490000	HDC 04A SLU 1PG11G	D.7	1661370000	HDC 24B TOBU 1PG21G	I.23	1665260000	HDC 16B DODD 4BO	B.25
1651680000	HDC C-HD-BMO 5AU	C.22	1652500000	HDC 04A KOLLU 1PG11G	D.7	1661380000	HDC 24B TOBU 1PG29G	D.27	1665260000	HDC 16B DODD 4BO	B.39
1651680000	HDC C-HD-BMO 5AU	J.4	1652520000	HDC 06B TSLU 1PG16G	D.12	1661440000	HDC 64D TOBU 1PG21G	D.27	1665260000	HDC 16B DODD 4BO	B.57
1651690000	HDC C-HD-BMO 75-1.00AU	B.48	1652520000	HDC 06B TSLU 1PG16G	I.9	1661460000	HDC 64D TOBU 1PG29G	D.27	1665260000	HDC 16B DODD 4BO	B.73
1651690000	HDC C-HD-BMO 75-1.00AU	B.50	1652520000	HDC 06B TSLU 1PG16G	I.11	1661510000	HDC 24B SBU 1PG21G	D.28	1665260000	HDC 16B DODD 4BO	B.85
1651690000	HDC C-HD-BMO 75-1.00AU	B.52	1652560000	HDC 16D TSLU 1PG21G	D.12	1661520000	HDC 24B SBU 2PG21G	D.28	1665260000	HDC 16B DODD 4BO	B.91
1651690000	HDC C-HD-BMO 75-1.00AU	B.54	1652560000	HDC 16D TSLU 1PG29G	D.12	1661590000	HDC 64D SBU 2PG21G	D.28	1665260000	HDC 16B DODD 4BO	B.117
1651690000	HDC C-HD-BMO 75-1.00AU	B.56	1652640000	HDC 06B TOLLU 1PG16G	D.12	1661630000	HDC 64D SBU 2PG29G	D.28	1665260000	HDC 16B DODD 4BO	B.119
1651690000	HDC C-HD-BMO 75-1.00AU	B.58	1652640000	HDC 06B TOLLU 1PG16G	I.9	1661720000	HDC 24B KBU 1PG21G	D.28	1665260000	HDC 16B DODD 4BO	B.121
1651690000	HDC C-HD-BMO 75-1.00AU	B.60	1652640000	HDC 06B TOLLU 1PG16G	I.11	1661730000	HDC 24B KBU 1PG29G	D.28	1665260000	HDC 16B DODD 4BO	B.123
1651690000	HDC C-HD-BMO 75-1.00AU	B.62	1652680000	HDC 16D TOLLU 1PG21G	D.12	1661810000	HDC 64D KBU 1PG29G	D.28	1665260000	HDC 16B DODD 4BO	B.125
1651690000	HDC C-HD-BMO 75-1.00AU	B.64	1652700000	HDC 16D TOLLU 1PG29G	D.12	1661860000	HDC 24B TSBO 1PG21G	D.31	1665260000	HDC 16B DODD 4BO	D.22
1651690000	HDC C-HD-BMO 75-1.00AU	B.68	1652750000	HDC 06B SLU 1PG16G	D.13	1661880000	HDC 24B TSBO 1PG29G	D.31	1665270000	HDC 16B DMDQ 2OB	B.25
1651690000	HDC C-HD-BMO 75-1.00AU	B.70	1652780000	HDC 06B SLU 2PG16G	D.13	1661940000	HDC 64D TSBO 1PG21G	D.31	1665270000	HDC 16B DMDQ 2OB	B.39
1651690000	HDC C-HD-BMO 75-1.00AU	B.72	1652840000	HDC 16D SLU 2PG21G	D.13	1661960000	HDC 64D TSBO 1PG29G	D.31	1665270000	HDC 16B DMDQ 2OB	B.41
1651690000	HDC C-HD-BMO 75-1.00AU	B.74	1652980000	HDC 06B SDLU 1PG16G	D.13	1662020000	HDC 24B TOBO 1PG29G	D.31	1665270000	HDC 16B DMDQ 2OB	B.57
1651690000	HDC C-HD-BMO 75-1.00AU	B.76	1652980000	HDC 06B SDLU 2PG16G	D.13	1662100000	HDC 64D TOBO 1PG21G	D.31	1665270000	HDC 16B DMDQ 2OB	B.73
1651690000	HDC C-HD-BMO 75-1.00AU	B.78	1653200000	HDC 06B KLU 1PG16G	D.13	1662100000	HDC 64D TOBO 1PG29G	D.31	1665270000	HDC 16B DMDQ 2OB	B.85
1651690000	HDC C-HD-BMO 75-1.00AU	B.80	1653230000	HDC 16D KLU 1PG21G	D.13	1662180000	HDC 24B SBOB 2PG21G	D.31	1665270000	HDC 16B DMDQ 2OB	B.91
1651690000	HDC C-HD-BMO 75-1.00AU	B.100	1654070000	HDC 10B TSBU 1PG16G	D.14	1662280000	HDC 64D SBOB 1PG29G	D.31	1665270000	HDC 16B DMDQ 2OB	B.117
1651690000	HDC C-HD-BMO 75-1.00AU	B.104	1654070000	HDC 10B TSBU 1PG16G	I.13	1662390000	HDC 24B TSLU 1PG21G	D.29	1665270000	HDC 16B DMDQ 2OB	B.119
1651690000	HDC C-HD-BMO 75-1.00AU	B.106	1654070000	HDC 10B TSBU 1PG16G	I.15	1662410000	HDC 24B TSLU 1PG29G	D.29	1665270000	HDC 16B DMDQ 2OB	B.121
1651690000	HDC C-HD-BMO 75-1.00AU	B.110	1654090000	HDC 10B TSBU 1PG21G	D.14	1662470000	HDC 64D TSLU 1PG21G	D.29	1665270000	HDC 16B DMDQ 2OB	B.123
1651690000	HDC C-HD-BMO 75-1.00AU	B.114	1654150000	HDC 24D TSBU 1PG21G	D.14	1662490000	HDC 64D TSLU 1PG29G	D.29	1665270000	HDC 16B DMDQ 2OB	B.125
1651690000	HDC C-HD-BMO 75-1.00AU	B.124	1654170000	HDC 24D TSBU 1PG29G	D.14	1662540000	HDC 24B TOLLU 1PG21G	D.29	1665270000	HDC 16B DMDQ 2OB	D.21
1651690000	HDC C-HD-BMO 75-1.00AU	C.21	1654220000	HDC 10B TOBU 1PG16G	D.14	1662550000	HDC 24B TOLLU 1PG29G	D.29	1665300000	HDC 16A SDLU 2PG16G	D.19
1651690000	HDC C-HD-BMO 75-1.00AU	C.22	1654220000	HDC 10B TOBU 1PG16G	I.13	1662610000	HDC 64D TOLLU 1PG21G	D.29	1665450000	HDC 16A KLU 1PG16G	D.19
1651690000	HDC C-HD-BMO 75-1.00AU	J.4	1654220000	HDC 10B TOBU 1PG16G	I.15	1					

Order No.	Type	Page
1665740000	HDC 04A DDDL 2B0	B.99
1665740000	HDC 04A DDDL 2B0	D.7
1665750000	HDC 04A DMDL 2B0	B.7
1665750000	HDC 04A DMDL 2B0	B.9
1665750000	HDC 04A DMDL 2B0	B.97
1665750000	HDC 04A DMDL 2B0	B.99
1665750000	HDC 04A DMDL 2B0	D.7
1665760000	HDC 07A DDDL 2B0	B.49
1665760000	HDC 07A DDDL 2B0	B.51
1665760000	HDC 07A DDDL 2B0	D.5
1665770000	HDC 07A DMDL 2B0	B.49
1665770000	HDC 07A DMDL 2B0	B.51
1665770000	HDC 07A DMDL 2B0	D.5
1665790000	HDC 32A TOBU 1PG21G	D.25
1665810000	HDC 32A TOBU 1PG29G	D.25
1665860000	HDC 32A ABU	B.15
1665860000	HDC 32A ABU	B.59
1665860000	HDC 32A ABU	D.25
1665880000	HDC 10A DMDL 2B0	B.11
1665880000	HDC 10A DMDL 2B0	B.53
1665880000	HDC 10A DMDL 2B0	D.11
1665890000	HDC 10A DDDL 1LB	B.11
1665890000	HDC 10A DDDL 1LB	B.53
1665890000	HDC 10A DDDL 1LB	D.10
1665900000	HDC 16A DDDL 1LB	B.13
1665900000	HDC 16A DDDL 1LB	B.55
1665900000	HDC 16A DDDL 1LB	D.19
1665910000	HDC 16A DMDL 2B0	B.13
1665910000	HDC 16A DMDL 2B0	B.55
1665910000	HDC 16A DMDL 2B0	D.20
1665920000	HDC 32A DDDO 4B0	D.25
1665930000	HDC 32A DMDO 2B0	D.25
1665940000	ADS/6-1/9	J.22
1665950000	ADS/6-2/9	J.22
1665980000	HDC 32A SBU 2PG21G	D.25
1666010000	HDC 32A SBU 1PG29G	D.25
1666200000	ADS/6-1/15	J.22
1666210000	ADS/6-2/15	J.22
1666220000	ADS/10-1/25	J.22
1666230000	ADS/10-2/25	J.22
1666270000	HDC 32A TSBO 1PG29G	D.26
1666320000	ADS/16-1/25	J.22
1666330000	ADS/16-2/25	J.22
1666340000	ADS/16-1/37	J.22
1666350000	ADS/16-2/37	J.22
1666440000	HDC 32A ADBO	D.26
1666460000	ADS/16-1/50	J.22
1666550000	HDC 32A SDBO 1PG21G	D.26
1666590000	HDC 32A SDBO 1PG29G	D.26
1666710000	HDC 48A TSLU 1PG29G	D.33
1666730000	HDC 48A TOLU 1PG29G	D.33
1666740000	HDC 48A ALU	B.17
1666740000	HDC 48A ALU	D.33
1666750000	HDC 48A ADLU	B.17
1666750000	HDC 48A ADLU	D.33
1666770000	HDC 48A SLU 1PG29G	D.33
1666810000	HDC 48A SDLU 1PG29G	D.33
1666840000	HDC 32B TSBU 1PG29G	D.34
1666840000	HDC 32B TSBU 1PG29G	I.25
1666870000	HDC 32B TOBU 1PG29G	D.34
1666892000	HDC 32B SBU 2PG29G	D.34
1667120000	HDC 32B TSLU 1PG29G	D.35
1667560000	HDC 48B SDLU 2PG29G	D.37

## 1670000000

1670470000	HDC 48B TSLU 1PG42G	D.37
1670500000	HDC 06B TOLU 1PG13G	D.12
1670530000	HDC 06B TSLU 1PG13G	D.12

## 1680000000

1682260000	HDCC-M3-SM4.OAG	J.5
1682270000	HDCC-M3-BM4.OAG	J.5
1682280000	HDCC-M3-SM6.OAG	J.5
1682290000	HDCC-M3-BM6.OAG	J.5
1682300000	HDCC-M3-SM10.OAG	J.5
1682310000	HDCC-M3-BM10.OAG	J.5

## 1690000000

1698120000	HDCC-M3-SM1.5AG	J.5
1698130000	HDCC-M3-BM1.5AG	J.5
1698140000	HDCC-M3-SM2.5AG	J.5
1698150000	HDCC-M3-BM2.5AG	J.5

## 1710000000

1712460000	HDC-KIT-HE 06.100	I.9
1712510000	HDC-KIT-HE 10.110	I.13
1712520000	HDC-KIT-HE 16.120	I.17
1712530000	HDC-KIT-HE 24.130	I.21
1712540000	HDC-KIT-HE 32.140	I.25
1712550000	HDC-KIT-HE 48.150	I.27
1712560000	HDC-KIT-HA 03.300	I.15
1712570000	HDC-KIT-HA 03.301	I.5
1712580000	HDC-KIT-HA 03.302	I.5
1712590000	HDC-KIT-HA 04.400	I.7
1712600000	HDC-KIT-HA 04.401	I.7

Order No.	Type	Page
1712610000	HDC-KIT-HA 04.402	I.7
1712630000	HDC-KIT-HA 03.404	I.5
1712650000	HDC-KIT-HA 04.406	I.7
1712660000	HDC-KIT-HE 06.100	I.9
1712670000	HDC-KIT-HE 10.110	I.13
1712680000	HDC-KIT-HE 16.121	I.17
1712690000	HDC-KIT-HE 24.131	I.21
1718770000	VG 48-K68	J.40
1718790000	VG 48-MS68	J.42
1719250000	VP 7-K54	J.56
1719260000	VP 48-K54	J.56
1719270000	VP 48-MS65	J.57
1719440000	GWDR PG7-PO	J.52
1719450000	GWDR PG9-PO	J.52
1719460000	GWDR PG11-PO	J.52
1719470000	GWDR PG13.5-PO	J.52
1719480000	GWDR PG16-PO	J.52
1719490000	GWDR PG21-PO	J.52
1719500000	GWDR PG29-PO	J.52
1719510000	GWDR PG36-PO	J.52
1719520000	GWDR PG42-PO	J.52
1719530000	GWDR PG48-PO	J.52
1719540000	GWDR PG7-NP	J.53
1719550000	GWDR PG9-NP	J.53
1719560000	GWDR PG11-NP	J.53
1719570000	GWDR PG13.5-NP	J.53
1719580000	GWDR PG16-NP	J.53
1719590000	GWDR PG21-NP	J.53
1719600000	GWDR PG29-NP	J.53
1719610000	GWDR PG36-NP	J.53
1719620000	GWDR PG42-NP	J.53
1719630000	GWDR PG48-NP	J.53

## 1720000000

1720470000	VG 7-K68 SKS	J.41
1720480000	VG 9-K68 SKS	J.41
1720490000	VG 11-K68 SKS	J.41
1720500000	VG 13.5-K68 SKS	J.41
1720510000	VG 16-K68 SKS	J.41
1720520000	VG 21-K68 SKS	J.41
1724000000	HDC-KIT-HS8 06.500	I.28

## 1730000000

1736230000	GWDR M16-NP	J.53
1736240000	GWDR M20-NP	J.53
1736250000	GWDR M25-NP	J.53
1736260000	GWDR M32-NP	J.53
1736270000	GWDR M40-NP	J.53
1736280000	GWDR M50-NP	J.53
1736290000	GWDR M63-NP	J.53
1737490000	ADAP EX 1/2NPT-M16	J.51
1737500000	ADAP EX M40-M16	J.50
1737540000	ADAP EX M32-M16	J.51
1737550000	ADAP EX M25-M16	J.51
1737560000	ADAP EX M20-M16	J.51
1737600000	ADAP EX 2NPT-M20	J.50
1737630000	ADAP EX 1NPT-M20	J.50
1737640000	ADAP EX 3/4NPT-M20	J.50
1737650000	ADAP EX 1/2NPT-M20	J.50
1737670000	ADAP EX M63-M20	J.51
1737680000	ADAP EX M50-M20	J.51
1737690000	ADAP EX M40-M20	J.51
1737700000	ADAP EX M32-M20	J.51
1737710000	ADAP EX M25-M20	J.51
1737720000	ADAP EX M20-M20	J.51
1737730000	ADAP EX M16-M20	J.51
1737750000	ADAP EX 2 1/2NPT-M25	J.50
1737760000	ADAP EX 2NPT-M25	J.50
1737790000	ADAP EX 1NPT-M25	J.50
1737800000	ADAP EX 3/4NPT-M25	J.50
1737810000	ADAP EX 1/2NPT-M25	J.50
1737830000	ADAP EX M63-M25	J.51
1737850000	ADAP EX M40-M25	J.51
1737860000	ADAP EX M32-M25	J.51
1737880000	ADAP EX M20-M25	J.51
1737890000	ADAP EX 3NPT-M32	J.50
1737910000	ADAP EX 2NPT-M32	J.50
1737950000	ADAP EX 3/4NPT-M32	J.50
1737970000	ADAP EX M63-M32	J.51
1737980000	ADAP EX M50-M32	J.51
1737990000	ADAP EX M40-M32	J.51
1738010000	ADAP EX M25-M32	J.51
1738040000	ADAP EX 2NPT-M40	J.50
1738070000	ADAP EX 1NPT-M40	J.50
1738090000	ADAP EX M63-M40	J.51
1738100000	ADAP EX M50-M40	J.51
1738120000	ADAP EX M32-M40	J.51
1738180000	ADAP EX M75-M50	J.51
1738190000	ADAP EX M63-M50	J.51
1738210000	ADAP EX M40-M50	J.51
1738220000	ADAP EX 3NPT-M63	J.50
1738240000	ADAP EX 2NPT-M63	J.50
1738260000	ADAP EX M75-M63	J.51
1738280000	ADAP EX M50-M63	J.51
1738330000	ADAP EX M63-M75	J.51
1738370000	ADAP EX 1 1/2NPT-1/2NPT	J.50
1738390000	ADAP EX 1NPT-1/2NPT	J.50

Order No.	Type	Page
1738400000	ADAP EX 3/4NPT-1/2NPT	J.50
1738430000	ADAP EX M63-1/2NPT	J.51
1738440000	ADAP EX M50-1/2NPT	J.51
1738450000	ADAP EX M40-1/2NPT	J.51
1738460000	ADAP EX M32-1/2NPT	J.51
1738480000	ADAP EX M20-1/2NPT	J.51
1738530000	ADAP EX 1 1/2NPT-3/4NPT	J.50
1738550000	ADAP EX 1NPT-3/4NPT	J.50
1738570000	ADAP EX 1/2NPT-3/4NPT	J.50
1738610000	ADAP EX M40-3/4NPT	J.51
1738630000	ADAP EX M25-3/4NPT	J.51
1738640000	ADAP EX M20-3/4NPT	J.51
1738680000	ADAP EX 1 1/2NPT-1NPT	J.50
1738690000	ADAP EX 1 1/4NPT-1NPT	J.50
1738720000	ADAP EX M63-1NPT	J.51
1738730000	ADAP EX M50-1NPT	J.51
1738740000	ADAP EX M40-1NPT	J.51
1738750000	ADAP EX M32-1NPT	J.51
1738760000	ADAP EX M25-1NPT	J.51
1738790000	ADAP EX 2NPT-1 1/4NPT	J.50
1738840000	ADAP EX M40-1 1/4NPT	J.51
1738850000	ADAP EX M50-1 1/4NPT	J.51
1738870000	ADAP EX M63-2 1/4NPT	J.51
17388910000	ADAP EX 1 1/2-1 1/2NPT	J.50
1738930000	ADAP EX M75-1 1/2NPT	J.51
1738940000	ADAP EX M60-1 1/2NPT	J.51
1739010000	ADAP EX M75-2NPT	J.51
1739070000	ADAP EX M75-2 1/2NPT	J.51
1739080000	ADAP EX M63-2 1/2NPT	J.51
1739110000	ADAP EX M75-3NPT	J.51

## 1740000000

1745760000	HDC HE 6 FT	B.20
1745770000	HDC HE 10 FT	B.22
1745780000	HDC HE 16 FT	B.24
1745790000	HDC HE 16 FT	B.28
1745790000	HDC HE 24 FT	B.26
1745790000	HDC HE 24 FT	B.30
1745800000	HDC HE 16 FT 17-32	B.28
1745810000	HDC HE 24 FT 25-48	B.30
1745820000	HDC HE 6 MT	B.20
1745830000	HDC HE 10 MT	B.22
1745840000	HDC HE 16 MT	B.24
1745840000	HDC HE 16 MT	B.28
1745850000	HDC HE 24 MT	B.26
1745850000	HDC HE 24 MT	B.30
1745860000	HDC HE 16 MT 17-32	B.28
1745870000	HDC HE 24 MT 25-48	B.30
1746170000	HDC 10A TOLU 2PG11G	D.10

## 1770000000

1772200000	VG M12 - MS 68	J.42
1772210000	VG M16 - MS 68	J.42
1772220000	VG M20 - MS 68	I.4
1772220000	VG M20 - MS 68	I.6
1772220000	VG M20 - MS 68	I.8
1772220000	VG M20 - MS 68	I.10
1772220000	VG M20 - MS 68	J.42
1772230000	VG M25 - MS 68	I.12
1772230000	VG M25 - MS 68	I.14
1772230000	VG M25 - MS 68	I.16
1772230000	VG M25 - MS 68	I.18
1772230000	VG M25 - MS 68	J.42
1772240000	VG M32 - MS 68	I.20
1772240000	VG M32 - MS 68	I.22
1772240000	VG M32 - MS 68	I.24
1772240000	VG M32 - MS 68	J.42
1772250000	VG M40 - MS 68	I.26
1772250000	VG M40 - MS 68	I.28
1772260000	VG M50 - MS 68	J.42
1772270000	VG M63 - MS 68	J.42
1772280000	VG M12-1/K68	J.40
1772290000	VG M16 - K 68	J.40
1772300000	VG M20-1/K68	I.4
1772300000	VG M20-1/K68	I.6
1772300000	VG M20-1/K68	J.40
1772310000	VG M25 - K 68	J.40
1772320000	VG M32 - K 68	J.40
1772330000	VG M40 - K 68	J.40
1772340000	VG M50 - K 68	J.40
1772350000	VG M63-1/K68	I.4
1773630000	HDC-C-HD-S-LWL1.0POF	J.8
1773640000	HDC-C-HD-B-LWL1.0POF	J.8
1776700000	VG M12-K68 SKS	J.41
1776710000	VG M16-K68 SKS	J.41
1776720000	VG M20-K68 SKS 10-14	J.41
1776730000	VG M25-K68 SKS	J.41
1776900000	VP M25 K54	

Order No.	Type	Page	Order No.	Type	Page	Order No.	Type	Page	Order No.	Type	Page
1787010000	HDC 40D TSBU 1M25G	B.57	1787230000	HDC 24D TSBU 1M32G	B.83	1787640000	HDC 10B SBU 2M20G	B.83	1788060000	HDC 32A SDBO 2M25G	D.26
1787010000	HDC 40D TSBU 1M25G	B.73	1787230000	HDC 24D TSBU 1M32G	B.115	1787640000	HDC 10B SBU 2M20G	B.115	1788070000	HDC 32A KBU 1M32G	B.15
1787010000	HDC 40D TSBU 1M25G	B.85	1787230000	HDC 24D TSBU 1M32G	D.14	1787640000	HDC 10B SBU 2M20G	D.15	1788070000	HDC 32A KBU 1M32G	B.59
1787010000	HDC 40D TSBU 1M25G	B.85	1787240000	HDC 24D TSBU 1M25G	B.23	1787650000	HDC 10B SBU 2M25G	D.16	1788070000	HDC 32A KBU 1M32G	D.25
1787010000	HDC 40D TSBU 1M25G	B.117	1787240000	HDC 24D TSBU 1M25G	B.37	1787660000	HDC 10B SBU 2M20G	D.16	1788080000	HDC 32A KBU 1M25G	B.15
1787010000	HDC 40D TSBU 1M25G	B.119	1787240000	HDC 24D TSBU 1M25G	B.71	1787670000	HDC 10B SDBO 2M25G	D.17	1788080000	HDC 32A KBU 1M25G	B.59
1787010000	HDC 40D TSBU 1M25G	B.121	1787240000	HDC 24D TSBU 1M25G	B.83	1787680000	HDC 10B SDBO 2M20G	D.17	1788080000	HDC 32A KBU 1M25G	D.25
1787010000	HDC 40D TSBU 1M25G	B.123	1787240000	HDC 24D TSBU 1M25G	B.115	1787700000	HDC 10B SDBU 2M20G	D.16	1788090000	HDC 06B TSBU 1M25G	B.21
1787010000	HDC 40D TSBU 1M25G	B.125	1787240000	HDC 24D TSBU 1M25G	D.14	1787720000	HDC 10B KBU 1M20G	B.23	1788090000	HDC 06B TSBU 1M25G	B.35
1787010000	HDC 40D TSBU 1M25G	D.21	1787250000	HDC 24D TSBO 1M32G	D.17	1787720000	HDC 10B KBU 1M20G	B.37	1788090000	HDC 06B TSBU 1M25G	B.69
1787020000	HDC 40D TSBO 1M32G	D.24	1787260000	HDC 24D TSBO 1M25G	D.17	1787720000	HDC 10B KBU 1M20G	B.71	1788090000	HDC 06B TSBU 1M25G	D.12
1787030000	HDC 40D TSBO 1M25G	D.24	1787270000	HDC 24D TSBU 1M32G	D.16	1787720000	HDC 10B KBU 1M20G	B.83	1788100000	HDC 06B TSBU 1M20G	B.21
1787040000	HDC 40D TSBU 1M32G	D.23	1787280000	HDC 24D TSBU 1M25G	D.16	1787720000	HDC 10B KBU 1M20G	B.115	1788100000	HDC 06B TSBU 1M20G	B.35
1787050000	HDC 40D TSBU 1M25G	D.23	1787290000	HDC 24D TSBU 1M32G	B.23	1787720000	HDC 10B KBU 1M20G	D.15	1788100000	HDC 06B TSBU 1M20G	B.69
1787060000	HDC 40D TSBU 1M32G	B.25	1787290000	HDC 24D TSBU 1M32G	B.37	1787300000	HDC 10B KLU 1M25G	D.16	1788100000	HDC 06B TSBU 1M20G	D.12
1787060000	HDC 40D TSBU 1M32G	B.39	1787290000	HDC 24D TSBU 1M32G	B.71	1787400000	HDC 10B KLU 1M20G	D.16	1788100000	HDC 06B TSBU 1M20G	B.12
1787060000	HDC 40D TSBU 1M32G	B.51	1787290000	HDC 24D TSBU 1M32G	B.83	1787500000	HDC 24B TSBU 1M32G	B.27	1788100000	HDC 06B TSBU 1M20G	B.12
1787060000	HDC 40D TSBU 1M32G	B.85	1787290000	HDC 24D TSBU 1M32G	B.115	1787500000	HDC 24B TSBU 1M32G	B.43	1788100000	HDC 06B TSBU 1M20G	D.10
1787060000	HDC 40D TSBU 1M32G	B.73	1787290000	HDC 24D TSBU 1M32G	D.14	1787500000	HDC 24B TSBU 1M32G	B.61	1788100000	HDC 06B TSBU 1M25G	B.35
1787060000	HDC 40D TSBU 1M32G	B.85	1787300000	HDC 24D TSBU 1M25G	B.23	1787500000	HDC 24B TSBU 1M32G	B.75	1788100000	HDC 06B TSBU 1M25G	B.69
1787060000	HDC 40D TSBU 1M32G	B.91	1787300000	HDC 24D TSBU 1M25G	B.37	1787500000	HDC 24B TSBU 1M32G	B.87	1788100000	HDC 06B TSBU 1M25G	D.12
1787060000	HDC 40D TSBU 1M32G	B.119	1787300000	HDC 24D TSBU 1M25G	B.71	1787500000	HDC 24B TSBU 1M32G	B.127	1788100000	HDC 06B TSBU 1M20G	B.21
1787060000	HDC 40D TSBU 1M32G	B.119	1787300000	HDC 24D TSBU 1M25G	B.83	1787500000	HDC 24B TSBU 1M32G	B.129	1788120000	HDC 06B TSBU 1M20G	B.35
1787060000	HDC 40D TSBU 1M32G	B.121	1787300000	HDC 24D TSBU 1M25G	B.115	1787500000	HDC 24B TSBU 1M32G	B.131	1788120000	HDC 06B TSBU 1M20G	B.69
1787060000	HDC 40D TSBU 1M32G	B.123	1787300000	HDC 24D TSBU 1M25G	D.14	1787500000	HDC 24B TSBU 1M32G	D.27	1788120000	HDC 06B TSBU 1M20G	D.12
1787060000	HDC 40D TSBU 1M32G	B.125	1787300000	HDC 24D TSBU 1M25G	D.16	1787500000	HDC 24B TSBU 1M32G	1.20	1788120000	HDC 06B TSBU 1M20G	1.8
1787060000	HDC 40D TSBU 1M32G	D.21	1787340000	HDC 24D TSBU 1M25G	D.16	1787500000	HDC 24B TSBU 1M32G	1.22	1788120000	HDC 06B TSBU 1M20G	1.10
1787070000	HDC 40D TSBU 1M25G	B.25	1787350000	HDC 24D SBU 2M25G	D.15	1787600000	HDC 24B TSBU 1M25G	B.27	1788130000	HDC 06B TSBU 1M25G	B.21
1787070000	HDC 40D TSBU 1M25G	B.39	1787360000	HDC 24D SBU 2M32G	D.15	1787600000	HDC 24B TSBU 1M25G	B.43	1788130000	HDC 06B TSBU 1M25G	B.35
1787070000	HDC 40D TSBU 1M25G	B.41	1787370000	HDC 24D SBU 2M32G	D.16	1787600000	HDC 24B TSBU 1M25G	B.61	1788130000	HDC 06B TSBU 1M25G	B.69
1787070000	HDC 40D TSBU 1M25G	B.57	1787400000	HDC 24D SDBO 2M25G	D.17	1787600000	HDC 24B TSBU 1M25G	B.75	1788130000	HDC 06B TSBU 1M25G	D.13
1787070000	HDC 40D TSBU 1M25G	B.73	1787410000	HDC 24D SDBU 2M32G	D.16	1787600000	HDC 24B TSBU 1M25G	B.87	1788140000	HDC 06B TSBU 1M20G	B.35
1787070000	HDC 40D TSBU 1M25G	B.85	1787420000	HDC 24D SDBU 2M25G	D.16	1787600000	HDC 24B TSBU 1M25G	B.127	1788140000	HDC 06B TSBU 1M20G	B.69
1787070000	HDC 40D TSBU 1M25G	B.91	1787450000	HDC 24D KLU 1M32G	D.16	1787600000	HDC 24B TSBU 1M25G	B.129	1788140000	HDC 06B TSBU 1M20G	D.13
1787070000	HDC 40D TSBU 1M25G	B.117	1787460000	HDC 24D KLU 1M25G	D.16	1787600000	HDC 24B TSBU 1M25G	B.131	1788140000	HDC 06B TSBU 1M20G	D.13
1787070000	HDC 40D TSBU 1M25G	B.119	1787470000	HDC 16D TSBU 1M32G	B.113	1787600000	HDC 24B TSBU 1M25G	D.27	1788160000	HDC 06B TSBU 1M25G	B.21
1787070000	HDC 40D TSBU 1M25G	B.121	1787470000	HDC 16D TSBU 1M32G	D.12	1787700000	HDC 24B TSBU 1M32G	D.31	1788160000	HDC 06B TSBU 1M25G	B.35
1787070000	HDC 40D TSBU 1M25G	B.123	1787480000	HDC 16D TSBU 1M25G	B.21	1787700000	HDC 24B TSBU 1M25G	D.31	1788160000	HDC 06B TSBU 1M25G	B.69
1787070000	HDC 40D TSBU 1M25G	B.125	1787480000	HDC 16D TSBU 1M25G	B.35	1787700000	HDC 24B TSBU 1M25G	D.29	1788160000	HDC 06B TSBU 1M25G	D.13
1787070000	HDC 40D TSBU 1M25G	D.21	1787480000	HDC 16D TSBU 1M25G	B.69	1787800000	HDC 24B TSBU 1M25G	D.29	1788170000	HDC 06B TSBU 1M25G	D.24
1787100000	HDC 40D TSBU 1M32G	D.23	1787480000	HDC 16D TSBU 1M25G	B.113	1787800000	HDC 24B TSBU 1M25G	D.27	1788170000	HDC 06B TSBU 1M20G	B.35
1787100000	HDC 40D SBU 2M32G	B.25	1787480000	HDC 16D TSBU 1M25G	D.12	1787800000	HDC 24B TSBU 1M32G	B.43	1788170000	HDC 06B TSBU 1M20G	B.69
1787100000	HDC 40D SBU 2M32G	B.39	1787490000	HDC 16D TSBU 1M32G	B.21	1787800000	HDC 24B TSBU 1M32G	B.61	1788170000	HDC 06B TSBU 1M20G	D.13
1787100000	HDC 40D SBU 2M32G	B.41	1787490000	HDC 16D TSBU 1M32G	B.35	1787800000	HDC 24B TSBU 1M32G	B.75	1788180000	HDC 16B TSBU 1M25G	B.25
1787100000	HDC 40D SBU 2M32G	B.57	1787490000	HDC 16D TSBU 1M32G	B.69	1787800000	HDC 24B TSBU 1M32G	B.87	1788180000	HDC 16B TSBU 1M25G	B.35
1787100000	HDC 40D SBU 2M32G	B.73	1787490000	HDC 16D TSBU 1M32G	B.113	1787800000	HDC 24B TSBU 1M32G	B.127	1788180000	HDC 16B TSBU 1M25G	B.41
1787100000	HDC 40D SBU 2M32G	B.85	1787490000	HDC 16D TSBU 1M32G	D.12	1787800000	HDC 24B TSBU 1M32G	B.129	1788180000	HDC 16B TSBU 1M25G	B.57
1787100000	HDC 40D SBU 2M32G	B.91	1787500000	HDC 16D TSBU 1M25G	B.21	1787800000	HDC 24B TSBU 1M32G	B.131	1788180000	HDC 16B TSBU 1M25G	B.73
1787100000	HDC 40D SBU 2M32G	B.117	1787500000	HDC 16D TSBU 1M25G	B.35	1787800000	HDC 24B TSBU 1M32G	D.27	1788180000	HDC 16B TSBU 1M25G	B.85
1787100000	HDC 40D SBU 2M32G	B.119	1787500000	HDC 16D TSBU 1M25G	B.69	1787800000	HDC 24B TSBU 1M32G	1.20	1788180000	HDC 16B TSBU 1M25G	B.91
1787100000	HDC 40D SBU 2M32G	B.121	1787500000	HDC 16D TSBU 1M25G	B.113	1787800000	HDC 24B TSBU 1M32G	1.22	1788180000	HDC 16B TSBU 1M25G	B.117
1787100000	HDC 40D SBU 2M32G	B.123	1787500000	HDC 16D TSBU 1M25G	D.12	1787800000	HDC 24B TSBU 1M32G	B.27	1788180000	HDC 16B TSBU 1M25G	B.119
1787100000	HDC 40D SBU 2M32G	B.125	1787510000	HDC 16D SBU 2M32G	B.113	1787820000	HDC 24B TSBU 1M25G	B.43	1788180000	HDC 16B TSBU 1M25G	B.121
1787100000	HDC 40D SBU 2M32G	D.22	1787510000	HDC 16D SBU 2M32G	D.13	1787820000	HDC 24B TSBU 1M25G	B.61	1788180000	HDC 16B TSBU 1M25G	B.123
1787120000	HDC 40D SBU 2M25G	B.25	1787520000	HDC 16D SBU 2M25G	B.113	1787820000	HDC 24B TSBU 1M25G	B.75	1788180000	HDC 16B TSBU 1M25G	B.125
1787120000	HDC 40D SBU 2M25G	B.39	1787520000	HDC 16D SBU 2M25G	D.13	1787820000	HDC 24B TSBU 1M25G	B.87	1788180000	HDC 16B TSBU 1M25G	D.21
1787120000	HDC 40D SBU 2M25G	B.41	1787540000	HDC 16D SDBU 2M25G	B.113	1787820000	HDC 24B TSBU 1M25G	B.127	1788180000	HDC 16B TSBU 1M25G	1.16
1787120000	HDC 40D SBU 2M25G	B.57	1787540000	HDC 16D SDBU 2M25G	D.13	1787820000	HDC 24B TSBU 1M25G	B.129	1788180000	HDC 16B TSBU 1M25G	1.18
1787120000	HDC 40D SBU 2M25G	B.73	1787550000	HDC 10B TSBU 1M25G	B.23	1787820000	HDC 24B TSBU 1M25G	B.131	1788190000	HDC 16B TSBU 1M25G	D.24
1787120000	HDC 40D SBU 2M25G	B.85	1787550000	HDC 10B TSBU 1M25G	B.37	1787820000	HDC 24B TSBU 1M25G	D.27	1788200000	HDC 16B TSBU 1M25G	D.23
1787120000	HDC 40D SBU 2M25G	B.91	1787550000	HDC 10B TSBU 1M25G	B.71	1787830000	HDC 24B TSBU 1M32G	D.31	1788210000	HDC 16B TSBU 1M25G	B.25
1787120000	HDC 40D SBU 2M25G	B.117	1787550000	HDC 10B TSBU 1M25G	B.83	1787850000	HDC 24B TSBU 1M32G	D.29	1788210000	HDC 16B TSBU 1M25G	B.39
1787120000	HDC 40D SBU 2M25G	B.119	1787550000	HDC 10B TSBU 1M25G	B.115	1787860000	HDC 24B TSBU 1M25G	D.29	1788210000	HDC 16B TSBU 1M25G	B.69
1787120000	HDC 40D SBU 2M25G	B.121	1787550000	HDC 10B TSBU 1M25G	D.14	1787870000	HDC 24B TSBU 1M25G	B.27	1788210000	HDC 16B TSBU 1M25G	D.24
1787120000	HDC 40D SBU 2M25G	B.123	1787550000	HDC 10B TSBU 1M25G	1.12	1787870000	HDC 24B TSBU 1M25G	B.43	1788210000	HDC 16B TSBU 1M25G	B.73
1787120000	HDC 40D SBU 2M25G	B.125	1787550000	HDC 10B TSBU 1M25G	1.14	1787870000	HDC 24B TSBU 1M25G	B.61	1788210000	HDC 16B TSBU 1M25G	B.85
1787120000	HDC 40D SBU 2M25G	D.22	1787560000	HDC 10B TSBU 1M20G	B.23	1787870000	HDC 24B TSBU 1M25G	B.75	1788210000	HDC 16B TSBU 1M25G	B.91
1787170000	HDC 40D SDBU 2M32G	D.23	1787560000	HDC 10B TSBU 1M20G	B.37	1787870000	HDC 24B TSBU 1M25G	B.87	1788210000	HDC 16B TSBU 1M25G	B.117
1787180000	HDC 40D SDBU 2M25G	D.23	1787560000	HDC 10B TSBU 1M20G	B.71	1787870000	HDC 24B TSBU 1M25G	B.127	1788210000	HDC 16B TSBU 1M25G	B.119
1787190000	HDC 40D KBU 1M32G	B.25	1787560000	HDC 10B TSBU 1M20G	B.83	1787870000	HDC 24B TSBU 1M25G	B.129	1788210000	HDC 16B TSBU 1M25G	B.121
1787190000	HDC 40D KBU 1M32G	B.39	1787560000	HDC 10B TSBU 1M20G	B.115	1787870000	HDC 24B TSBU 1M25G	B.131	1788210000	HDC 16B TSBU 1M25G	B.123
1787190000	HDC 40D KBU 1M32G	B.51	1787560000	HDC 10B TSBU 1M20G	D.14	1787870000	HDC 24B TSBU 1M25G	D.28	1788		



Order No.	Type	Page
1788310000	HDC 48B TSLU 1M40G	B.65
1788310000	HDC 48B TSLU 1M40G	B.79
1788310000	HDC 48B TSLU 1M40G	D.37
1788310000	HDC 48B TSLU 1M40G	1.26
1788320000	HDC 48B TSLU 1M32G	B.61
1788320000	HDC 48B TSLU 1M32G	B.35
1788320000	HDC 48B TSLU 1M32G	B.79
1788320000	HDC 48B TSLU 1M32G	D.37
1788330000	HDC 48B TOLU 1M50G	B.31
1788330000	HDC 48B TOLU 1M50G	B.65
1788330000	HDC 48B TOLU 1M50G	B.79
1788330000	HDC 48B TOLU 1M50G	D.37
1788340000	HDC 48B TOLU 1M40G	B.31
1788350000	HDC 48B TOLU 1M32G	B.37
1788350000	HDC 48B TOLU 1M32G	B.65
1788350000	HDC 48B TOLU 1M32G	B.79
1788350000	HDC 48B TOLU 1M32G	D.37
1788360000	HDC 48B TOLU 1M40G	B.31
1788360000	HDC 48B TOLU 1M40G	B.65
1788360000	HDC 48B TOLU 1M40G	B.79
1788360000	HDC 48B TOLU 1M40G	D.37
1788370000	HDC 48B SLU 2M32G	B.31
1788370000	HDC 48B SLU 2M32G	B.65
1788370000	HDC 48B SLU 2M32G	B.79
1788370000	HDC 48B SLU 2M32G	D.37
1788390000	HDC 48B SDBU 1M32G	B.31
1788390000	HDC 48B SDBU 1M32G	B.65
1788390000	HDC 48B SDBU 1M32G	B.79
1788390000	HDC 48B SDBU 1M32G	D.37
1788400000	HDC 32B TSBU 1M32G	D.34
1788400000	HDC 32B TSBU 1M32G	1.24
1788410000	HDC 32B TSBU 1M32G	D.36
1788420000	HDC 32B TSLU 1M32G	B.29
1788420000	HDC 32B TSLU 1M32G	B.45
1788420000	HDC 32B TSLU 1M32G	B.63
1788420000	HDC 32B TSLU 1M32G	B.77
1788420000	HDC 32B TSLU 1M32G	B.93
1788420000	HDC 32B TSLU 1M32G	D.35
1788430000	HDC 32B TOLU 1M32G	B.31
1788430000	HDC 32B TOLU 1M32G	B.65
1788430000	HDC 32B TOLU 1M32G	B.79
1788430000	HDC 32B TOLU 1M32G	D.37
1788440000	HDC 32B SBU 2M32G	D.34
1788440000	HDC 32B SBU 2M32G	B.29
1788440000	HDC 32B SBU 2M32G	B.45
1788440000	HDC 32B SBU 2M32G	B.63
1788440000	HDC 32B SBU 2M32G	B.77
1788440000	HDC 32B SBU 2M32G	B.93
1788440000	HDC 32B SBU 2M32G	D.35
1788490000	HDC 32B SDLU 2M32G	B.29
1788490000	HDC 32B SDLU 2M32G	B.45
1788490000	HDC 32B SDLU 2M32G	B.63
1788490000	HDC 32B SDLU 2M32G	B.77
1788490000	HDC 32B SDLU 2M32G	B.93
1788490000	HDC 32B SDLU 2M32G	D.35
1788500000	HDC 32B KLU 1M32G	B.29
1788500000	HDC 32B KLU 1M32G	B.45
1788500000	HDC 32B KLU 1M32G	B.63
1788500000	HDC 32B KLU 1M32G	B.77
1788500000	HDC 32B KLU 1M32G	B.93
1788500000	HDC 32B KLU 1M32G	D.35
1788510000	HDC 07A TWLU 1M20G	B.49
1788510000	HDC 07A TWLU 1M20G	B.51
1788510000	HDC 07A TWLU 1M20G	D.4
1788520000	HDC 07A TOLU 1M20G	B.49
1788520000	HDC 07A TOLU 1M20G	B.51
1788520000	HDC 07A TOLU 1M20G	D.4
1788520000	HDC 07A TOLU 1M20G	1.4
1788520000	HDC 07A TOLU 1M20G	1.6
1788530000	HDC 07A SLU 1M20G	B.49
1788530000	HDC 07A SLU 1M20G	B.51
1788530000	HDC 07A SLU 1M20G	D.5
1788540000	HDC 07A KOLU 1M20G	B.49
1788540000	HDC 07A KOLU 1M20G	B.51
1788540000	HDC 07A KOLU 1M20G	D.5
1788550000	HDC 48A TSLU 1M32G	B.17
1788550000	HDC 48A TSLU 1M32G	D.33
1788560000	HDC 48A TOLU 1M32G	B.17
1788560000	HDC 48A TOLU 1M32G	D.33
1788570000	HDC 48A SLU 2M32G	B.17
1788570000	HDC 48A SLU 2M32G	D.33
1788610000	HDC 10A TOLU 1M25G	B.11
1788610000	HDC 10A TOLU 1M25G	B.53
1788610000	HDC 10A TOLU 1M25G	D.10
1788620000	HDC 10A TOLU 1M20G	B.11
1788620000	HDC 10A TOLU 1M20G	B.53
1788620000	HDC 10A TOLU 1M20G	D.10
1788630000	HDC 10A SLU 2M25G	B.11
1788630000	HDC 10A SLU 2M25G	B.53
1788630000	HDC 10A SLU 2M25G	D.11
1788640000	HDC 10A SLU 2M20G	B.11
1788640000	HDC 10A SLU 2M20G	B.53
1788640000	HDC 10A SLU 2M20G	D.11
1788650000	HDC 10A SDLU 2M25G	B.11
1788650000	HDC 10A SDLU 2M25G	B.53
1788650000	HDC 10A SDLU 2M25G	D.11
1788660000	HDC 10A SDLU 2M20G	B.11
1788660000	HDC 10A SDLU 2M20G	B.53
1788660000	HDC 10A SDLU 2M20G	D.11
1788670000	HDC 10A KLU 1M25G	B.11
1788670000	HDC 10A KLU 1M25G	B.53

Order No.	Type	Page
1788670000	HDC 10A KLU 1M25G	D.11
1788680000	HDC 25A TSLU 1M20G	B.13
1788680000	HDC 25A TSLU 1M20G	B.55
1788680000	HDC 25A TSLU 1M20G	D.19
1788690000	HDC 25A TSLU 1M25G	B.13
1788690000	HDC 25A TSLU 1M25G	B.55
1788690000	HDC 25A TSLU 1M25G	D.19
1788700000	HDC 25A TOLU 1M25G	B.13
1788700000	HDC 25A TOLU 1M25G	B.55
1788700000	HDC 25A TOLU 1M25G	D.19
1788710000	HDC 25A TOLU 1M20G	B.13
1788710000	HDC 25A TOLU 1M20G	B.55
1788710000	HDC 25A TOLU 1M20G	D.19
1788720000	HDC 25A TOLU 1M20G	B.13
1788720000	HDC 25A TOLU 1M20G	B.55
1788720000	HDC 25A TOLU 1M20G	D.19
1788730000	HDC 25A TOLU 1M20G	B.13
1788730000	HDC 25A TOLU 1M20G	B.55
1788730000	HDC 25A TOLU 1M20G	D.19
1788740000	HDC 16A TSLU 1M25G	B.13
1788740000	HDC 16A TSLU 1M25G	B.55
1788740000	HDC 16A TSLU 1M25G	D.19
1788750000	HDC 16A TOLU 1M25G	B.13
1788750000	HDC 16A TOLU 1M25G	B.55
1788750000	HDC 16A TOLU 1M25G	D.19
1788760000	HDC 16A SLU 2M25G	B.13
1788760000	HDC 16A SLU 2M25G	B.55
1788760000	HDC 16A SLU 2M25G	D.19
1788770000	HDC 16A SLU 2M20G	B.13
1788770000	HDC 16A SLU 2M20G	B.55
1788770000	HDC 16A SLU 2M20G	D.19
1788780000	HDC 16A SDLU 2M25G	B.13
1788780000	HDC 16A SDLU 2M25G	B.55
1788780000	HDC 16A SDLU 2M25G	D.19
1788790000	HDC 16A SDLU 2M20G	B.13
1788790000	HDC 16A SDLU 2M20G	B.55
1788790000	HDC 16A SDLU 2M20G	D.19
1788800000	HDC 16A KLU 1M25G	B.13
1788800000	HDC 16A KLU 1M25G	B.55
1788800000	HDC 16A KLU 1M25G	D.19
1788810000	HDC 04A TWLU 1M20G	D.7
1788810000	HDC 04A TWLU 1M20G	B.9
1788810000	HDC 04A TWLU 1M20G	B.97
1788810000	HDC 04A TWLU 1M20G	B.99
1788810000	HDC 04A TWLU 1M20G	D.6
1788820000	HDC 04A TOLU 1M20G	B.7
1788820000	HDC 04A TOLU 1M20G	B.9
1788820000	HDC 04A TOLU 1M20G	B.97
1788820000	HDC 04A TOLU 1M20G	B.99
1788820000	HDC 04A TOLU 1M20G	D.6
1788830000	HDC 04A SLU 1M20G	B.7
1788830000	HDC 04A SLU 1M20G	B.9
1788830000	HDC 04A SLU 1M20G	B.97
1788830000	HDC 04A SLU 1M20G	B.99
1788830000	HDC 04A SLU 1M20G	D.7
1788840000	HDC 04A KOLU 1M20G	B.7
1788840000	HDC 04A KOLU 1M20G	B.9
1788840000	HDC 04A KOLU 1M20G	B.97
1788840000	HDC 04A KOLU 1M20G	B.99
1788840000	HDC 04A KOLU 1M20G	D.7
1788850000	HDC 15A TSLU 1M25G	B.11
1788850000	HDC 15A TSLU 1M25G	B.53
1788850000	HDC 15A TSLU 1M25G	D.10
1788860000	HDC 15A TOLU 1M20G	B.11
1788860000	HDC 15A TOLU 1M20G	B.53
1788860000	HDC 15A TOLU 1M20G	D.10
1788880000	HDC 15A TSLU 1M20G	B.11
1788880000	HDC 15A TSLU 1M20G	D.10
1788980000	HDC S4 BAS	B.112
1788990000	HDC S4 SAS	B.112

## 1790000000

1790000000	HDC S6 12 SAS	B.122
1790010000	HDC S6 12 BAS	B.122
1790020000	HDC S6 6 BAS	B.128
1790030000	HDC S6 6 SAS	B.128
1799810000	HDC 48B SDLU 1P629G	D.37

## 1800000000

1802360000	HDC-KIT-HE 48.150 M	1.26
1802370000	HDC-KIT-HE 32.140 M	1.24
1802380000	HDC-KIT-HE 24.130 M	1.20
1802390000	HDC-KIT-HE 16.121 M	1.16
1802400000	HDC-KIT-HE 16.120 M	1.16
1802410000	HDC-KIT-HE 10.111 M	1.12
1802420000	HDC-KIT-HE 10.110 M	1.12
1802430000	HDC-KIT-HA 04.401 M	1.6
1802440000	HDC-KIT-HA 04.400 M	1.6
1802450000	HDC-KIT-HA 03.302 M	1.4
1802460000	HDC-KIT-HA 03.301 M	1.4
1802470000	HDC-KIT-HA 03.300 M	1.4
1802480000	HDC-KIT-HE 24.131 M	1.20
1802700000	HDC KIT HA 04.402 M	1.6
1802720000	HDC KIT HA 04.406 M	1.6
1802730000	HDC KIT HE 06.100 M	1.8
1802740000	HDC KIT HE 06.101 M	1.8
1804610000	HDC 64D TSLU 1M40G	D.29
1804630000	HDC 16B TOLU 1M32G	D.23
1804640000	HDC 16B TOLU 1M32G	D.23
1804650000	HDC 40D TSLU 1M40G	D.23
1804660000	HDC 40D SLU 2M32G	D.23
1809620000	HDC 16B TSBU 1M40G	D.21
1809630000	HDC 64D TSBU 1M40G	D.27

Order No.	Type	Page
1820000000		
1826770000	HDC HEE 46 MC	B.42
1826780000	HDC HEE 46 FC	B.42
1826790000	HDC HEE 32 MC	B.38
1826790000	HDC HEE 32 MC	B.44
1826800000	HDC HEE 32 FC	B.38
1826800000	HDC HEE 32 FC	B.44
1826810000	HDC HEE 18 MC	B.36
1826820000	HDC HEE 18 FC	B.36
1826830000	HDC HEE 10 MC	B.34
1826840000	HDC HEE 10 FC	B.34
1827160000	HDC HB 24 TEK TSS 1xM50G	F.9
1827170000	HDC HB 24 TEK TOS 1xM50G	F.9
1827470000	HDC HB 24 TEK AS M4	F.9

1855680000	HDC-HB10 AVWL FD	J.23
------------	------------------	------

Order No.	Type	Page
1860000000		
1866710000	REMOVAL TOOL CM 3	J.5
1866710000	REMOVAL TOOL CM 3	J.35
1866730000	REMOVAL TOOL HD	B.48
1866730000	REMOVAL TOOL HD	B.50
1866730000	REMOVAL TOOL HD	B.52
1866730000	REMOVAL TOOL HD	B.54
1866730000	REMOVAL TOOL HD	B.56
1866730000	REMOVAL TOOL HD	B.58
1866730000	REMOVAL TOOL HD	B.60
1866730000	REMOVAL TOOL HD	B.62
1866730000	REMOVAL TOOL HD	B.64
1866730000	REMOVAL TOOL HD	B.68
1866730000	REMOVAL TOOL HD	B.70
1866730000	REMOVAL TOOL HD	B.72
1866730000	REMOVAL TOOL HD	B.74
1866730000	REMOVAL TOOL HD	B.76
1866730000	REMOVAL TOOL HD	B.78
1866730000	REMOVAL TOOL HD	B.98
1866730000	REMOVAL TOOL HD	B.100
1866730000	REMOVAL TOOL HD	B.104
1866730000	REMOVAL TOOL HD	B.106
1866730000	REMOVAL TOOL HD	B.114
1866730000	REMOVAL TOOL HD	B.120
1866730000	REMOVAL TOOL HD	B.124
1866730000	REMOVAL TOOL HD	C.21
1866730000	REMOVAL TOOL HD	C.22
1866730000	REMOVAL TOOL HD	J.4
1866730000	REMOVAL TOOL HD	J.9
1866730000	REMOVAL TOOL HD	J.35
1866750000	REMOVAL TOOL HE	B.10
1866750000	REMOVAL TOOL HE	B.12
1866750000	REMOVAL TOOL HE	B.14
1866750000	REMOVAL TOOL HE	B.16
1866750000	REMOVAL TOOL HE	B.20
1866750000	REMOVAL TOOL HE	B.22
1866750000	REMOVAL TOOL HE	B.24
1866750000	REMOVAL TOOL HE	B.26
1866750000	REMOVAL TOOL HE	B.28
1866750000	REMOVAL TOOL HE	B.30
1866750000	REMOVAL TOOL HE	B.34
1866750000	REMOVAL TOOL HE	B.36
1866750000	REMOVAL TOOL HE	B.38
1866750000	REMOVAL TOOL HE	B.40
1866750000	REMOVAL TOOL HE	B.42
1866750000	REMOVAL TOOL HE	B.44
1866750000	REMOVAL TOOL HE	B.96
1866750000	REMOVAL TOOL HE	B.102
1866750000	REMOVAL TOOL HE	B.114
1866750000	REMOVAL TOOL HE	C.13
1866750000	REMOVAL TOOL HE	C.14
1866750000	REMOVAL TOOL HE	C.15
18		

Order No.	Type	Page
1903210000	HDC 240 SBU 1M25G	D.15
1903220000	HDC 240 SBU 1M32G	D.15
1903370000	HDC 240 SDBO 1M25G	D.17
1903410000	HDC 240 SDBO 1M25G	D.16
1903510000	HDC 240 SDBO 1M32G	D.16
1903560000	HDC 240 SDBO 1M32G	D.16
1903610000	HDC 240 TSZO 1M25G	D.18
1903870000	HDC 32A SBU 1M25G	D.25
1903900000	HDC 32A SDBO 1M25G	D.26
1903910000	HDC 32A SDBO 1M32G	D.26
1904150000	HDC 48B SDBO 1M32G	D.37
1904190000	HDC 48B SDBO 1M32G	D.37
1904340000	HDC 64D SBU 1M25G	D.28
1904350000	HDC 64D SBU 1M32G	D.28
1904400000	HDC 64D SDBO 1M25G	D.31
1904430000	HDC 64D SDBO 1M32G	D.30
1904440000	HDC 64D SDBO 1M32G	D.30
1904480000	HDC 64D SDBO 1M25G	D.30
1904490000	HDC 64D SDBO 1M32G	D.30
1904890000	HDC 64D TSZO 1M40G	D.32
1904800000	HDC 40D TSBU 1M40G	D.21
1908980000	VG M16-1/K68	J.40
1909870000	VG M25-1/K68	J.40
1909880000	VG M32-1/K68	J.40
1909890000	VG M40-1/K68	J.40
1909910000	VG M16-1/MS68	J.42
1909920000	VG M25-1/MS68	J.42
1909930000	VG M32-1/MS68	J.42
1909940000	VG M40-1/MS68	J.42
1909950000	VG M50-1/MS68	J.42

## 1910000000

1912190000	HDC SHIELD CLAMP 4.5	J.18
1912200000	HDC SHIELD CLAMP 5.0	J.18
1912210000	HDC SHIELD CLAMP 6.0	J.18
1912220000	HDC SHIELD CLAMP 7.0	J.18
1912230000	HDC SHIELD CLAMP 8.0	J.18
1912240000	HDC SHIELD CLAMP 9.0	J.18
1912250000	HDC SHIELD CLAMP 10.0	J.18
1912440000	HDC HQ 5 MC	B.96
1912460000	HDC HQ 5 FC	B.96
1913320000	GWDR M12.NP	J.53
1919970000	HDC HQ 8 MC	B.102
1919980000	HDC HQ 8 FC	B.102

## 1920000000

1921720000	VG H M20 MS	J.44
1921740000	VG H M25 MS	J.44
1921760000	VG H M32 MS	J.44
1921770000	VG H M40 MS	J.44

## 1930000000

1934710000	HDC 16A SDBO 1M20G	D.19
1934720000	HDC 16A SDBO 1M20G	D.19

## 1960000000

1963890000	HDC 04A DODL 1LB	D.6
1966810000	IEKOHAT	J.26
1967210000	HDC HVE 10+2 MT C/H	B.86
1967220000	HDC HVE 3+2 FT C/H	B.82
1967230000	HDC HVE 3+2 MT C/H	B.82
1967240000	HDC HVE 6+2 FT C/H	B.84
1967250000	HDC HVE 6+2 MT C/H	B.84
1967260000	HDC HVE 10+2 FT C/H	B.86
1967660000	HDC 10A TSLU 1M20G	D.10
1967670000	HDC 40D KBU 1PG29G	D.22
1967910000	HDC 24B ABO	D.31
1968340000	HDC 24B KLU 1M25G	D.30
1968350000	HDC 240 S20 2PG21G	D.18
1968360000	HDC 240 TSZO 1PG21G	D.18
1968370000	HDC 64D S20 2PG29G	D.32

## 1980000000

1983470000	HDC 64D TOLL 1M40G	D.29
1983500000	HDC 48B SDBO 2M40G	D.37
1983510000	HDC 48B SDBO 2M50G	D.37
1987450000	HDC FLDG 04A IP68	J.23
1987460000	HDC DG 04A IP68	J.23
1987470000	HDC FLDG 04A AW IP68	J.23
1987480000	HDC FLDG 06B IP68	J.23
1987490000	HDC DG 06B IP68	J.23
1987500000	HDC FLDG 10B IP68	J.23
1987510000	HDC DG 10B IP68	J.23
1987520000	HDC FLDG 16B IP68	J.23
1987530000	HDC DG 16B IP68	J.23
1987540000	HDC FLDG 24B IP68	J.23
1987550000	HDC FLDG 24B XXL IP68	J.23
1987920000	HDC HP 550 SSM SET	H.13
1987950000	HDC HP 550 SSF SET	H.13
1989290000	HDC MBUS 2 MCLP	C.23
1989300000	HDC MBUS 2 PCLP	C.23

Order No.	Type	Page
-----------	------	------

## 1990000000

1993810000	HDC HQ 12 MC	B.100
1993820000	HDC HQ 12 FC	B.100
1994540000	ES EPG 45 HEX 150	H.8
1994540000	ES EPG 45 HEX 150	H.16
1994540000	ES EPG 45 HEX 150	J.28

## 2000000000

2003820050	HDC XX6A01 MDXXXXX-0050	C.35
2003820100	HDC XX6A01 MDXXXXX-0100	C.35
2003820150	HDC XX6A01 MDXXXXX-0150	C.35
2003820200	HDC XX6A01 MDXXXXX-0200	C.35
2003820250	HDC XX6A01 MDXXXXX-0250	C.35
2003830050	HDC XX6A02 MDXXXXX-0050	C.33
2003830100	HDC XX6A02 MDXXXXX-0100	C.33
2003830150	HDC XX6A02 MDXXXXX-0150	C.33
2003830300	HDC XX6A02 MDXXXXX-0300	C.33
2003830350	HDC XX6A02 MDXXXXX-0350	C.33
2003830400	HDC XX6A01 MDXXXXX-0400	C.33
2003830450	HDC XX6A01 MDXXXXX-0450	C.33
2003830500	HDC XX6A01 MDXXXXX-0500	C.33
2003830550	HDC XX6A01 MDXXXXX-0550	C.33
2003830600	HDC XX6A01 MDXXXXX-0600	C.33
2003830650	HDC XX6A01 MDXXXXX-0650	C.33
2003830700	HDC XX6A01 MDXXXXX-0700	C.33
2003830750	HDC XX6A01 MDXXXXX-0750	C.33
2003830800	HDC XX6A01 MDXXXXX-0800	C.33
2003830850	HDC XX6A01 MDXXXXX-0850	C.33
2003830900	HDC XX6A01 MDXXXXX-0900	C.33
2003830950	HDC XX6A01 MDXXXXX-0950	C.33
2003831000	HDC XX6A01 MDXXXXX-1000	C.33
2003831050	HDC XX6A01 MDXXXXX-1050	C.33
2003831100	HDC XX6A01 MDXXXXX-1100	C.33
2003831150	HDC XX6A01 MDXXXXX-1150	C.33
2003831200	HDC XX6A01 MDXXXXX-1200	C.33
2003831250	HDC XX6A01 MDXXXXX-1250	C.33
2003831300	HDC XX6A01 MDXXXXX-1300	C.33
2003831350	HDC XX6A01 MDXXXXX-1350	C.33
2003831400	HDC XX6A01 MDXXXXX-1400	C.33
2003831450	HDC XX6A01 MDXXXXX-1450	C.33
2003831500	HDC XX6A01 MDXXXXX-1500	C.33
2003831550	HDC XX6A01 MDXXXXX-1550	C.33
2003831600	HDC XX6A01 MDXXXXX-1600	C.33
2003831650	HDC XX6A01 MDXXXXX-1650	C.33
2003831700	HDC XX6A01 MDXXXXX-1700	C.33
2003831750	HDC XX6A01 MDXXXXX-1750	C.33
2003831800	HDC XX6A01 MDXXXXX-1800	C.33
2003831850	HDC XX6A01 MDXXXXX-1850	C.33
2003831900	HDC XX6A01 MDXXXXX-1900	C.33
2003831950	HDC XX6A01 MDXXXXX-1950	C.33
2003832000	HDC XX6A01 MDXXXXX-2000	C.33
2003832050	HDC XX6A01 MDXXXXX-2050	C.33
2003832100	HDC XX6A01 MDXXXXX-2100	C.33
2003832150	HDC XX6A01 MDXXXXX-2150	C.33
2003832200	HDC XX6A01 MDXXXXX-2200	C.33
2003832250	HDC XX6A01 MDXXXXX-2250	C.33
2003832300	HDC XX6A01 MDXXXXX-2300	C.33
2003832350	HDC XX6A01 MDXXXXX-2350	C.33
2003832400	HDC XX6A01 MDXXXXX-2400	C.33
2003832450	HDC XX6A01 MDXXXXX-2450	C.33
2003832500	HDC XX6A01 MDXXXXX-2500	C.33
2003832550	HDC XX6A01 MDXXXXX-2550	C.33
2003832600	HDC XX6A01 MDXXXXX-2600	C.33
2003832650	HDC XX6A01 MDXXXXX-2650	C.33
2003832700	HDC XX6A01 MDXXXXX-2700	C.33
2003832750	HDC XX6A01 MDXXXXX-2750	C.33
2003832800	HDC XX6A01 MDXXXXX-2800	C.33
2003832850	HDC XX6A01 MDXXXXX-2850	C.33
2003832900	HDC XX6A01 MDXXXXX-2900	C.33
2003832950	HDC XX6A01 MDXXXXX-2950	C.33
2003833000	HDC XX6A01 MDXXXXX-3000	C.33
2003833050	HDC XX6A01 MDXXXXX-3050	C.33
2003833100	HDC XX6A01 MDXXXXX-3100	C.33
2003833150	HDC XX6A01 MDXXXXX-3150	C.33
2003833200	HDC XX6A01 MDXXXXX-3200	C.33
2003833250	HDC XX6A01 MDXXXXX-3250	C.33
2003833300	HDC XX6A01 MDXXXXX-3300	C.33
2003833350	HDC XX6A01 MDXXXXX-3350	C.33
2003833400	HDC XX6A01 MDXXXXX-3400	C.33
2003833450	HDC XX6A01 MDXXXXX-3450	C.33
2003833500	HDC XX6A01 MDXXXXX-3500	C.33
2003833550	HDC XX6A01 MDXXXXX-3550	C.33
2003833600	HDC XX6A01 MDXXXXX-3600	C.33
2003833650	HDC XX6A01 MDXXXXX-3650	C.33
2003833700	HDC XX6A01 MDXXXXX-3700	C.33
2003833750	HDC XX6A01 MDXXXXX-3750	C.33
2003833800	HDC XX6A01 MDXXXXX-3800	C.33
2003833850	HDC XX6A01 MDXXXXX-3850	C.33
2003833900	HDC XX6A01 MDXXXXX-3900	C.33
2003833950	HDC XX6A01 MDXXXXX-3950	C.33
2003834000	HDC XX6A01 MDXXXXX-4000	C.33
2003834050	HDC XX6A01 MDXXXXX-4050	C.33
2003834100	HDC XX6A01 MDXXXXX-4100	C.33
2003834150	HDC XX6A01 MDXXXXX-4150	C.33
2003834200	HDC XX6A01 MDXXXXX-4200	C.33
2003834250	HDC XX6A01 MDXXXXX-4250	C.33
2003834300	HDC XX6A01 MDXXXXX-4300	C.33
2003834350	HDC XX6A01 MDXXXXX-4350	C.33
2003834400	HDC XX6A01 MDXXXXX-4400	C.33
2003834450	HDC XX6A01 MDXXXXX-4450	C.33
2003834500	HDC XX6A01 MDXXXXX-4500	C.33
2003834550	HDC XX6A01 MDXXXXX-4550	C.33
2003834600	HDC XX6A01 MDXXXXX-4600	C.33
2003834650	HDC XX6A01 MDXXXXX-4650	C.33
2003834700	HDC XX6A01 MDXXXXX-4700	C.33
2003834750	HDC XX6A01 MDXXXXX-4750	C.33
2003834800	HDC XX6A01 MDXXXXX-4800	C.33
2003834850	HDC XX6A01 MDXXXXX-4850	C.33
2003834900	HDC XX6A01 MDXXXXX-4900	C.33
2003834950	HDC XX6A01 MDXXXXX-4950	C.33
2003835000	HDC XX6A01 MDXXXXX-5000	C.33
2003835050	HDC XX6A01 MDXXXXX-5050	C.33
2003835100	HDC XX6A01 MDXXXXX-5100	C.33
2003835150	HDC XX6A01 MDXXXXX-5150	C.33
2003835200	HDC XX6A01 MDXXXXX-5200	C.33
2003835250	HDC XX6A01 MDXXXXX-5250	C.33
2003835300	HDC XX6A01 MDXXXXX-5300	C.33
2003835350	HDC XX6A01 MDXXXXX-5350	C.33
2003835400	HDC XX6A01 MDXXXXX-5400	C.33
2003835450	HDC XX6A01 MDXXXXX-5450	C.33
2003835500	HDC XX6A01 MDXXXXX-5500	C.33
2003835550	HDC XX6A01 MDXXXXX-5550	C.33
2003835600	HDC XX6A01 MDXXXXX-5600	C.33
2003835650	HDC XX6A01 MDXXXXX-5650	C.33
2003835700	HDC XX6A01 MDXXXXX-5700	C.33
2003835750	HDC XX6A01 MDXXXXX-5750	C.33
2003835800	HDC XX6A01 MDXXXXX-5800	C.33
2003835850	HDC XX6A01 MDXXXXX-5850	C.33
2003835900	HDC XX6A01 MDXXXXX-5900	C.33
2003835950	HDC XX6A01 MDXXXXX-5950	C.33
2003836000	HDC XX6A01 MDXXXXX-6000	C.33
2003836050	HDC XX6A01 MDXXXXX-6050	C.33
2003836100	HDC XX6A01 MDXXXXX-6100	C.33
2003836150	HDC XX6A01 MDXXXXX-6150	C.33
2003836200	HDC XX6A01 MDXXXXX-6200	C.33
2003836250	HDC XX6A01 MDXXXXX-6250	C.33
2003836300	HDC XX6A01 MDXXXXX-6300	C.33
2003836350	HDC XX6A01 MDXXXXX-6350	C.33
2003836400	HDC XX6A01 MDXXXXX-6400	C.33
2003836450	HDC XX6A01 MDXXXXX-6450	C.33
2003836500	HDC XX6A01 MDXXXXX-6500	C.33
2003836550	HDC XX6A01 MDXXXXX-6550	C.33
2003836600	HDC XX6A01 MDXXXXX-6600	C.33
2003836650	HDC XX6A01 MDXXXXX-6650	C.33
2003836700	HDC XX6A01 MDXXXXX-6700	C.33
2003836750	HDC XX6A01 MDXXXXX-6750	C.33
2003836800	HDC XX6A01 MDXXXXX-6800	C.33
2003836850	HDC XX6A01 MDXXXXX-6850	C.33
2003836900	HDC XX6A01 MDXXXXX-6900	C.33
2003836950	HDC XX6A01 MDXXXXX-6950	C.33
2003837000	HDC XX6A01 MDXXXXX-7000	C.33
2003837050	HDC XX6A01 MDXXXXX-7050	C.33
2003837100	HDC XX6A01 MDXXXXX-7100	C.33
2003837150	HDC XX6A01 MDXXXXX-7150	C.33
2003837200	HDC XX6A01 MDXXXXX-7200	C.33
2003837250	HDC XX6A01 MDXXXXX-7250	C.33
2003837300	HDC XX6A01 MDXXXXX-7300	C.33
2003837350	HDC XX6A01 MDXXXXX-7350	C.33
2003837400	HDC XX6A01 MDXXXXX-7400	C.33
2003837450	HDC XX6A01 MDXXXXX-7450	C.33
2003837500	HDC XX6A01 MDXXXXX-7500	C.33
2003837550	HDC XX6A01 MDXXXXX-7550	C.33
2003837600	HDC XX6A01 MDXXXXX-7600	C.33
2003837650	HDC XX6A01 MDXXXXX-7650	C.33
2003837700	HDC XX6A01 MDXXXXX-7700	C.33
2003837750	HDC XX6A01 MDXXXXX-7750	C.33
2003837800	HDC XX6A01 MDXXXXX-7800	C.33
2003837850	HDC XX6A01 MDXXXXX-7850	C.33
2003837900	HDC XX6A01 MDXXXXX-7900	C.33
2003837950	HDC XX6A01 MDXXXXX-7950	C.33
2003838000	HDC XX6A01 MDXXXXX-8000	C.33
2003838050	HDC XX6A01 MDXXXXX-8050	C.33
2003838100	HDC XX6A01 MDXXXXX-8100	C.33
2003838150	HDC	



Order No.	Type	Page
2666910000	HDC HE 6 MQT	B.20
2666820000	HDC HE 06 FQT	B.20
2666930000	HDC HE 10 FQT	B.22
2666940000	HDC HE 10 MQT	B.22
2666950000	HDC HE 16 FQT	B.24
2666970000	HDC HE 16 MQT	B.24
2666990000	HDC HE 24 FQT	B.26
2667010000	HDC HE 24 MQT	B.26
2668180000	HDC MHP 70 FC	C.10
2668190000	HDC MHP 70 MC	C.10
2668200000	HDC MHP70 F 10	C.10
2668210000	HDC MHP70 F 6	C.10
2668220000	HDC MHP70 F 16	C.10
2668260000	HDC MHP70 F 25	C.10
2668280000	HDC MHP70 M 6	C.10
2668350000	HDC MHP70 M 10	C.10
2668360000	HDC MHP70 M 16	C.10
2668370000	HDC MHP70 M 25	C.10

## 2690000000

2691190000	HDC MHP70 M 6 P	C.10
2691240000	HDC MHP70 M 10 P	C.10
2691250000	HDC MHP70 M 16 P	C.10
2691260000	HDC MHP70 M 25 P	C.10

## 2700000000

2709710000	HDC MXCC2 4X	C.19
2709710000	HDC MXCC2 4X	C.20
2709720000	HDC MXCC3 4X	C.19
2709720000	HDC MXCC3 4X	C.20
2709730000	HDC MXCC4 4X	C.19
2709730000	HDC MXCC4 4X	C.20
2709740000	HDC MXCC5 4X	C.19
2709740000	HDC MXCC5 4X	C.20
2709750000	HDC MXCC6 4X	C.19
2709750000	HDC MXCC6 4X	C.20
2709770000	HDC MXCC7 4X	C.19
2709770000	HDC MXCC7 4X	C.20
2709780000	HDC MXCC8 4X	C.19
2709780000	HDC MXCC8 4X	C.20
2709790000	HDC MXCC9 4X	C.19
2709790000	HDC MXCC9 4X	C.20
2709800000	HDC MXCC10 4X	C.19
2709800000	HDC MXCC10 4X	C.20
2709810000	HDC MXCC11 4X	C.19
2709810000	HDC MXCC11 4X	C.20
2709820000	HDC MXCC12 4X	C.19
2709820000	HDC MXCC12 4X	C.20

## 2710000000

2710590000	HDC MMARK 4	C.19
2710590000	HDC MMARK 4	C.20
2715990000	VG 16 HQ K68 4-6.5	J.49
2716700000	HDC 06B TOS 1M25 WMP	G.4
2716720000	HDC 10B TOS 1M32 WMP	G.5
2716730000	HDC 16B TOS 1M40 WMP	G.6
2716740000	HDC 24B TOS 1M40 WMP	G.7
2716750000	HDC 06B TSS 1M25 WMP	G.4
2716760000	HDC 10B TSS 1M32 WMP	G.5
2716770000	HDC 16B TSS 1M40 WMP	G.6
2716780000	HDC 24B TSS 1M40 WMP	G.7
2716790000	HDC AF WM	G.4
2716790000	HDC AF WM	G.5
2716790000	HDC AF WM	G.6
2716790000	HDC AF WM	G.7
2716800000	HDC AF SET WM	G.4
2716800000	HDC AF SET WM	G.5
2716800000	HDC AF SET WM	G.6
2716800000	HDC AF SET WM	G.7
2716810000	HDC 06B AF WM COVER	G.4
2716820000	HDC 10B AF WM COVER	G.5
2716830000	HDC 16B AF WM COVER	G.6
2716840000	HDC 24B AF WM COVER	G.7

## 8000000000

8000015137	HDC FBS TOOL 13-50	H.7
8000015137	HDC FBS TOOL 13-50	H.13

## 9000000000

9003750000	M-D-STRIPAX LWL	J.29
9008320000	SDS 0.5X3.0X80	J.32
9008330000	SDS 0.6X3.5X100	J.32
9008340000	SDS 0.8X4.0X100	J.32
9008350000	SDS 1.0X5.5X150	J.32
9008470000	SDK PH0	J.32
9008480000	SDK PH1	J.32
9008490000	SDK PH2	J.32
9008500000	SDK PH3	J.32
9008530000	SDK PZ1	J.32
9008540000	SDK PZ2	J.32
9008850000	SK WSD-S 1,5-10,0	J.34
9008860000	SKS 2,0-8,0	J.34
9008870000	SKS 2,0-8,0 MR	J.34
9008880000	TH-S 9-40	J.34

Order No.	Type	Page
9009010000	SDS 1.2X6.5X150	J.32
9009020000	SDS 0.8X4.5X125	J.32
9009030000	SDS 0.4X2.5X75	J.32
9009160000	SD TH20	J.32
9009170000	SD TH15	J.32
9009180000	SD TH10	J.32
9009740000	SD SET S2.5-5.5/PH1/2	J.33

## 9010000000

9010110000	SDS 0.6X3.5X200	J.32
9010950000	HTX-HDC/POF	J.9
9010950000	HTX-HDC/POF	J.29
9013690000	CTX CM 1.6/2.5 ZERT	J.27
9018480000	CTX CM 3.6	J.5
9018480000	CTX CM 3.6	J.27
9018490000	CTX CM 1.6/2.5	B.10
9018490000	CTX CM 1.6/2.5	B.12
9018490000	CTX CM 1.6/2.5	B.14
9018490000	CTX CM 1.6/2.5	B.16
9018490000	CTX CM 1.6/2.5	B.20
9018490000	CTX CM 1.6/2.5	B.22
9018490000	CTX CM 1.6/2.5	B.24
9018490000	CTX CM 1.6/2.5	B.26
9018490000	CTX CM 1.6/2.5	B.28
9018490000	CTX CM 1.6/2.5	B.30
9018490000	CTX CM 1.6/2.5	B.34
9018490000	CTX CM 1.6/2.5	B.36
9018490000	CTX CM 1.6/2.5	B.38
9018490000	CTX CM 1.6/2.5	B.40
9018490000	CTX CM 1.6/2.5	B.42
9018490000	CTX CM 1.6/2.5	B.44
9018490000	CTX CM 1.6/2.5	B.48
9018490000	CTX CM 1.6/2.5	B.50
9018490000	CTX CM 1.6/2.5	B.52
9018490000	CTX CM 1.6/2.5	B.54
9018490000	CTX CM 1.6/2.5	B.56
9018490000	CTX CM 1.6/2.5	B.58
9018490000	CTX CM 1.6/2.5	B.60
9018490000	CTX CM 1.6/2.5	B.62
9018490000	CTX CM 1.6/2.5	B.64
9018490000	CTX CM 1.6/2.5	B.68
9018490000	CTX CM 1.6/2.5	B.70
9018490000	CTX CM 1.6/2.5	B.72
9018490000	CTX CM 1.6/2.5	B.74
9018490000	CTX CM 1.6/2.5	B.76
9018490000	CTX CM 1.6/2.5	B.78
9018490000	CTX CM 1.6/2.5	B.96
9018490000	CTX CM 1.6/2.5	B.98
9018490000	CTX CM 1.6/2.5	B.100
9018490000	CTX CM 1.6/2.5	B.102
9018490000	CTX CM 1.6/2.5	B.104
9018490000	CTX CM 1.6/2.5	B.106
9018490000	CTX CM 1.6/2.5	B.120
9018490000	CTX CM 1.6/2.5	B.124
9018490000	CTX CM 1.6/2.5	C.13
9018490000	CTX CM 1.6/2.5	C.14
9018490000	CTX CM 1.6/2.5	C.15
9018490000	CTX CM 1.6/2.5	C.16
9018490000	CTX CM 1.6/2.5	C.21
9018490000	CTX CM 1.6/2.5	C.22
9018490000	CTX CM 1.6/2.5	J.4
9018490000	CTX CM 1.6/2.5	J.5
9018490000	CTX CM 1.6/2.5	J.27

## 9020000000

9020360000	AM LWL/POF	J.9
9020360000	AM LWL/POF	J.29
9020390000	PS LWL/POF	J.9
9020390000	PS LWL/POF	J.29
9020400000	PB LWL/POF	J.9
9020400000	PB LWL/POF	J.29

## 9030000000

9037160000	SDS 0.4X2.0X60	J.32
------------	----------------	------

## 9200000000

9202510000	WK 1/4 C6.3 E6.3	J.30
9204820000	KOK-52X36	J.26
9204830000	KOK-65X36	J.26
9204850000	KOK-86X36	J.26
9204870000	KOK-112X36	J.26
9205000000	KOHS 9.5+19	J.26
9205010000	KOHS 19	J.26
9205020000	KOPD 10.0	J.26
9205430000	CTIN CM 1.6/2.5	B.96
9205430000	CTIN CM 1.6/2.5	B.98
9205430000	CTIN CM 1.6/2.5	B.100
9205430000	CTIN CM 1.6/2.5	B.102
9205430000	CTIN CM 1.6/2.5	B.104
9205430000	CTIN CM 1.6/2.5	B.106
9205430000	CTIN CM 1.6/2.5	B.114
9205430000	CTIN CM 1.6/2.5	B.120
9205430000	CTIN CM 1.6/2.5	B.124
9205430000	CTIN CM 1.6/2.5	C.11
9205430000	CTIN CM 1.6/2.5	C.12

Order No.	Type	Page
9205430000	CTIN CM 1.6/2.5	C.13
9205430000	CTIN CM 1.6/2.5	C.14
9205430000	CTIN CM 1.6/2.5	C.15
9205430000	CTIN CM 1.6/2.5	C.16
9205430000	CTIN CM 1.6/2.5	C.21
9205430000	CTIN CM 1.6/2.5	C.22
9205430000	CTIN CM 1.6/2.5	J.4
9205430000	CTIN CM 1.6/2.5	J.5
9205430000	CTIN CM 1.6/2.5	J.27
9205440000	CTIN CM 3.6	J.5
9205440000	CTIN CM 3.6	J.27
9205660000	SD SET S2.0-5.5	J.33

## 9450000000

9457300000	ABD-1-STAHBLECH	J.22
------------	-----------------	------

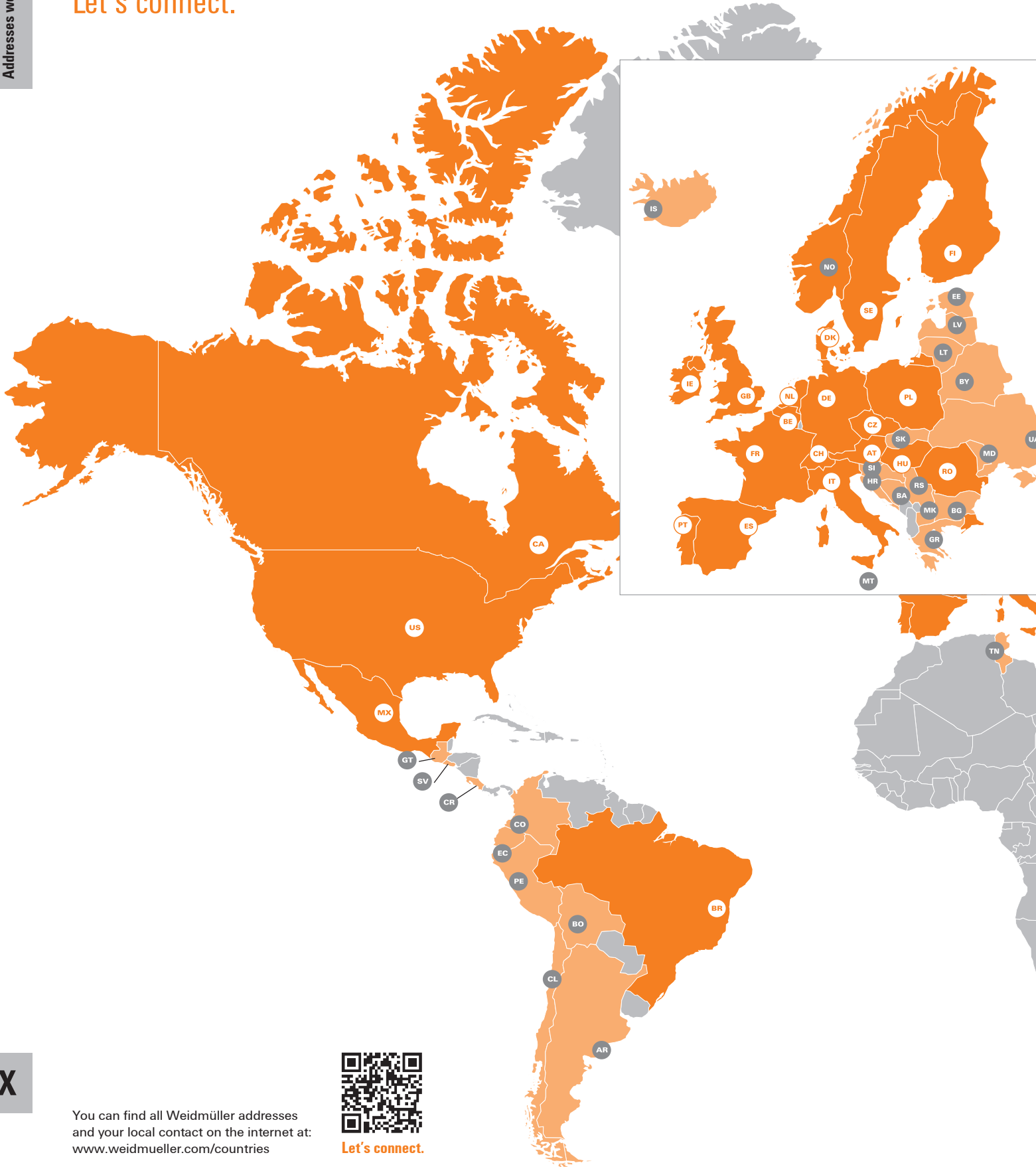
## 9910000000

9918110000	SD 0,6X3,5X60 PICO	J.32
9918370000	DMS MANUELL 0,5-1,7	J.30
9918380000	DMS MANUELL 2,0-7,0	J.30
9918390000	DMSI MANUELL 0,5-1,7	J.31
9918400000	DMSI MANUELL 2,0-7,0	J.31
9918520000	WK S 0,4X2,5	J.30
9918530000	WK S 0,5X3,5	J.30
9918540000	WK S 0,6X3,5	J.30
9918550000	WK S 0,8X4,0	J.30
9918560000	WK S 1,0X5,5	J.30
9918570000	WK K PH0	J.30
9918580000	WK K PH1	J.30
9918590000	WK K PH2	J.30
9918600000	WK K PZ0	J.30
9918610000	WK K PZ1	J.30
9918620000	WK K PZ2	J.30



# Addresses worldwide

Let's connect.

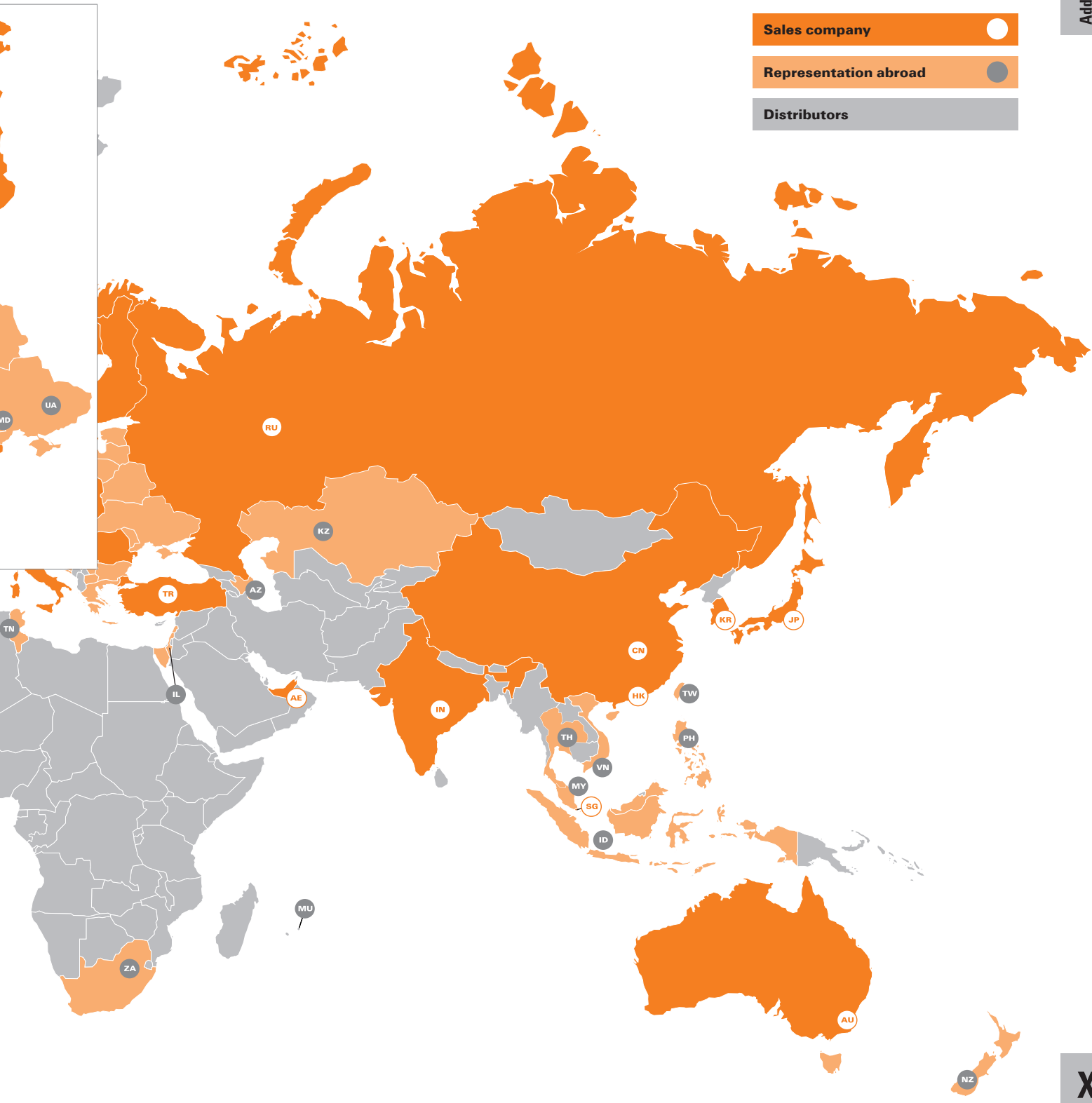


X

You can find all Weidmüller addresses and your local contact on the internet at: [www.weidmueller.com/countries](http://www.weidmueller.com/countries)



Let's connect.



We cannot guarantee that there are no mistakes in the publications or software provided by us to the customer for the purpose of making orders. We try our best to quickly correct errors in our printed media.

**X**

All orders are based on our general terms of delivery, which can be reviewed on the websites of our group companies where you place your order. On demand we can also send the general terms of delivery to you.





## Weidmüller – Your partner in Industrial Connectivity

As experienced experts we support our customers and partners around the world with products, solutions and services in the industrial environment of power, signal and data. We are at home in their industries and markets and know the technological challenges of tomorrow. We are therefore continuously developing innovative, sustainable and useful solutions for their individual needs. Together we set standards in Industrial Connectivity.

Weidmüller Interface GmbH & Co. KG  
Klingenbergstraße 26  
32758 Detmold, Germany  
T +49 5231 14-0  
F +49 5231 14-292083  
[www.weidmueller.de](http://www.weidmueller.de)

Personal support can  
be found on our website:  
[www.weidmueller.com/contact](http://www.weidmueller.com/contact)

Made in Germany



Order Number: 2721750000/06/2020/SMM