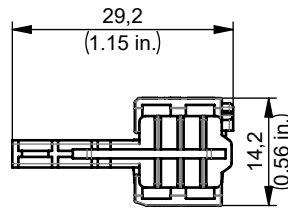
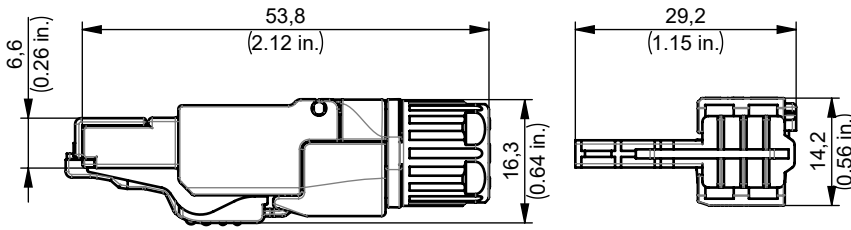
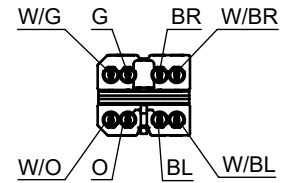


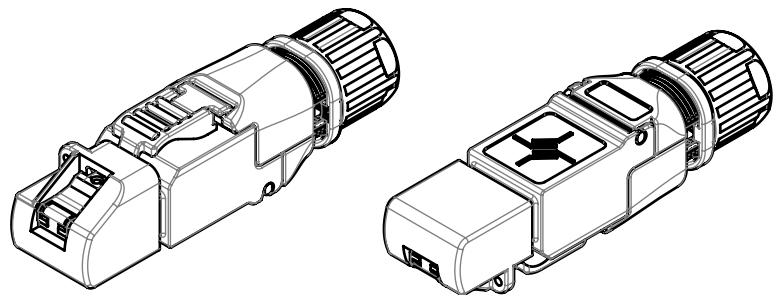
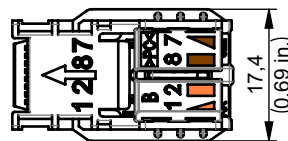
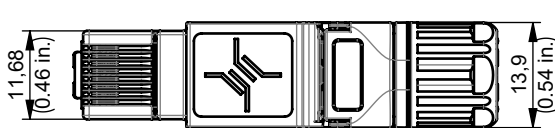
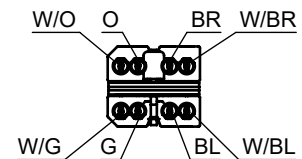
MFP8 IE Cat.6_A AWG26-24/1, AWG27-24/7



Anschlussbelegung / PIN assignment T568A
nach / according to TIA-568-C.2



Anschlussbelegung / PIN assignment T568B
nach / according to TIA-568-C.2



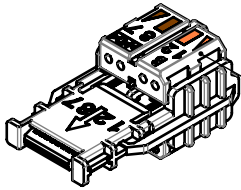
| Bestell-Nr. Order no | Bezeichnung Description | Barcode EAN 13 | VPE PU |
|-------------------------|---|-------------------|-----------|
| J00026A5003 | MFP8 IE T568B Cat.6 _A AWG26-24/1, AWG27-24/7 | 4018359479855 | 10 |
| J00026A5004 | MFP8 IE T568A Cat.6 _A AWG26-24/1, AWG27-24/7 | 4018359479862 | 10 |
| J00026A5113 | MFP8 IE T568B Cat.6 _A AWG26-24/1, AWG27-24/7 | 4018359479909 | 10 |
| J00026A5114 | MFP8 IE T568A Cat.6 _A AWG26-24/1, AWG27-24/7 | 4018359479916 | 10 |

| Bestell-Nr. Order no | Verpackung Packing | VPE PU | Karton Carton | UPE OPU | Karton Carton | UPE OPU | Karton Outer carton |
|-------------------------|---|---------------------------|--------------------|---------------------------------|---------------------|-------------------------------|------------------------|
| J00026A5003 | 1 pc. in PE bag, one mounting information | 10 PE bags in carton | 295x135x45 [mm] | - | - | 10 cartons in outer carton | 330x305x270 [mm] |
| J00026A5004 | 1 pc. in PE bag, one mounting information | 10 PE bags in carton | 295x135x45 [mm] | - | - | 10 cartons in outer carton | 330x305x270 [mm] |
| J00026A5113 | 10 pcs in blister pack, one mounting information | 10 pcs in blister pack | - | 5 blister packs in carton | 280x135x103 [mm] | 5 cartons in outer carton | 330x305x270 [mm] |
| J00026A5114 | 10 pcs in blister pack, one mounting information | 10 pcs in blister pack | - | 5 blister packs in carton | 280x135x103 [mm] | 5 cartons in outer carton | 330x305x270 [mm] |

Montageanleitung siehe: www.telegaertner.com
Mounting instructions see: www.telegaertner.com

MFP8 IE Cat.6_A AWG26-24/1, AWG27-24/7

Optional



MFP8 Adermanager kann separat bestellt werden.
MFP8 wire manager can be ordered separately.

| Bestell-Nr. Order no | Bezeichnung Description | Barcode EAN 13 | VPE PU | UPE OPU | Karton Carton |
|-------------------------|--|-------------------|------------------------|----------------------------|------------------|
| F00020A2133 | MFP8 wire manager T568B AWG26-24/1, AWG27-24/7 | 4018359429256 | 30 pcs in blister pack | 10 blister packs in carton | 280x135x103 [mm] |
| F00020A2134 | MFP8 wire manager T568A AWG26-24/1, AWG27-24/7 | 4018359434830 | 30 pcs in blister pack | 10 blister packs in carton | 280x135x103 [mm] |
| N00000B0020 | Parallel Preßwerkzeug / Parallel press tool | 4018359391430 | 1 pc. | - | - |
| N00000A0013 | Zangenschlüssel / Plier-Wrench 1 3/8" | 4018359306731 | 1 pc. | - | - |

Technische Daten / Technical Data

| Steckverbinder-Norm | IEC 60603-7-51 | Connector Standard |
|--------------------------------------|---|-----------------------------|
| Mechanische Eigenschaften | | Mechanical Characteristics |
| Steckkraft | < 30 N | Insertion force |
| Lebensdauer (Steckzyklen) | > 750 | Life (mating cycles) |
| Werkstoffe | | Materials |
| Steckergehäuse | Zinkdruckguß vernickelt / zinc diecast Ni plated | Connector housing |
| Kontaktgehäuse | PC UL94 V0 grün / green | Contact housing |
| Adernvorsortierung | PC UL94 V0 grau / grey | Wire presorting |
| Zugentlastung | PC UL94 V0 schwarz / black | Strain relief |
| Verriegelungshebel, Staubschutzkappe | PBT UL94 V0 schwarz / black | Hook, protection cap |
| Schirmblech | Federstahl, spring steel | Screening shield |
| Leiterplatte | FR4 UL94 V0 beidseitig Lötstopplack / soldermask both side | PCB |
| Durchdring-Kontakte | Phosphor Bronze, min. 3...6 µm Sn | Piercing contacts |
| Schirmkontakt | Messing / brass 2,5 µm Ni | Shield contact |
| Kontakte | Federstahl / spring steel 0,8 µm Au; 1,2 µm Ni | Contacts |
| Richtlinie 2011/65/EU (RoHS) | RoHS-konform / RoHS-compliant | Directive 2011/65/EU (RoHS) |
| Adernanschluss | | Wire Connection |
| Cu-Leiterdurchmesser | Massiv / solid 0,41 - 0,51 mm AWG26 - AWG24/1 Litze / stranded 0,46 - 0,61 mm AWG27 - AWG24/7 *Litze / stranded 0,51 AWG26/19 | Cu-conductor diameter |
| Aderndurchmesser | 0,85 - 1,1 mm | Core diameter |
| Wiederanschließbarkeit | ≤ 4x | Reusable IPC |
| Kabeldurchmesser | 5,5 - 10,0 mm | Cable diameter |

* Freigabe des Kabels durch Fa. Telegärtner Karl Gärtner GmbH erforderlich.
* Approval of the cable by Telegärtner Karl Gärtner GmbH required.

| Technische Daten / Technical Data | | |
|--|--|--|
| Umweltanforderungen | | Environmental Requirements |
| Schutz vor Eindringen | | Protection against Ingress |
| Eindringen von Teilchen | IP2X | Particulate ingress |
| Wasser / Untertauchen | IPX0 | Water / Immersion |
| Klimatisch und chemisch | | Climatical and Chemical |
| Umgebungstemperatur | -40°C bis / to +85°C | Ambient temperature |
| Elektrische Eigenschaften | | Electrical Characteristics |
| Kontaktwiderstand | ≤ 20 mΩ | Contact resistance |
| Isolationswiderstand | ≥ 500 MΩ | Insulation resistance |
| Spannungsfestigkeit | | Voltage Proof |
| Kontakt-Kontakt | ≥ 1000 V, DC | Contact-Contact |
| Kontakt-Schild | ≥ 1500 V, DC | Contact-Shield |
| Strombelastbarkeit bei 50°C | 1 A | Current carrying capacity at 50°C |
| PoE gemäß IEEE 802.3af | Geeignet für Power over Ethernet Adequate for Power over Ethernet | PoE according to IEEE 802.3af |
| PoE+ gemäß IEEE 802.3at | Geeignet für Power over Ethernet+ Adequate for Power over Ethernet+ | PoE+ according to IEEE 802.3at |
| 4PPoE gemäß IEEE 802.3bt | Geeignet für 4 Pair Power over Ethernet Adequate for 4 Pair Power over Ethernet | 4PPoE according to IEEE 802.3bt |
| Übertragungstechnische Eigenschaften ** | | Transmission Performance ** |
| 10 Gigabit Ethernet gemäß IEEE 802.3an | Geeignet für 10 Gigabit Ethernet Adequate for 10 Gigabit Ethernet | 10 Gigabit Ethernet acc. to IEEE 802.3an |
| Kategorie 6 _A | ISO/IEC 11801; DIN EN 50173-1 | Category 6 _A |
| Klasse E _A | ISO/IEC 11801; DIN EN 50173-1 | Class E _A |
| Kategorie 6A | ANSI/TIA-568-C.2 | Category 6A |
| Normen | | Standards |
| IP-Schutzarten | IEC 60529 | Degrees of protection provided by enclosures (IP code) |
| UL Norm: Kommunikationszubehör | UL 1863 | UL Standard: Communications-Circuit Accessories |
| UL Norm: Brandprüfung | UL 2043 *** | UL Standard: Fire Test |
| Anwendungsneutrale Kommunikationskabelanlagen | ISO/IEC 11801; DIN EN 50173-1 | Generic cabling systems |
| Zulassung | | Approval |
| UL-gelistet | E244889 | UL listed |

** Für alle aufgeführten Standards gelten die aktuellen und publizierten Ausgabestände zum Zeitpunkt 09.11.2017.

** The editions of the aforementioned standards by the time of 09.11.2017 are valid.

*** Brandprüfung für die Abgabe von Wärme und sichtbarem Rauch durch Einzelprodukte und ihre Zubehörteile in Klimaräumen.

*** Fire Test for Heat and Visible Smoke Release for Discrete Products and Their Accessories Installed in Air-Handling Spaces.