

Printed-circuit board connector - PC 4/ 8-STF-7,62 - 1828304

Please be informed that the data shown in this PDF Document is generated from our Online Catalog. Please find the complete data in the user's documentation. Our General Terms of Use for Downloads are valid (<http://phoenixcontact.com/download>)

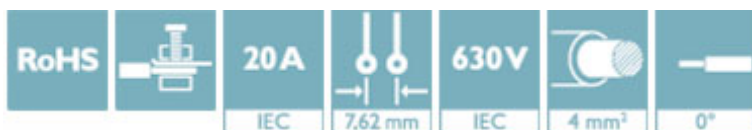
Plug component, nominal current: 20 A, rated voltage (III/2): 630 V, number of positions: 8, pitch: 7.62 mm, connection method: Screw connection with tension sleeve, Color: green, contact surface: Tin



The figure shows a 5-pos. version of the product

Why buy this product

- Well-known connection principle allows worldwide use
- Low temperature rise, thanks to maximum contact force
- Allows connection of two conductors
- Integrated double steel spring provides additional safety in the event of temperature and power fluctuations
- Screwable flange for superior mechanical stability



Key Commercial Data

Packing unit	50 STK
GTIN	
GTIN	4017918050535
Weight per Piece (excluding packing)	35.890 g
Custom tariff number	85366990
Country of origin	Germany

Technical data

Dimensions

Length [l]	30.7 mm
Width [w]	76.18 mm
Height [h]	18.1 mm
Pitch	7.62 mm
Dimension a	53.34 mm

General

Range of articles	PC 4/..-STF
-------------------	-------------

Printed-circuit board connector - PC 4/ 8-STF-7,62 - 1828304

Technical data

General

Type of contact	Female connector
Number of positions	8
Connection method	Screw connection with tension sleeve
Insulating material group	I
Rated surge voltage (III/3)	6 kV
Rated surge voltage (III/2)	6 kV
Rated surge voltage (II/2)	6 kV
Rated voltage (III/3)	400 V
Rated voltage (III/2)	630 V
Rated voltage (II/2)	1000 V
Connection in acc. with standard	EN-VDE
Nominal current I _N	20 A
Nominal cross section	4 mm ²
Maximum load current	20 A
Insulating material	PA
Flammability rating according to UL 94	V0
Internal cylindrical gage	A4
Stripping length	7 mm
Screw thread	M3
Tightening torque, min	0.5 Nm
Tightening torque max	0.6 Nm

Connection data

Conductor cross section solid min.	0.2 mm ²
Conductor cross section solid max.	4 mm ²
Conductor cross section flexible min.	0.2 mm ²
Conductor cross section flexible max.	4 mm ²
Conductor cross section flexible, with ferrule without plastic sleeve min.	0.25 mm ²
Conductor cross section flexible, with ferrule without plastic sleeve max.	4 mm ²
Conductor cross section flexible, with ferrule with plastic sleeve min.	0.25 mm ²
Conductor cross section flexible, with ferrule with plastic sleeve max.	4 mm ²
Conductor cross section AWG min.	24
Conductor cross section AWG max.	10
2 conductors with same cross section, solid min.	0.2 mm ²
2 conductors with same cross section, solid max.	2.5 mm ²
2 conductors with same cross section, stranded min.	0.2 mm ²
2 conductors with same cross section, stranded max.	1.5 mm ²
2 conductors with same cross section, stranded, ferrules without plastic sleeve, min.	0.25 mm ²
2 conductors with same cross section, stranded, ferrules without plastic sleeve, max.	1.5 mm ²

Printed-circuit board connector - PC 4/ 8-STF-7,62 - 1828304

Technical data

Connection data

2 conductors with same cross section, stranded, TWIN ferrules with plastic sleeve, min.	0.5 mm ²
2 conductors with same cross section, stranded, TWIN ferrules with plastic sleeve, max.	2.5 mm ²
Minimum AWG according to UL/CUL	30
Maximum AWG according to UL/CUL	10

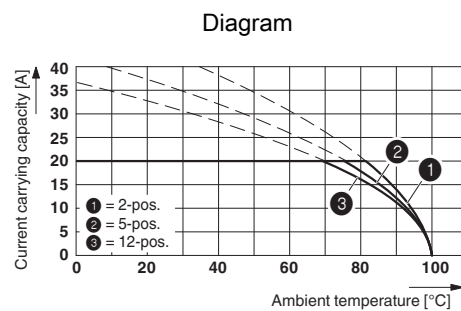
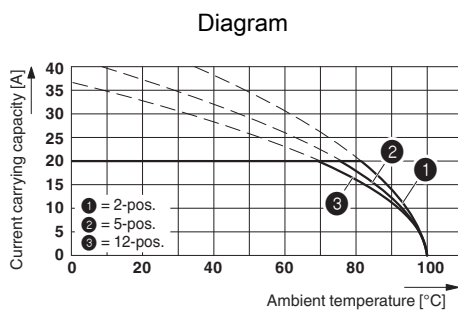
Standards and Regulations

Connection in acc. with standard	EN-VDE
	CSA
Flammability rating according to UL 94	V0

Environmental Product Compliance

China RoHS	Environmentally Friendly Use Period = 50
	For details about hazardous substances go to tab "Downloads", Category "Manufacturer's declaration"

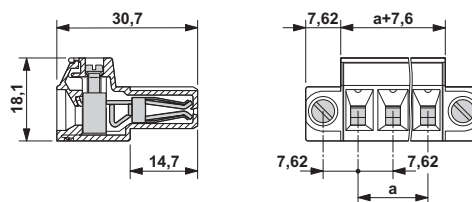
Drawings



Derating curve for: PC 4/...-ST-7,62 with PC 4/...-G-7,62

Derating curve for: PC 4/...-ST-7,62 with PCV 4/...-G-7,62

Dimensional drawing



Classifications

eCl@ss

eCl@ss 4.0	272607xx
------------	----------

Printed-circuit board connector - PC 4/ 8-STF-7,62 - 1828304

Classifications

eCl@ss

eCl@ss 4.1	27260701
eCl@ss 5.0	27260701
eCl@ss 5.1	27260701
eCl@ss 6.0	27260704
eCl@ss 7.0	27440402
eCl@ss 8.0	27440309
eCl@ss 9.0	27440309

ETIM

ETIM 3.0	EC001121
ETIM 4.0	EC002638
ETIM 5.0	EC002638
ETIM 6.0	EC002638

UNSPSC

UNSPSC 6.01	30211810
UNSPSC 7.0901	39121409
UNSPSC 11	39121409
UNSPSC 12.01	39121409
UNSPSC 13.2	39121409

Approvals


Approvals

Approvals

CSA / UL Recognized / cUL Recognized / LR / BV / EAC / DNV GL / cULus Recognized

Ex Approvals

Approval details

CSA		13631
	B	C
mm ² /AWG/kcmil	28-10	28-10
Nominal current I _N	20 A	20 A
Nominal voltage U _N	300 V	300 V

Printed-circuit board connector - PC 4/ 8-STF-7,62 - 1828304

Approvals

UL Recognized		http://database.ul.com/cgi-bin/XYV/template/LISEXT/1FRAME/index.htm	FILE E 60425
	B	C	D
mm ² /AWG/kcmil	30-10	30-10	30-10
Nominal current I _N	20 A	20 A	5 A
Nominal voltage U _N	300 V	300 V	600 V

cUL Recognized		http://database.ul.com/cgi-bin/XYV/template/LISEXT/1FRAME/index.htm	FILE E 60425
	B	C	D
mm ² /AWG/kcmil	30-10	30-10	30-10
Nominal current I _N	20 A	20 A	5 A
Nominal voltage U _N	300 V	300 V	600 V

LR		http://www.lr.org/en	96/20012
----	--	---	----------

BV		http://www.veristar.com/portal/veristarinfo/generalinfo/approved/approvedProducts/equipmentAndMaterials	35433/AO BV
----	--	---	-------------

EAC			B.01742
-----	--	--	---------

DNV GL		http://exchange.dnv.com/tari/	TAE00001EZ
--------	--	---	------------

cULus Recognized		http://database.ul.com/cgi-bin/XYV/template/LISEXT/1FRAME/index.htm	
------------------	--	---	--

Accessories

Accessories

Coding element

Printed-circuit board connector - PC 4/ 8-STF-7,62 - 1828304

Accessories

Coding profile - CP-PC RD - 1701967



Coding profile, for plugging into the coding ribs of the plug at a later date, insulating material, color: Red

Labeled terminal marker

Marker card - SK 7,62/3,8:FORTL.ZAHLEN - 0804549



Marker card, Card, white, labeled, Horizontal: Consecutive numbers 1 - 10, 11 - 20, etc. up to 91 - 100, Mounting type: adhesive, for terminal block width: 7.62 mm, Lettering field: 7.62 x 3.8 mm

Screwdriver tools

Screwdriver - SZS 0,6X3,5 - 1205053



Actuation tool, for ST terminal blocks, insulated, also suitable for use as a bladed screwdriver, size: 0.6 x 3.5 x 100 mm, 2-component grip, with non-slip grip

Additional products

Feed-through terminal block - UPCV3K 4-G-7,62 - 1838381



Feed-through terminal block, connection method: Screw/plug-in connection, number of connections: 4, number of positions: 1, cross section: 0.2 mm² - 4 mm², AWG: 24 - 12, width: 7.62 mm, color: gray, mounting type: NS 35/7,5, NS 35/15, NS 32

Plug - PCVK 4-7,62-PE - 1876246



Plug component, nominal current: 20 A, rated voltage (III/2): 630 V, number of positions: 1, pitch: 7.62 mm, connection method: Screw connection with tension sleeve, Color: green-yellow

Printed-circuit board connector - PC 4/ 8-STF-7,62 - 1828304

Accessories

Plug-in block - PCVK 4-7,62 - 1849998



Plug component, nominal current: 20 A, rated voltage (III/2): 630 V, number of positions: 1, pitch: 7.62 mm, connection method: Screw connection with tension sleeve, Color: green, contact surface: Tin

Base strip - DFK-PC 4/ 8-GF-7,62 - 1840612



Plug component, nominal current: 20 A, rated voltage (III/2): 630 V, number of positions: 8, pitch: 7.62 mm, connection method: Screw connection with tension sleeve, Color: green, contact surface: Tin, mounting: Direct mounting