



TE Internal #: 1734366-1
 USB Connectors, A, 2.0, Standard Profile, Receptacle, 1 Port, Top,
 Vertical, Tray / Box & Tray, Flush, Through Hole - Solder

[View on TE.com >](#)

Connectors > Audio & Video Connectors > USB Connectors



USB Connector Type: **A**
 USB Version: **2.0**
 Connector Profile: **Standard**
 Connector & Housing Type: **Receptacle**
 Number of Ports: **1**

Features

Product Type Features

USB Connector Type	A
USB Version	2.0
Connector & Housing Type	Receptacle
Connector System	Cable-to-Board
Connector & Contact Terminates To	Printed Circuit Board
Product Type	Connector
LED	Without

Configuration Features

Number of Mounting Legs	2
Number of Ports	1
Number of Positions	4

Body Features

Shell Plating Finish	Bright
Connector Profile	Standard
Shell Plating Material	Tin



Contact Features

Contact Current Rating (Max)	1 A
Contact Mating Area Plating Material	Gold Flash over Palladium Nickel
Contact Mating Area Plating Thickness	.76 μm [29.92 μin]

Termination Features

Termination Method to Printed Circuit Board	Through Hole - Solder
---	-----------------------

Mechanical Attachment

Locking Feature	Without
Locating Posts	Without
PCB Mount Location	Top
PCB Connector Seating	Flush
PCB Mount Retention Type	Kinked Legs
Panel Mount Feature Type	Flange
Connector Mounting Type	Board Mount

Housing Features

Body Orientation	Vertical
Centerline (Pitch)	2 mm, 2.5 mm[.078 in][.098 in]
Housing Material	Thermoplastic
Housing Color	Black

Dimensions

Tail Length	2.8 mm[.11 in]
PCB Thickness (Recommended)	1.6 mm[.063 in]

Usage Conditions

Soldering Temperature (Max)	240 $^{\circ}\text{C}$ [464 $^{\circ}\text{F}$]
Mating Cycles (Max)	1500
Operating Temperature Range	-40 – 80 $^{\circ}\text{C}$ [-40 – 176 $^{\circ}\text{F}$]

Operation/Application

Halogen Free	No
Circuit Application	Power & Signal

Industry Standards

Test Identification (TID)	60000042
Moisture Sensitivity Level	1



Industry Standard	USB 2.0
UL Flammability Rating	UL 94V-0

Packaging Features

Packaging Method	Box & Tray, Tray
Packaging Quantity	120

Product Compliance

[For compliance documentation, visit the product page on TE.com>](#)

EU RoHS Directive 2011/65/EU	Compliant
EU ELV Directive 2000/53/EC	Compliant
China RoHS 2 Directive MIIT Order No 32, 2016	No Restricted Materials Above Threshold
EU REACH Regulation (EC) No. 1907/2006	Current ECHA Candidate List: JAN 2021 (211) Candidate List Declared Against: JAN 2021 (211) Does not contain REACH SVHC
Halogen Content	Not Low Halogen - contains Br or Cl > 900 ppm.
Solder Process Capability	Wave solder capable to 265°C

Product Compliance Disclaimer

This information is provided based on reasonable inquiry of our suppliers and represents our current actual knowledge based on the information they provided. This information is subject to change. The part numbers that TE has identified as EU RoHS compliant have a maximum concentration of 0.1% by weight in homogenous materials for lead, hexavalent chromium, mercury, PBB, PBDE, DBP, BBP, DEHP, DIBP, and 0.01% for cadmium, or qualify for an exemption to these limits as defined in the Annexes of Directive 2011/65/EU (RoHS2). Finished electrical and electronic equipment products will be CE marked as required by Directive 2011/65/EU. Components may not be CE marked. Additionally, the part numbers that TE has identified as EU ELV compliant have a maximum concentration of 0.1% by weight in homogenous materials for lead, hexavalent chromium, and mercury, and 0.01% for cadmium, or qualify for an exemption to these limits as defined in the Annexes of Directive 2000/53/EC (ELV). Regarding the REACH Regulation, the information TE provides on SVHC in articles for this part number is based on the latest European Chemicals Agency (ECHA) 'Guidance on requirements for substances in articles' posted at this URL: <https://echa.europa.eu/guidance-documents/guidance-on-reach>

Compatible Parts




TE Part # 1487594-2
USB, A-B, 28/28, BLACK, 0.25M



TE Part # 1487595-3
USB, A-B, 28/26, BLACK, .83M



TE Part # 1487595-1
USB, A-B, 28/26, BLACK, 1.0M



TE Part # 1487595-2
USB, A-B, 28/26, BLACK, 1.3M




TE Part # 1487594-1
USB, A-B, 28/28, BLACK, 0.5M



TE Part # 1827525-1
MECHATROLINK II CONNECTOR KIT



TE Part # 1-1734028-1
Std USB, Type A, Plug, Natural




TE Part # 1487599-1
USB, A-BLUNT, 28/28, BLK, 0.83M



TE Part # 1734028-1
Std USB Type A, Plug, Natural



TE Part # 1734372-1
Std USB, Type A, Plug



TE Part # 1487593-1
USB, A-BLUNT, 28/24, WHT, 2.0M



TE Part # 1-1734028-3
Std USB, Type A, Plug



TE Part # 1734372-2
Std USB, Type A, Plug, White



TE Part # 1487594-3
USB, A-B, 28/28, BLACK, 0.16M



TE Part # 1496476-1
STD USB-A TO MINI-B ASSY, 1M



TE Part # 1487600-1
USB, A-BLUNT, 28/26, BLK, 1.0M



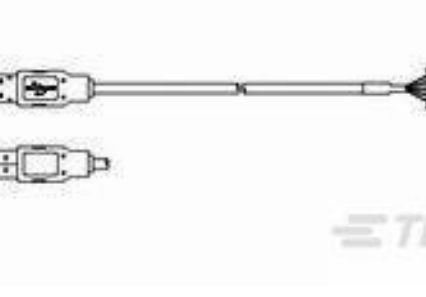
TE Part # 1487591-1
USB, A-BLUNT, 28/28, WHT, 0.83M



TE Part # 1487593-2
USB, A-BLUNT, 28/24, WHT, 1.5M

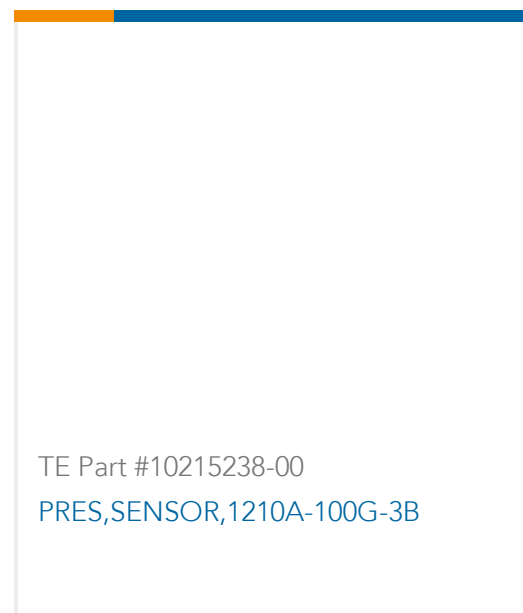


TE Part # 1929690-1
USB CABLE, USB A to Mini USB, Blue



TE Part # 2142872-1
cable assy, usb a plug to 5p hsg

Customers Also Bought



Documents

Product Drawings

Std USB Type A, VT, T/H

English

CAD Files

3D PDF

3D

Customer View Model

[ENG_CVM_CVM_1734366-1_C1.2d_dxf.zip](#)

English

Customer View Model

[ENG_CVM_CVM_1734366-1_C1.3d_igs.zip](#)

English

Customer View Model

[ENG_CVM_CVM_1734366-1_C1.3d_stp.zip](#)

English

By downloading the CAD file I accept and agree to the [Terms and Conditions](#) of use.

Datasheets & Catalog Pages



[USB Quick Reference Guide \(English\)](#)

English

[USB and Mini USB Datasheet 7-1773442-0](#)

English

[Product Specifications](#)

[Product Specification](#)

English

[Product Specification](#)

English

[Product Environmental Compliance](#)

[MD_1734366-1_12202018428_dmtec](#)

English

[MD_1734366-1_12202018428_dmtec](#)

English

[Agency Approvals](#)

[UL Report](#)

English