



SOLID-STATE CONTACTOR 3-PH 3RF3 AC53 16A
 40 DEGREES C 48-600V / 110-230V AC 2-PH.
 CONTROLLED INSTANTANEOUS SPRING-LOADED
 TERMINALS

General technical data:

product brand name		SIRIUS
Protection class IP		IP20
Insulation voltage Rated value	V	600
Installation altitude at height above sea level maximum	m	1 000
Ambient temperature		
• during storage	°C	-55 ... +80
• during operation	°C	-25 ... +60
Shock resistance acc. to IEC 60068-2-27		15g / 11 ms
Vibration resistance acc. to IEC 60068-2-6		2g
Surge current resistance Rated value	A	1 150
Active power loss total typical	W	28
Equipment marking acc. to DIN 40719 extended according to IEC 204-2 acc. to IEC 750		K
Equipment marking acc. to DIN EN 61346-2		Q
Product function		instantaneous switching

Main circuit:

Number of poles for main current circuit		3
Number of NC contacts for main contacts		0
Number of NO contacts for main contacts		2
Operating frequency Rated value	Hz	60 ... 50
Operating voltage with AC		
• at 60 Hz Rated value	V	48 ... 600
• at 50 Hz Rated value	V	48 ... 600

Operating current		
• minimum	mA	500
• at AC-3 at 400 V Rated value	A	16
Operating range relative to the operating voltage with AC		
• at 50 Hz	V	40 ... 660
• at 60 Hz	V	40 ... 660
Operating power at AC-3 at 400 V Rated value	kW	7.5
Derating temperature	°C	40
Symmetrical line frequency tolerance	Hz	5
Relative symmetrical tolerance of the operating frequency	%	10
I²t value maximum	A ² ·s	6 600
Rate of voltage rise at the thyristor for main contacts maximum permissible	V/μs	1 000
Blocking voltage at the thyristor for main contacts maximum permissible	V	1 600
Reverse current of the thyristor	mA	10

Control circuit/ Control:

Type of voltage of the control supply voltage		AC
Control supply voltage frequency		
• 1 Rated value	Hz	50
• 2 Rated value	Hz	60
Relative symmetrical tolerance		
• of the control supply voltage frequency	%	10
• of the supply voltage frequency	%	10
Control supply voltage 1		
• with AC		
— at 50 Hz Initial rated value	V	90
— at 50 Hz Final rated value	V	253
— at 60 Hz Initial rated value	V	90
— at 60 Hz Final rated value	V	253
Control supply voltage with AC		
• at 50 Hz Full-scale value for signal<0> recognition	V	40
• at 60 Hz Full-scale value for signal<0> recognition	V	40
Control current		
• with AC Rated value	mA	15
• at minimum control supply voltage		
— with AC	mA	2
switching times		
• ON delay		5 ms

- OFF delay

30 ms + in addition max. one half-wave

Auxiliary circuit:

Number of NC contacts for auxiliary contacts		0
Number of NO contacts for auxiliary contacts		0
Number of CO contacts for auxiliary contacts		0

Installation/ mounting/ dimensions:

mounting position		vertical
Mounting type		screw and snap-on mounting onto 35 mm standard mounting rail
Mounting type Side-by-side mounting		Yes
Tightening torque of the screw for securing the equipment	N·m	1.5
Design of the thread of the screw for securing the equipment		M4
Width	mm	90
Height	mm	95
Depth	mm	100.8
Required spacing with side-by-side mounting		
• upwards	mm	70
• downwards	mm	50

Connections/ Terminals:

Type of electrical connection		
• for main current circuit		spring-loaded terminals
• for auxiliary and control current circuit		spring-loaded terminals
Product function removable terminal for auxiliary and control circuit		Yes
Type of connectable conductor cross-section		
• for main contacts		
— solid		2x (0.5 ... 2.5 mm ²)
— finely stranded		
— with core end processing		2x (0.5 ... 1.5 mm ²)
— without core end processing		2x (0.5 ... 2.5 mm ²)
• for AWG conductors		
— for main contacts		2x (18 ... 14)
— for auxiliary and control contacts		1x (AWG 20 ... 12)
• for auxiliary and control contacts		
— solid		0.5 ... 1.5 mm ²
— finely stranded		
— with core end processing		0.5 ... 2.5 mm ²
— without core end processing		0.5 ... 2.5 mm ²
Wire stripping length of the cable		
• for main contacts	mm	10

- for auxiliary and control contacts

mm	10
----	----

Certificates/ approvals:

Certificate of suitability

CE / UL / CSA / CCC / C-TICK

General Product Approval

EMC

Declaration of
Conformity



CCC



CSA



UL



C-TICK



EG-Konf.

Test
Certificates

other

[Type Test
Certificates/Test
Report](#)

[Environmental
Confirmations](#)

UL/CSA ratings:

yielded mechanical performance [hp] for three-phase
AC motor

• at 200/208 V Rated value	metric hp	2
• at 220/230 V Rated value	metric hp	2
• at 460/480 V Rated value	metric hp	5
• at 575/600 V Rated value	metric hp	7.5

Full-load current (FLA) for three-phase AC motor

• at 480 V Rated value	A	7.6
• at 600 V Rated value	A	9

Further information

Information- and Downloadcenter (Catalogs, Brochures,...)

<http://www.siemens.com/industrial-controls/catalogs>

Industry Mall (Online ordering system)

<http://www.siemens.com/industrymall>

Cax online generator

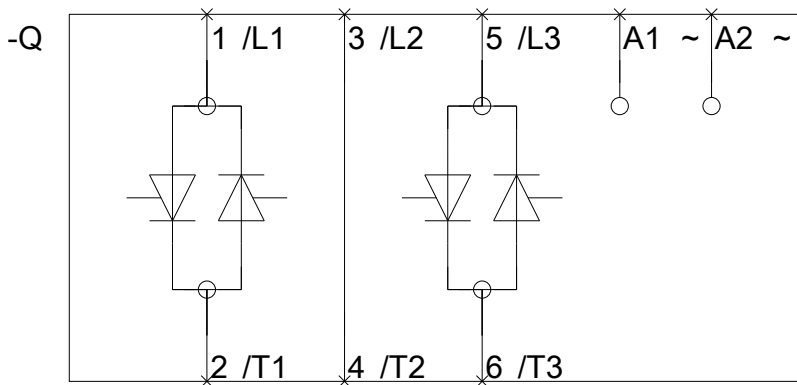
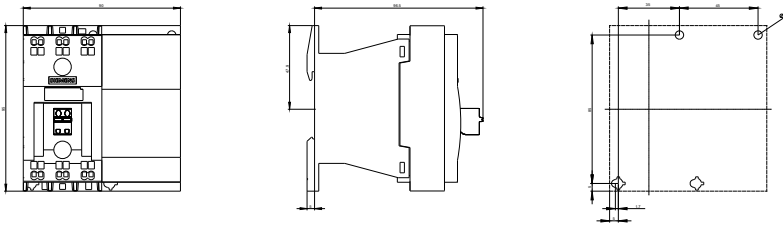
<http://support.automation.siemens.com/WW/CAXorder/default.aspx?lang=en&mlfb=3RF34162BB26>

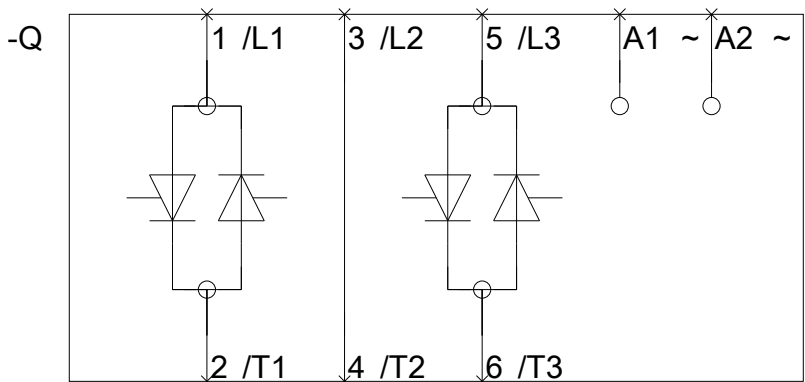
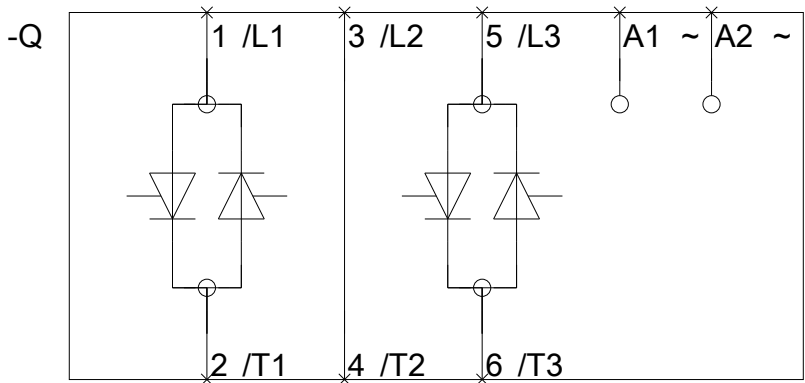
Service&Support (Manuals, Certificates, Characteristics, FAQs,...)

<http://support.automation.siemens.com/WW/view/en/3RF34162BB26/all>

Image database (product images, 2D dimension drawings, 3D models, device circuit diagrams, EPLAN macros, ...)

<http://www.automation.siemens.com/bilddb/index.aspx?attID9=3RF34162BB26&lang=en>





last modified:

09.03.2015