

SRA1

solid-state relay - single phase

DURAKOOL



- High load voltage - up to 480VAC
- 4 - 32VDC or 90 - 250VAC control voltage
- Zero cross-over or Random switching
- LED input indicator
- Finger protected terminals
- RoHS Compliant



Output (load)

Load type		SPST-NO (1 N/O) Resistive
Load current		10A, 20A, 25A, 30A, 40A, 60A, or 80A
Load switching voltage	AC V _{rms}	24 - 240V, 40 - 480V
Maximum peak voltage	AC V _{pk}	900V
Switch type		Zero Cross (std) or Random
On voltage drop	V AC	1.5V
Leakage current (off state)	mA	≤ 7mA

Input (control)

Control voltage	V	D: 4 - 32VDC or A: 90 - 250VAC
Control current	mA	< 20mA
Turn-on voltage	V _{min}	D: 3VDC / A: 90VAC
Turn-off voltage	V	D: 1VDC / A: 10VAC

Insulation

Insulation resistance		≤ 500MΩ at 500VDC, 50%RH
Dielectric strength	V AC	≥ 2500V

General Data

Operating time	mS	≤ 10ms
Release time	mS	≤ 10ms
Dimensions	L x W x H	60 x 45.1 x 27.5mm
Weight		98g
Ambient temperature	storage	-30 to 80°C
	operating	-30 to 80°C (with derating). A heat sink may be required.

SRA1

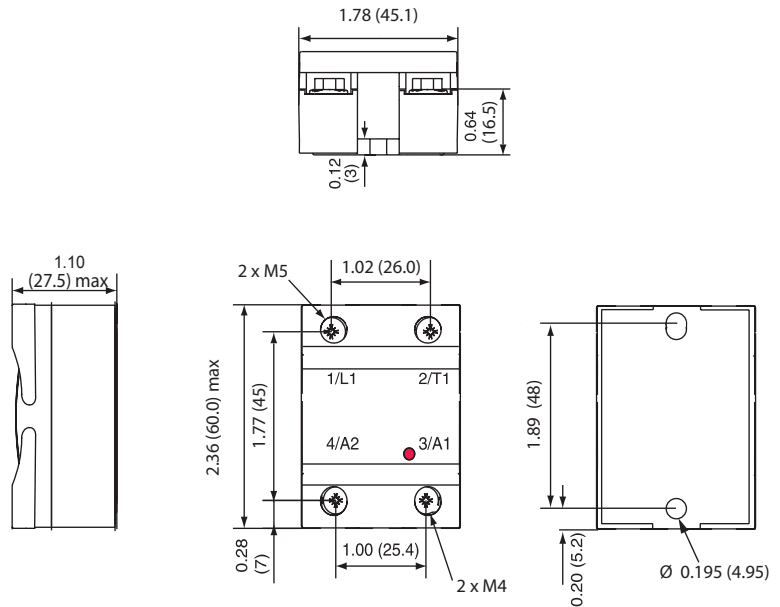
solid-state relay - single phase



Ordering Code

S	R	A	1	Z	-	25	K	-	D
Switch Function									
Z	- Zero Crossover								
R	- Random								
Load Current Rating									
10	- 10A								
20	- 20A								
25	- 25A								
30	- 30A								
40	- 40A								
60	- 60A								
80	- 80A								
Load Voltage									
L	- 24 to 240VAC								
K	- 40 to 480VAC								
Control Voltage Input									
A	- 90 to 250VAC								
D	- 4 to 32VDC								

Dimensions



Dimensions in inches (mm)

Fig.2

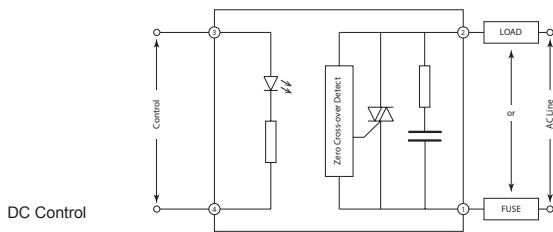


Fig.3

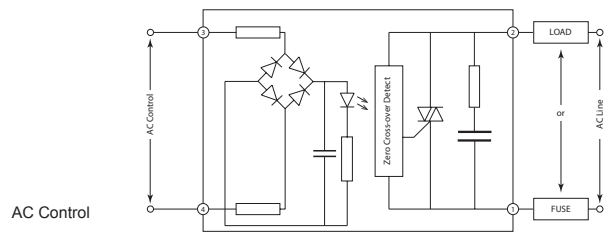


Table 1

SSR Series	SRA1*-10*-*	SRA1*-25*-*	SRA1*-60*-*	SRA1*-80*-*
	SRA1*-15*-*	SRA1*-30*-*		
	SRA1*-20*-*	SRA1*-40*-*		
Current rating	<20A	<40A	<60A	<80A
Heat Sink	DHS01	DHS02	DHS03	DHS04
Heat Sink Rating °C/W	2.19	1.49	1.35	1.07

Fig.4

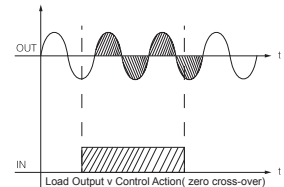


Fig.5

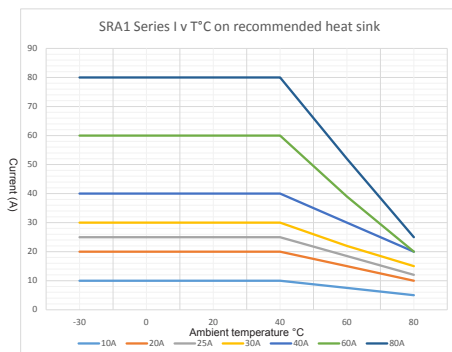


Fig.6

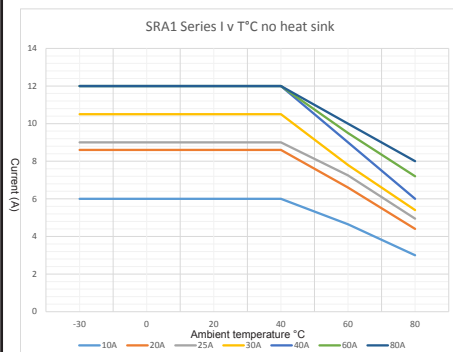


Fig.7

