

# 150W Industrial Power Supply Series

TGR150-XX, TGR150-XX-C, TGR150-XX-Q Series



- Universal 85 - 264VAC or 120 - 373VDC Input voltage
- Accepts AC or DC input (dual-use of same terminal)
- Operating ambient temperature range: -30°C to +70°C
- Low standby power consumption, high efficiency
- High I/O isolation test voltage up to 4000VAC
- Low ripple & noise
- Output short circuit, over-current, over-voltage, over-temperature protection
- Safety according to IEC/EN/UL62368, EN60335, EN61558, GB4943
- Withstand 300VAC surge input for 5s
- Over-voltage class III (designed to meet EN61558)
- Operating altitude up to 5000m

The TGR150-XX series is one of Tigers enclosed industrial ranges of power supply. It features universal AC input and also accepts DC input voltage. Cost effective, low no load power consumption, high efficiency high reliability. Meets IEC/ meet IEC/EN61000-4, CISPR32/EN55032, IEC/EN/UL62368, EN60335, GB4943 standards and they are widely used in areas of industrial, LED, street light control, electricity, security, telecommunications, smart home etc.

## Selection Guide

Certification	Part No.*	Output Power (W)	Nominal Output Voltage and Current (Vo/Io)	Output Voltage Adjustable Range (V)	Efficiency at 230VAC (%) Typ.	Max. Capacitive Load (µF)
UL/CE/CCC/CB	TGR150-12	150	12V/12.5A	10.2-13.8	86	10000
	TGR150-15	150	15V/10A	13.5 -18	87	6000
	TGR150-24	156	24V/6.5A	21.6 - 28.8	88	2400
	TGR150-36	154.8	36V/4.3A	32.4 - 39.6	88	1200
	TGR150-48	158.4	48V/3.3A	43.2 -52.8	89	600

Note: \*Use suffix "C" for terminal with protective cover and suffix "Q" for conformal coating.

## Input Specifications

Item	Operating Conditions	Min.	Typ.	Max.	Unit
Input voltage Range	AC input	85	--	264	VAC
	DC input	120	--	373	VDC
Input Voltage Frequency		47	--	63	Hz
Input Current	115VAC	--	--	4	A
	230VAC	--	--	2	
Inrush Current	115VAC	--	30	--	
	230VAC	--	60	--	
Leakage Current	240VAC	<0.75mA			
Hot Plug		Unavailable			

## Output Specifications

Item	Operating Conditions	Min.	Typ.	Max.	Unit
Output Voltage Accuracy	Full load range	--	±1	--	%
Line Regulation	Rated load	--	±0.5	--	
Load Regulation	0% - 100% load	--	±0.5	--	
Ripple & Noise*	20MHz bandwidth			150	mV

# 150W Industrial Power Supply Series

TGR150-XX, TGR150-XX-C, TGR150-XX-Q Series



	(peak-to-peak value)	24V/36V/48V	--	--	200	
Temperature Coefficient			--	±0.03	--	%/°C
Minimum Load			0	--	--	%
Stand-by Power Consumption			--	--	0.5	W
Hold-up Time	115VAC		8	--	--	ms
	230VAC		16	--	--	
Short Circuit Protection	Recovery time <5s after the short circuit disappear.		Hiccup, continuous, self-recovery			
Over-current Protection			110%-150% I <sub>o</sub> , self-recovery			
Over-voltage Protection	12V		≤16.2VDC (Output voltage turn off, re-power on for recovery)			
	15V		≤21.75VDC (Output voltage turn off, re-power on for recovery)			
	24V		≤33.6VDC (Output voltage turn off, re-power on for recovery)			
	36V		≤48.6VDC (Output voltage turn off, re-power on for recovery)			
	48V		≤60VDC (Output voltage turn off, re-power on for recovery)			
Over-temperature Protection			Output voltage turn off, self-recovery			
Note: *The "Tip and barrel method" is used for ripple and noise test, output parallel 47uF electrolytic capacitor and 0.1uF ceramic capacitor, please refer to Enclosed Switching Power Supply Application Notes for specific information.						

## General Specifications

Item	Operating Conditions			Min.	Typ.	Max.	Unit
Isolation	Input - ⊕			2000	--	--	VAC
	Input- output	Electric strength test for 1min., leakage current <10mA		4000	--	--	
	Output - ⊕			1250	--	--	
Insulation Resistance	Input - ⊕			50	--	--	MΩ
	Input - output	At 500VDC		50	--	--	
	Output - ⊕			50	--	--	
Operating Temperature				-30	--	+70	°C
Storage Temperature				-40	--	+85	
Storage Humidity	Non-condensing			10	--	95	%RH
Operating Humidity				20	--	90	
Switching Frequency				--	65	--	kHz
Power Derating	Operating temperature derating	85VAC-100VAC	-30°C to -25°C	5	--	--	% / °C
		12V	+45°C to +70°C	2	--	--	
		15V/24V/36V/48V	+50°C to +70°C	2.5	--	--	
	Input voltage derating	85VAC-100VAC		1.33	--	--	%/VAC
Safety Standard				Meet IEC/EN/UL62368/EN60335/EN61558 / GB4943			
Safety Certification				IEC/EN/UL62368/EN60335/EN61558/GB4943			
Safety Class				CLASS I			
MTBF	MIL-HDBK-217F@25°C			>300,000 h			

## Mechanical Specifications

Case Material	Metal (AL1100, SGCC)
Dimensions	159.00 x 97.00 x 30.00 mm
Weight	410g (Typ.)
Cooling Method	Free air convection

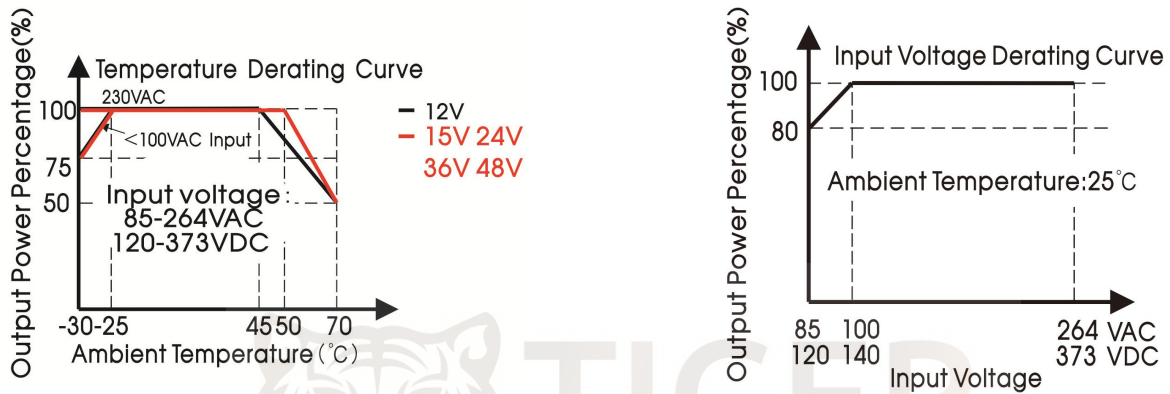
# 150W Industrial Power Supply Series

TGR150-XX, TGR150-XX-C, TGR150-XX-Q Series



Electromagnetic Compatibility (EMC)			
Emissions	CE	CISPR32/EN55032 CLASS B	
	RE	CISPR32/EN55032 CLASS B	
	Harmonic current	IEC/EN61000-3-2 CLASS A (≤80% Load)	
Immunity	ESD	IEC/EN 61000-4-2	Contact ±6KV/Air ±8KV Perf. Criteria A
	RS	IEC/EN 61000-4-3	10V/m perf. Criteria A
	EFT	IEC/EN 61000-4-4	±4KV perf. Criteria A
	Surge	IEC/EN 61000-4-5	line to line ±2KV/line to ground ±4KV perf. Criteria A
	CS	IEC/EN61000-4-6	10 Vr.m.s perf. Criteria A
	Voltage dips, short interruptions and voltage variations immunity	IEC/EN61000-4-11	0%, 70%

## Product Characteristic Curve



Note: 1. With an AC input voltage between 85 -100VAC and a DC input between 120 -140VDC the output power must be derated as per the temperature

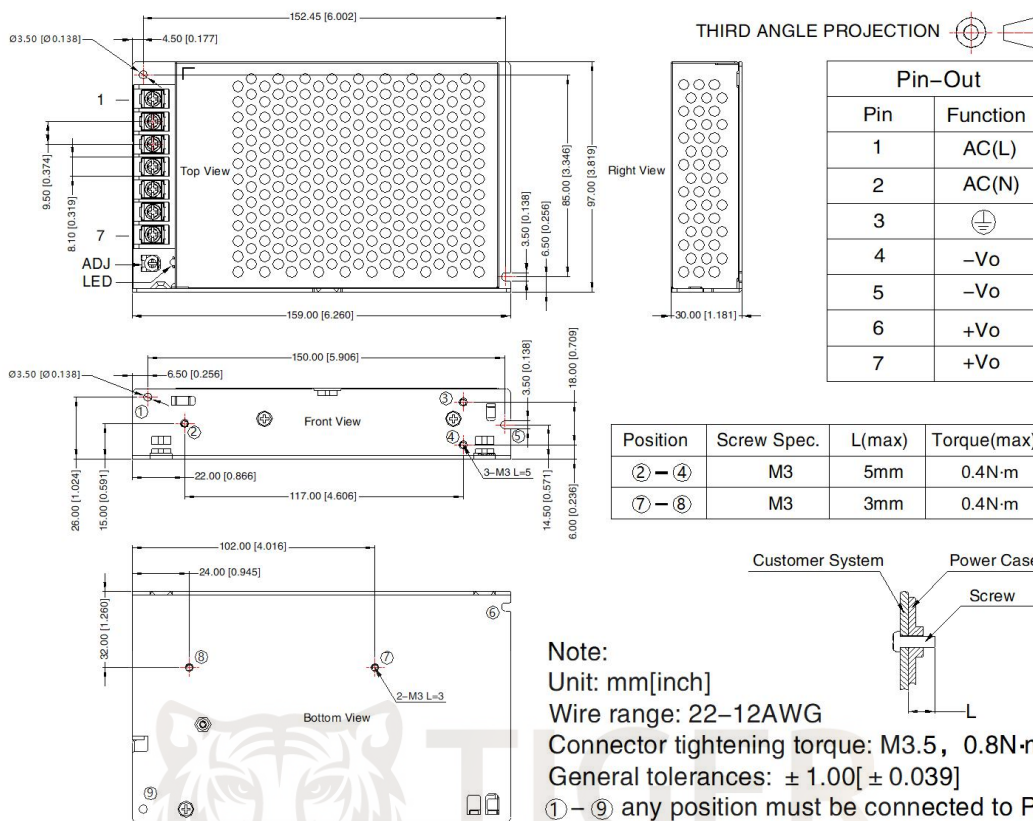
# 150W Industrial Power Supply Series

TGR150-XX, TGR150-XX-C, TGR150-XX-Q Series

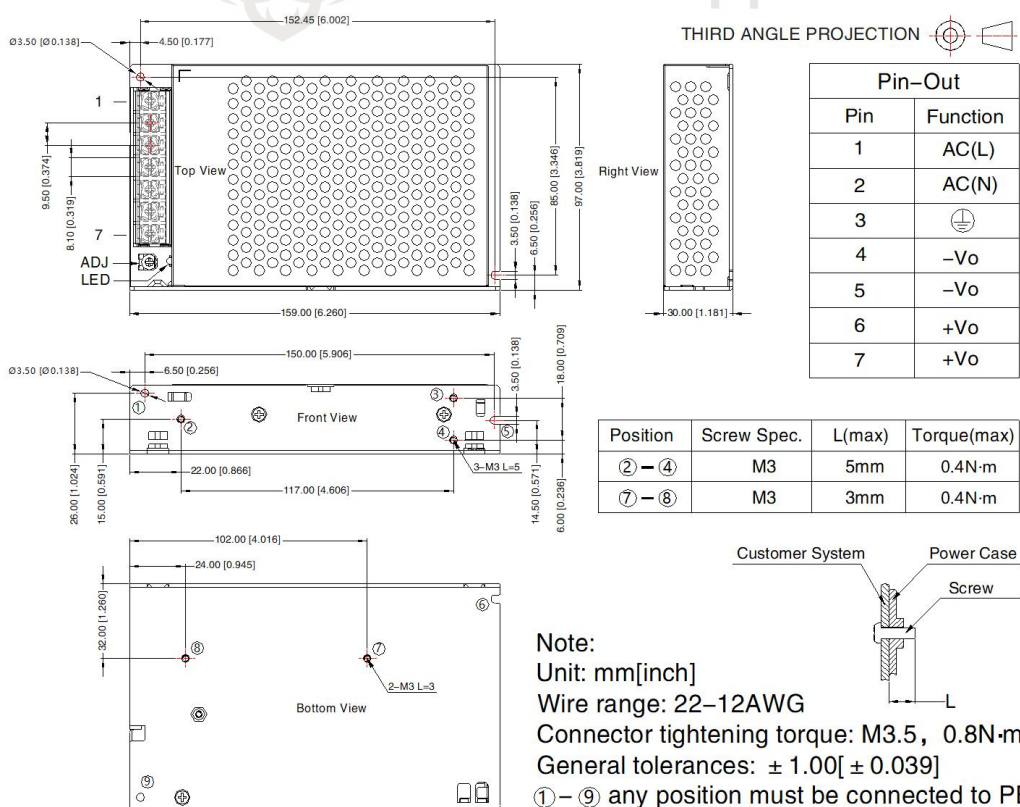


## Dimensions and Recommended Layout

### TGR150-XX, TGR150-xx-Q Series



### TGR150-xx-C Series



# 150W Industrial Power Supply Series

TGR150-XX, TGR150-XX-C, TGR150-XX-Q Series



**Note:**

1. For additional information on Product Packaging please refer to [www.TigerPowerSupplies.com](http://www.TigerPowerSupplies.com)
2. Unless otherwise specified, parameters in this datasheet were measured under the conditions of  $T_a=25^{\circ}\text{C}$ , humidity<75%RH with nominal input voltage and rated output load;
3. The room temperature derating of  $5^{\circ}\text{C}/1000\text{m}$  is needed for operating altitude greater than 2000m;
4. All index testing methods in this datasheet are based on our company corporate standards;
5. In order to improve the efficiency at high input voltage, there will be audible noise generated, but it does not affect product performance and reliability;
6. We can provide product customization service, please contact our technicians directly for specific information;
7. Products are related to laws and regulations: see "Features" and "EMC";
8. The out case needs to be connected to the earth ( ) of system when the terminal equipment in operating;
9. Our products shall be classified according to ISO14001 and related environmental laws and regulations, and shall be handled by qualified units.