



Connectors > D-Shaped Connectors > D-Sub Connectors > Box Mount D-Sub Connectors



Connector & Housing Type: **Receptacle**  
Connector System: **Cable-to-Cable**  
Number of Positions: **44**  
Power/Signal/Coax Combination: **No**  
D-Sub Shell Size: **3**

Features

Product Type Features

Product Type	Connector
Connector & Housing Type	Receptacle
Connector System	Cable-to-Cable
D-Sub Shell Size	3
Sealable	No
Connector & Contact Terminates To	Wire & Cable
Blindmate	No

Configuration Features

Number of Positions	44
Power/Signal/Coax Combination	No

Body Features

Box Mount D-Sub Connector Insert Arrangement	MS18275-2
Retention Clip Material	Stainless Steel
Shell Plating Material	Zinc
Shell Material	Steel
Non-Magnetic	No

Contact Features

Contact Type	Socket
--------------	--------



D-Sub Contact Size	22
Contact Current Rating (Max)	5 A

Mechanical Attachment

Mounting Hole Diameter	3.05 mm[.12 in]
------------------------	-----------------

Housing Features

Centerline (Pitch)	2.29 mm[.09 in]
--------------------	-----------------

Usage Conditions

Operating Temperature Range	-55 – 125 °C[-67 – 257 °F]
-----------------------------	----------------------------

Operation/Application

ULTRA-LITE Connector	No
Circuit Application	Signal

Industry Standards

NASA Qualification	No
--------------------	----

Packaging Features

Packaging Method	Carton
------------------	--------

Other

Comment	"Z" is stamped on connectors following M24308 part number as required. "Z" designates zinc shell plating., Size 22 sockets supplied with receptacles are loose piece.
---------	---

Product Compliance

For compliance documentation, visit the product page on TE.com>

EU RoHS Directive 2011/65/EU	Compliant
EU ELV Directive 2000/53/EC	Compliant
China RoHS 2 Directive MIIT Order No 32, 2016	No Restricted Materials Above Threshold
EU REACH Regulation (EC) No. 1907/2006	Current ECHA Candidate List: JAN 2022 (223) Candidate List Declared Against: JAN 2021 (211) SVHC > Threshold: Not Yet Reviewed
Halogen Content	Not Low Halogen - contains Br or Cl > 900 ppm.



Solder Process Capability

Wave solder capable to 265°C

Product Compliance Disclaimer

This information is provided based on reasonable inquiry of our suppliers and represents our current actual knowledge based on the information they provided. This information is subject to change. The part numbers that TE has identified as EU RoHS compliant have a maximum concentration of 0.1% by weight in homogenous materials for lead, hexavalent chromium, mercury, PBB, PBDE, DBP, BBP, DEHP, DIBP, and 0.01% for cadmium, or qualify for an exemption to these limits as defined in the Annexes of Directive 2011/65/EU (RoHS2). Finished electrical and electronic equipment products will be CE marked as required by Directive 2011/65/EU. Components may not be CE marked. Additionally, the part numbers that TE has identified as EU ELV compliant have a maximum concentration of 0.1% by weight in homogenous materials for lead, hexavalent chromium, and mercury, and 0.01% for cadmium, or qualify for an exemption to these limits as defined in the Annexes of Directive 2000/53/EC (ELV). Regarding the REACH Regulation, the information TE provides on SVHC in articles for this part number is based on the latest European Chemicals Agency (ECHA) 'Guidance on requirements for substances in articles' posted at this URL: <https://echa.europa.eu/guidance-documents/guidance-on-reach>









Compatible Parts




TE Part # 204351-1


SZ 22 SOCKET CONTACT

Customers Also Bought

 <p>TE Part #1757819-5</p> <p>AMPLIMITE,ASY,PLUG,STD,109,ZN,5</p>	 <p>TE Part #1757819-2</p> <p>AMPLIMITE,ASY,PLUG,STD,109,ZN,2</p>	 <p>TE Part #204506-1</p> <p>RECEPT ASSY,62 POSN,AMPLIMITE</p>	 <p>TE Part #1757824-4</p> <p>AMPLIMITE,ASY,RCPT,STD,90,ZN,4</p>
 <p>TE Part #1757820-1</p> <p>AMPLIMITE,ASY,RCPT,STD,109,ZN,1</p>	 <p>TE Part #1757819-4</p> <p>AMPLIMITE,ASY,PLUG,STD,109,ZN,4</p>	 <p>TE Part #1757820-5</p> <p>AMPLIMITE,ASY,RCPT,STD,109,ZN,5</p>	 <p>TE Part #1757824-1</p> <p>AMPLIMITE,ASY,RCPT,STD,90,ZN,1</p>



TE Part #1757824-5  
[AMPLIMITE,ASY,RCPT,STD,90,ZN,5](#)



TE Part #1757823-2  
[AMPLIMITE,ASY,PLUG,STD,90,ZN,2](#)

Documents

Product Drawings

[AMPLIMITE,ASY,RCPT,STD,90,ZN,3](#)

English

CAD Files

[3D PDF](#)

3D

Customer View Model

[ENG\\_CVM\\_CVM\\_1757824-3\\_J.2d\\_dxf.zip](#)

English

Customer View Model

[ENG\\_CVM\\_CVM\\_1757824-3\\_J.3d\\_igs.zip](#)

English

Customer View Model

[ENG\\_CVM\\_CVM\\_1757824-3\\_J.3d\\_stp.zip](#)

English

By downloading the CAD file I accept and agree to the [Terms and Conditions](#) of use.

Product Environmental Compliance

[TE Material Declaration](#)

English

Agency Approvals

[UL Report](#)

English