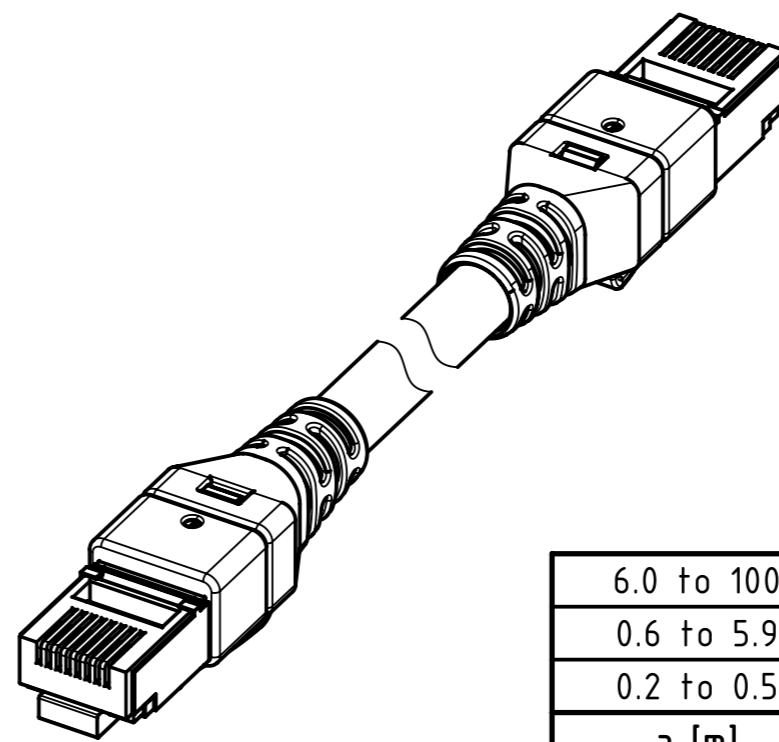
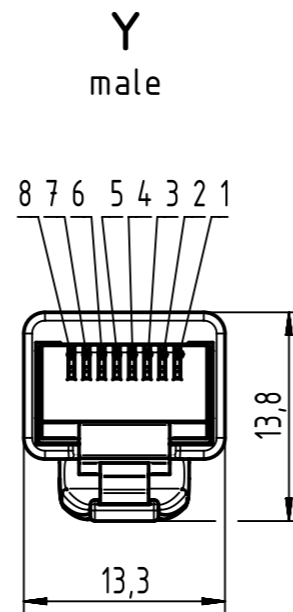
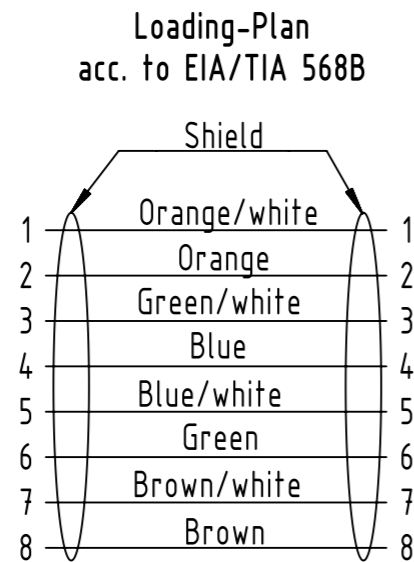
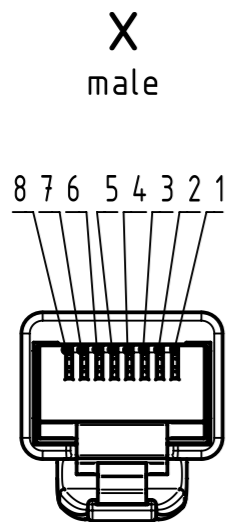
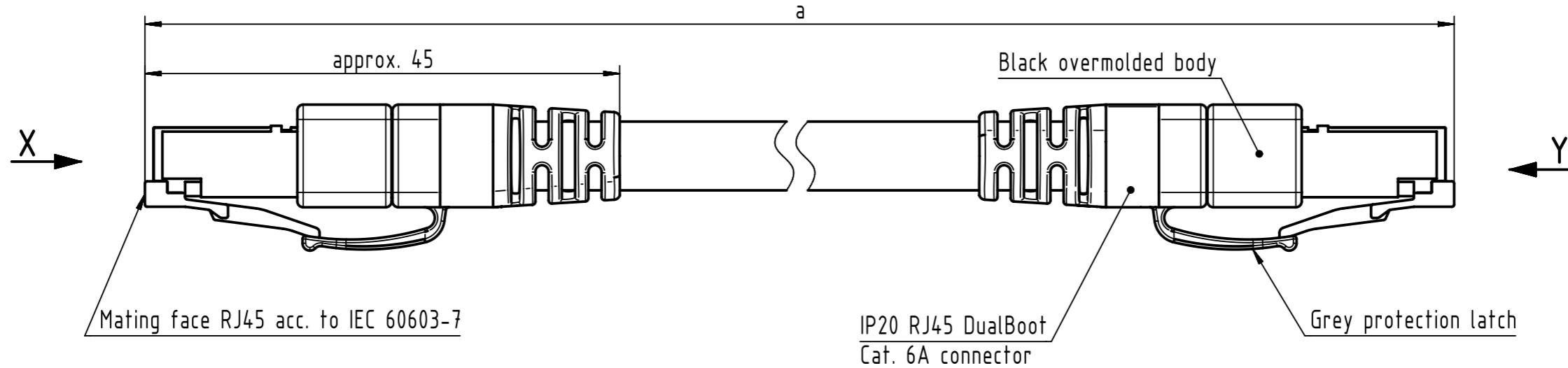


Connector Location A

Connector Location B



|              |                  |
|--------------|------------------|
| 6.0 to 100   | ±1%              |
| 0.6 to 5.9   | +0.04            |
| 0.2 to 0.5   | +0.02            |
| <b>a [m]</b> | <b>Tolerance</b> |

|                                |              |            |
|--------------------------------|--------------|------------|
| length<br>in<br>"1m"<br>step   | 100          | XXX=000    |
|                                | 99           | XXX=990    |
|                                | :            | :          |
|                                | 12           | XXX=120    |
| length<br>in<br>"0.1m"<br>step | 11           | XXX=110    |
|                                | 10           | XXX=100    |
|                                | 9.9          | XXX=099    |
|                                | 9.8          | XXX=098    |
|                                | :            | :          |
|                                | 0.5          | XXX=005    |
|                                | 0.4          | XXX=004    |
|                                | 0.3          | XXX=003    |
| 0.2                            | XXX=002      |            |
| <b>Step</b>                    | <b>a [m]</b> | <b>XXX</b> |

**NOTE:**

- \* For lengths < 1.0m:  
- relative positioning of the connectors to each other will be as presented in the drawing, however with an admissible angular deviation around cable axis of ± 30°
- \* For lengths ≥ 1.0m:  
- relative positioning of the connectors to each other not obligatory
- \* Ethernet transmission possible for lengths up to 45m

Cat. 6A FRNC Ethernet Cable,  
AWG27/7, S/FTP, grey

09488787585XXX

**Type of cable**

**Part no.**

|  |  |                                       |                          |                        |  |                    |                                 |             |
|--|--|---------------------------------------|--------------------------|------------------------|--|--------------------|---------------------------------|-------------|
|  | All Dimensions in mm                       |                                       | Tech. Character.         |                        | Free size tol.   |                    | According to production drawing |             |
|  | All rights reserved<br>Department HCS - RO |                                       | Created by<br>MUNTEANV   | Inspected by<br>COSTEA | Standardisation<br>AVRAM                                 | Date<br>2017-07-13 | State<br>Final Release          |             |
| HARTING Customised Solutions<br>D-32427 Minden |  | Title<br>RJ Industrial Cable Assembly |                          |                        | Doc-Key / ECM-Nr.<br>100577971/UGD/007/B<br>500000122254 |                    | Rev.<br>B                       | Page<br>1/1 |
|  |  | Type<br>TB                            | Number<br>09488787585XXX |                        |  |                    |                                 |             |