

CIRCUIT BREAKER 3VA2 IEC FRAME 1000 BREAKING CAPACITY CLASS M ICU=55KA @ 415 V 3-POLE, LINE PROTECTION ETU340, ELISA LI, IN=800A OVERLOAD PROTECTION IR=320A ...800A SHORT CIRCUIT PROTECTION II=12 X IN BUSBAR CONNECTION



| Model | |
|--|-----------------------------|
| Product brand name | SENTRON |
| Product designation | Molded case circuit breaker |
| Design of the product | Line protection |
| Design of the overcurrent release | ETU340 |
| Protective function of the overcurrent release | ELISA LI |
| Number of poles | 3 |

| General technical data | |
|--|--------|
| Tension assignée d'isolement U_i | 800 V |
| Max. rated operational voltage U_e with AC 50/60Hz | 690 V |
| Active power loss / for rated value of the current / at AC / in hot operating state / per device | 135 W |
| Active power loss / for rated value of the current / at AC / in hot operating state / per pole | 45 W |
| Mechanical service life (switching cycles) / typical | 10 000 |
| Electrical endurance (switching cycles) / at AC-1 / at 380/415 V 50/60 Hz | 5 000 |
| Electrical endurance (switching cycles) / at AC-1 / at 690 V 50/60 Hz | 4 000 |

| | |
|---|---------|
| Neutral conductors / upgradeable/retrofitable | No |
| Ground fault monitoring version | Without |
| Product function | |
| • communication function | No |
| • other measurement function | No |

Electricity

| | |
|---|---------|
| Max. rated operational voltage of the size of the circuit-breaker | 1 000 A |
| Courant permanent assigné lu | 800 A |
| Operating current | |
| • at 40 °C | 800 A |
| • at 45 °C | 800 A |
| • at 50 °C | 800 A |
| • at 55 °C | 800 A |
| • at 60 °C | 800 A |
| • at 65 °C | 767 A |
| • at 70 °C | 703 A |

Switching capacity according to IEC 60947

| | |
|--|--------|
| Switching capacity class of the circuit breaker | M |
| Maximum short-circuit current breaking capacity (I _{cu}) | |
| • at 240 V | 85 kA |
| • at 415 V | 55 kA |
| • at 690 V | 25 kA |
| Operational short-circuit current breaking capacity (I _{cs}) | |
| • at 240 V | 85 kA |
| • at 415 V | 55 kA |
| • at 690 V | 19 kA |
| Short-circuit current making capacity (I _{cm}) | |
| • at 240 V | 187 kA |
| • at 415 V | 121 kA |
| • at 690 V | 53 kA |

Adjustable parameters

| | |
|---|---------|
| Adjustable response value current / I _g min. | 320 A |
| Adjustable response value current / I _g min. | 800 A |
| Adjustable response value current / I _g min. | 1300 |
| Adjustable response value current / I _g min. | 1300 |
| Adjustable response value current / I _i min. | 8 000 A |
| Adjustable response value current / I _i max. | 8 000 A |
| Ground fault protection / tripping switchable / I _{2t} =ON/OFF | No |





| Mechanical Design | |
|-------------------|---------|
| Height [in] | 12.6 in |
| Height | 320 mm |
| Width [in] | 8.3 in |
| Width | 210 mm |
| Depth [in] | 4.7 in |
| Depth | 120 mm |

| Connections | |
|---|----------------|
| Arrangement of electrical connectors / for main current circuit | Front terminal |
| Type of electrical connection / for main current circuit | Lug terminal |

| Auxiliary circuit | |
|--|---|
| Number of CO contacts / for auxiliary contacts | 0 |

| Environmental conditions | |
|--|--|
| Protection class IP / on the front | IP40 |
| Ambient temperature | |
| <ul style="list-style-type: none"> • during operation / minimum • during operation / maximum • during storage / minimum • during storage / maximum | <ul style="list-style-type: none"> -25 °C 70 °C -40 °C 80 °C |

| Certificates | |
|--|---|
| Equipment marking / acc. to DIN EN 81346-2 | Q |

| General Product Approval | EMC | Declaration of Conformity | Test Certificates | other |
|--|---|--|---|--|
|  VDE |  |  RCM |  EG-Konf. | Miscellaneous Miscellaneous |

Further information

Information- and Downloadcenter (Catalogs, Brochures,...)

<http://www.siemens.com/lowvoltage/catalogs>

Industry Mall (Online ordering system)

<https://mall.industry.siemens.com/mall/en/en/Catalog/product?mlfb=3VA2580-5HK32-0AA0>

Service&Support (Manuals, Certificates, Characteristics, FAQs,...)

<https://support.industry.siemens.com/cs/ww/en/ps/3VA2580-5HK32-0AA0>

Image database (product images, 2D dimension drawings, 3D models, device circuit diagrams, ...)

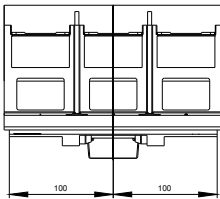
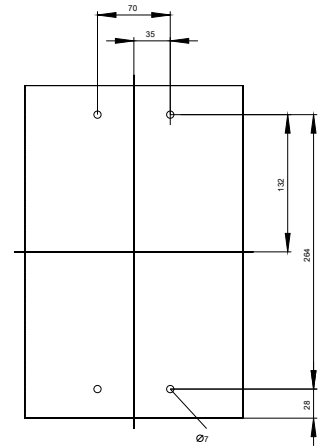
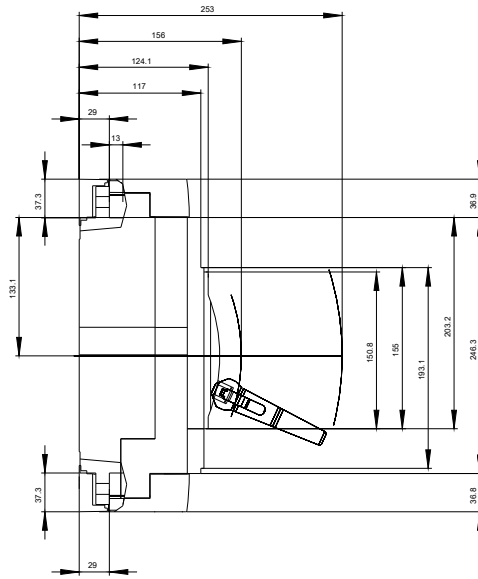
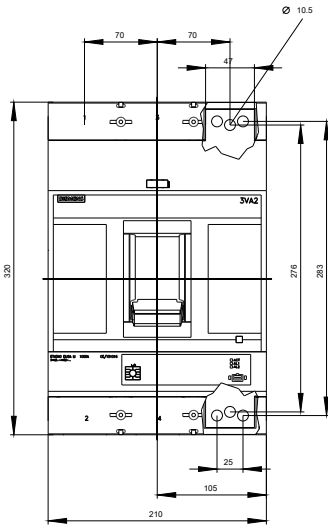
http://www.automation.siemens.com/bilddb/cax_en.aspx?mlfb=3VA2580-5HK32-0AA0

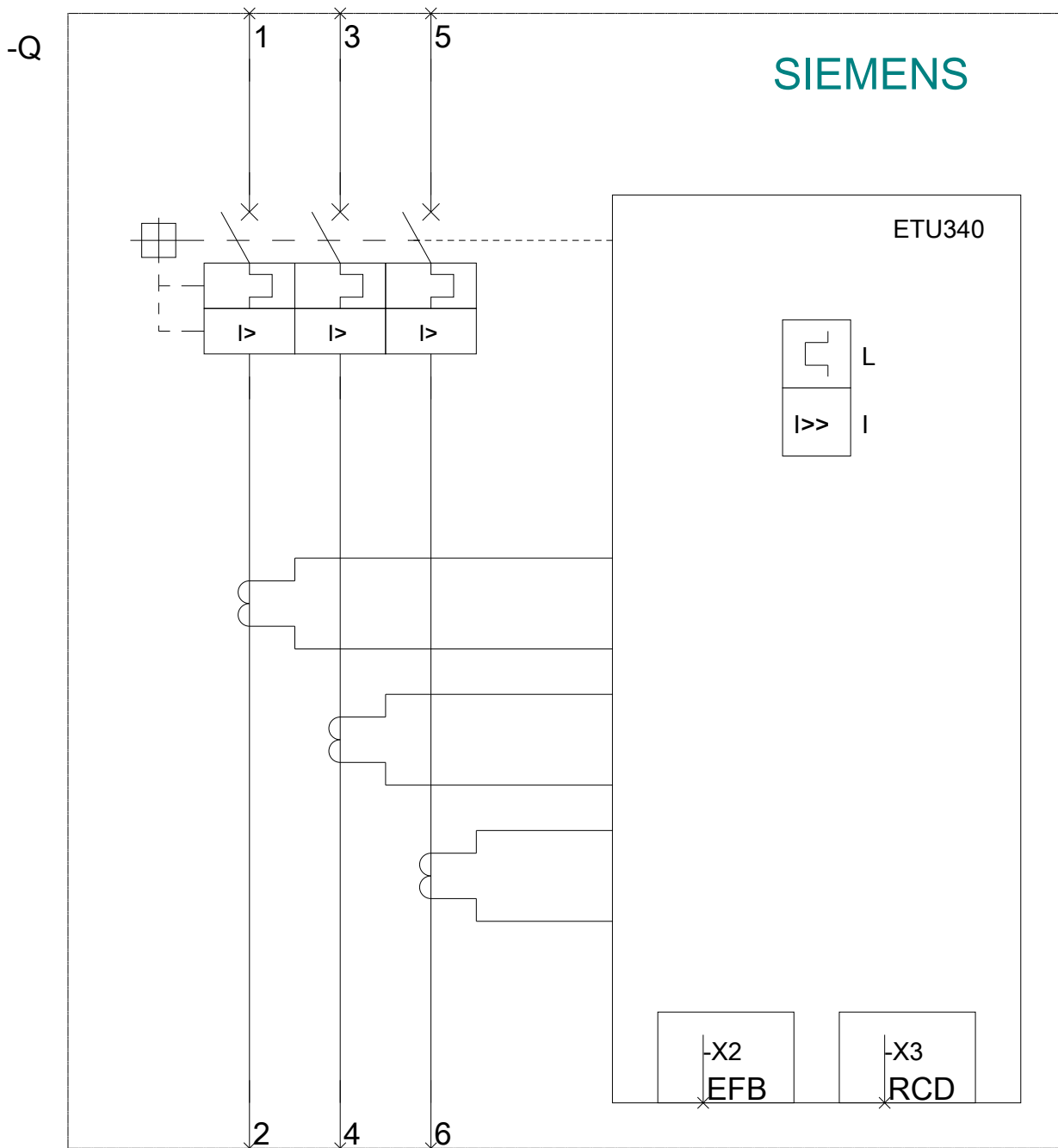
CAX-Online-Generator

<http://www.siemens.com/cax>

Tender specifications

<http://www.siemens.com/specifications>





last modified:

08/25/2017